



TECHNICAL 2025
THE ANNIVERSARY EDITION

1995-2025



CENTURY®

Per trent'anni, abbiamo acceso i sogni, illuminato le visioni e trasformato la luce in un simbolo di innovazione e qualità. Celebriamo con gratitudine questo trentesimo anniversario, consapevoli che il nostro successo è il frutto del lavoro di squadra e della fiducia dei nostri clienti.

La nostra passione per la luce ci spinge a cercare sempre nuove soluzioni, a reinventare il modo in cui illuminiamo il mondo. Ogni prodotto, ogni progetto è una testimonianza del nostro impegno verso l'eccellenza. Siamo pronti a affrontare il futuro con la stessa dedizione e creatività che ci hanno portato fin qui.

Ti invito a scoprire l'anima di CENTURY: un'azienda che mette al centro l'innovazione, la qualità e la sostenibilità. Lasciati ispirare dalle nostre idee, dai nostri prodotti e dalla nostra visione per un domani sempre più luminoso.

Grazie per essere parte di questo viaggio straordinario.
Insieme, illumineremo il futuro.

For thirty years, we have created dreams, illuminated visions, and transformed light into a symbol of innovation and quality. We celebrate this thirtieth anniversary with gratitude, aware that our success is the result of teamwork and the trust of our customers.

Our passion for light drives us to constantly seek new solutions, to reinvent the way we illuminate the world. Every product, every project is an evidence to our commitment to excellence. We are ready to face the future with the same dedication and creativity that has led us to success.

I invite you to discover the soul of CENTURY: a company that places innovation, quality, and sustainability at its core. Let yourself be inspired by our ideas, our products, and our vision for an ever-brighter tomorrow.

Thank you for accompanying us on this extraordinary journey.
Together, we will illuminate the future.

Claudio Loggia

CEO, CENTURY ITALIA S.R.L.

CENTURY[®]








































PHOTO INDEX
4

ABOUT US
10

Century Italia è fornitore a livello globale di soluzioni illuminotecniche. Progettando e innovando continuamente, ci impegniamo a portare il meglio in ogni casa, famiglia e organizzazione per un mondo sempre più efficiente e sostenibile.

Century Italia is global supplier of lighting solutions. By continually designing and innovating, we are committed to bringing the best to every home, family and organization for an increasingly efficient and sustainable world.

  
century-italia.com

TECHNICAL INDOOR						
	20	48	76	92	104	118
INDOOR						
	124	128	138	154		
INDUSTRIAL						
	172	180	182	190		
TECHNICAL OUTDOOR						
	194	204	206	222		
OUTDOOR						
	234	244	256	260		
SOLAR						
	272	284	293	294	296	298
WORK						
	304	306	307	307		
SORGENTI						
	310	316	318	320	325	



Y
R
U
T
Z
E
C

INDICE FOTOGRAFICO

PHOTOGRAPHIC INDEX

TECHNICAL 01 INDOOR



BACKLIGHT
20



ADVANCE
22



IP65
26



PRISMATIZZATO
27



P-LINE 40
28



FALSO MODULO
29



P-TONDO
30



P-QUADRO
32



RECESSED
34



FRISBEE
35



PL-TONDO
36



PL-QUADRO
36



PL-TONDO XL
38



FRAME
40



KIT PLAFONE
42



DRIVER
44



KIT EMERGENCY
45



INSTALLATION
46



CONTROLLER
47



FUTURA PRO
48



FUTURA SHOP 95
52



FUTURA
53



ZETA-P
54



ZETA-SPA
58



SPOT 65
60



SPOTFIVE
62



ZENO
64



COMFORT
66



ELIO
67



LINEA-R
68



MINIMAL
70



KLAK
72



CITY FRAME
74



SICURA LED
75



ACCÈNTO PRO
76



ACCÈNTO PRO IP67
80



ACCÈNTO PRO RGB+W
81



ACCÈNTO COB
82



MAGIC
84



ACCÈNTO RGB+W
85



ACCÈNTO 230 V
86



ACCÈNTO
88




DRIVER
90



CONNECTORS
90



CONTROLLER
91




CONTROLLER
91



INCASSO
92




CARTONGESSO
94




SUPERFICIE
96



40°
98



SPECIALI
100



SCALE
102



PRISMA
104




LINKY
114



SPEEDY
116



STABILA
117



PRATIKA PRO
118

INDOOR



BLANCA LUXE
124



BLANCA PERLA
126



BLANCA SLIM
127



BINARY
128



CONNECTORS
130



REGIA MINI
132



REGIA SHOP GU10
134



REGIA SHOP 180
135



REGIA SHOP LINEARE
136



QUBE - RONDÒ
138



QUBE - RONDÒ - STYLO
140



ENFASI STYLO
142



ENFASI SQUARE
144



ENFASI ROUND
146



ESSENZA QUBE
148



ESSENZA RONDÒ
150



ESSENZA ORIENTABILE
152



JESSY APPLIQUE
154



JESSY SQUARE
158



JESSY ROUND
162



KON170
164



ECLISSE
165




BOLLE 250
166



MIRO 200
166



DALI 310
166



SOFFIO
168

INDUSTRIAL



LUMENTOP
172



PRIMA
176



SUPERLIGHT
177



SUPREMA ROUND
178



SUPREMA ROUND-V
179



FULL VISION +
180



FULL VISION
181



EXTREMA 150
182



ATLAS
184



DISCOVERY MAX
188



MAXIMA
190

TECHNICAL 04 OUTDOOR



ZEUS
194



PLAZA
196



EVOSTREET
198



AREA
200



ZEROTONDO
202



CITYONE
203



LOTUS
204



PLOSE STREET
205



PLOSE
205




SIRIO SLIM
206



SIRIO BT
214




PORTEO
216



SMILE
218




DMEMORY ASIMMETRICO
220



RAINBOW
221



REGOLO
222



BLAZE
226



DOBI
230



SPIKE
231

OUTDOOR 05



OASI
234



OASI 65
236



PUSH&GO
237




PURA
238




OMNIA
240



SIMPLY
242



UP&DOWN+
244




REVERSO
246



AXO
248




FORMA
250



PASEO
252



CORTÈS
254




BAMBOO
256




FIESTA
258




FIESTA 230V
259



ARGO
260



PAVI
262




MINI PAVI
266



PAVI GU10
267



DRIVER
269



CONNECTORS
269

SOLAR



PROMETEO
272



ENERGY
274



GIRASOLE
276



GENIUS
278



DVERSO
280



SOLAR-B
282



UP&DOWN SOLAR
284



AURA
286



DOMINO
288



ARCADIA MAX
290



ARCADIA
292



STEP SOLAR
293



BOLLA
294



SUNNY
296



SUNNYXL
298



LEVANTE
300

WORK



REWORK HYBRID
304




REWORK
306



REWORK TREPPIEDI
306



JOLLY
307



STAND
307



TRIPOD
307

SORGENTI



INCANTO WHITE
310



INCANTO +
311



INCANTO GLOBO
311



INCANTO GOCCIA
312



INCANTO CLEAR
313



INCANTO SATEN
313




INCANTO TUBOLARE
313



INCANTO CLEAR
DIMMABLE 314



INCANTO SATEN
DIMMABLE 314



INCANTO SILVER
314



INCANTO EPOCA
315



INCANTO EPOCA
315



HARMONY GLOBO
316




HARMONY GOCCIA
316



HARMONY
317



LEXAR
318




SPOT MAXILED
318



SPOT MULTILED
319



DICRO SHOP 95
319



DICRO SHOP 90
319



PIXY G4
320



PIXY G9
320



PIXYFULL DIMM.
321




TRE-D
321



ARIA BT
322



DAY & NIGHT - MOTION SENSOR
322



CIRCOLINA
323



VOTIVA
323



LAMPADA FRIGO
323



LAMPADA FORNO
323



CITY LAMP
324



CITY LAMP GU10
324



SUPERLED
324



SERIE LIGHT LR
324



SERIE LIGHT PAR
324



PAR 56
325



PL-COVER
325



GXLED
325

DA 30 ANNI



TI ACCOMPAGNIAMO

1995 - 20



NELLA S




DELLA GIUSTA



25



LUCE



FOR **30 YEARS**
WE HAVE BEEN
ACCOMPANYING
YOU IN
CHOOSING THE
RIGHT **LIGHT**

CELTA



LA NOSTRA STORIA LA NOSTRA STORIA LA NOSTRA STORIA



1995



01.

Fondazione

Nel 1955 nasce Century, pronta ad illuminare i sogni delle persone.

Foundation

In 1955 Century was born, ready to illuminate people's dreams.

2004



02.

Simboli parlanti

Century crea i primi packaging con simboli parlanti. Nascono le confezioni con icone intuitive.

Talking Symbols

Century creates the first packaging with talking symbols. Packaging with intuitive icons is born.

2010



03.

Shuttle

Lancio sul mercato di Shuttle, il primo faretto LED sul mercato italiano.

Shuttle

Market launch of Shuttle, the first LED spotlight on the Italian market.

2011



04.

Lampade CFL

Century Italia vanta la gamma di lampade CFL più vasta d'Europa. Nel 2011, promuove per prima il concetto di Efficienza Luminosa, espressa in Lumen/Watt.

CFL lamps

Century Italia has the widest range of CFL lamps in Europe and is the first to promote luminous efficiency in Lumen/Watt.

2012



05.

Espansione all'estero

Century sbarca sul mercato austriaco. Successivamente è il turno di Rep. Ceca, Croazia, Francia, Irlanda, Malta, Germania e Portogallo.

Expansion abroad

Century lands on the Austrian market. Then it is the turn of the Czech Republic, Croatia, France, Ireland, Malta, Germany and Portugal.

2013



06.

Aria Plus

La migliore in termini di rapporto performance/prezzo: Aria Plus rompe il mercato.

Aria Plus

Best in class performance/price ratio: Aria Plus breaks the market

OUR HISTORY OUR HISTORY OUR HISTORY

08.

La nuova sede

Century apre una nuova sede a Latina su un'area di 32.000 m2 con 8.000 m2 di superficie coperta.

New headquarters

Century opens a new headquarters in Latina on an area of 32,000 m2 with 8,000 m2 of covered surface.



2016

10.

Catalogo LED

10ª edizione del Catalogo LED.

LED Catalog

10th edition of the LED Catalog.



2022

11.

Sostenibilità

Sensibilizzazione all'ecosostenibilità anche nelle confezioni: nascono i primi packaging 100% Plastic Free.

Sustainability

Raising awareness of eco-sustainability also for packaging: the first 100% Plastic Free packaging is born.



2023

14.

30° anniversario

Century compie trent'anni.

30th Anniversary

Century turns thirty.



2025

2014

2021



07.

KIT-FAMILY

Una geniale idea di marketing il KIT-FAMILY va a ruba.

KIT-FAMILY

A brilliant marketing idea: the KIT-FAMILY.




09.

Il Sole24ORE

Grande riconoscimento mediatico con l'articolo sul Sole24ORE

Sole24ORE

Great media recognition with the article on "Il Sole24ORE"



12.

I tre cataloghi

Innovativa progettazione di tre cataloghi distinti suddivisi per canali commerciali e tipologie di prodotto per agevolare il team di vendita.

Three catalogs

Innovative design of three distinct catalogs divided by commercial channels and product types to facilitate the sales team.



13.

Incanto White

Century è la prima sul mercato a presentare la lampada a filamento LED bianco: Incanto White.

Incanto White

Century is the first on the market to present the white LED filament lamp: Incanto White.

INSTALLAZIONI INSTALLAZIONI INSTALLAZIONI

01.
**Stazione Termini,
Roma**
Aree commerciali



02.
**Aeroporto "Leonardo da Vinci",
Fiumicino**
Aree commerciali



03.
**Castello Sforzesco,
Milano**
Rivellino di Santo Spirito



Presentiamo alcuni progetti di successo portati avanti nel corso degli anni, i quali raccontano l'esperienza e le realizzazioni più prestigiose di **CENTURY**.

Con **30 anni di storia** alle spalle, guardiamo al passato con orgoglio e soddisfazione. Questi traguardi sono il frutto del lavoro di un'azienda in continua **espansione**, guidata dalla **passione**, dall'**innovazione** e dalla **dedizione** del nostro team. Ogni progetto realizzato testimonia la nostra costante ricerca di **eccellenza** e il nostro **impegno** a illuminare il futuro con qualità e visione.

1995-2020

CENTURY

CASE HISTORY CASE HISTORY CASE HISTORY



04.
**Quirinale,
Roma**
Aree di servizio



05.
**Mercato delle Vettovaglie,
Livorno**
Area esterna



06.
**Accademia della Moda,
Napoli**
Area universitaria

We present some successful projects carried out over the years, which tell the story of the experience and the most prestigious achievements of **CENTURY**.

With **30 years** of history behind us, we look back with pride and satisfaction. These achievements are the result of the work of a company in continuous **expansion**, driven by the **passion, innovation** and **dedication** of our team. Each project carried out testifies to our constant search for **excellence** and our **commitment** to illuminate the future with quality and vision.

CHI SIAMO
CHI SIAMO
CHI SIAMO



I nostri valori
Our values

Impegno,
innovazione,
sostenibilità e
integrità.

Commitment, innovation,
sustainability and integrity.



01. Innovazione Innovation

Nata 30 anni fa dalla visione di un giovane imprenditore, Century Italia è oggi leader nel settore dell'illuminazione a LED. Con un'ampia gamma di oltre 2000 prodotti, illuminiamo con la stessa passione e innovazione del primo giorno.

Born 30 years ago from the vision of a young entrepreneur, Century Italia is now a leader in the LED lighting sector. With a wide range of over 2000 products, we illuminate with the same passion and innovation as the first day.

02. Lavoro di squadra Teamwork

Raccogliamo tutti i giorni i frutti del lavoro di un team affiatato, in cui l'entusiasmo e la professionalità si fondono in un ambiente giovane e dinamico. Crediamo fermamente che il teamwork sia la chiave per raggiungere risultati straordinari e la nostra squadra di esperti ne è la dimostrazione, costantemente impegnata nella ricerca e sviluppo di soluzioni illuminotecniche all'avanguardia.

Every day we reap the fruit of our labor thanks to a close-knit team, where enthusiasm and professionalism blend together in a young and dynamic environment. We firmly believe that teamwork is the key to achieving extraordinary results and our team of experts is proof of this, constantly committed to research and development of cutting-edge lighting solutions.



ABOUT US ABOUT US ABOUT US

I nostri punti di forza

Our strengths

Alta qualità,
assistenza rapida
e professionale,
produzioni per
private labels,
consegna rapida.


High quality, fast and
professional assistance, private
label productions, fast delivery.



03. Integrità e sostenibilità Integrity and sustainability

Il nostro impegno ci ha permesso di realizzare oltre 200 progetti all'anno, collaborando con ingegneri, lighting designer e architetti di fama internazionale. Dalle lampadine domestiche ai prodotti per l'illuminazione industriale, offriamo soluzioni complete per ogni esigenza, sempre con un occhio attento alla qualità e al risparmio energetico. I nostri prodotti, rigorosamente testati e certificati, garantiscono la massima qualità e durata nel tempo.

Our commitment has allowed us to carry out over 200 projects a year, collaborating with internationally renowned engineers, lighting designers and architects. From domestic light bulbs to industrial lighting products, we offer complete solutions for every need, always with a careful eye on quality and energy saving. Our products, rigorously tested and certified, guarantee maximum quality and durability over time.



04. Esperienza Experience

Con una rete di vendita capillare in Italia e all'estero, siamo il partner ideale per chi cerca soluzioni illuminotecniche innovative e affidabili. In Century Italia, non seguiamo il mercato, lo creiamo, anticipando le tendenze e illuminando il futuro con la luce dell'esperienza, della passione e del lavoro di squadra.

With a widespread sales network in Italy and abroad, we are the ideal partner for those seeking innovative and reliable lighting solutions. At Century Italia, we do not follow the market, we create it, anticipating trends and illuminating the future with the light of experience, passion and teamwork.



CEZUR®



01

TECHNICAL TECHNICAL TECHNICAL



INDOOR INDOOR INDOOR

PANNELLI

BACKLIGHT **NEW**
ADVANCE
IP65
PRISMATIZZATO **NEW**
P-LINE 40
FALSO MODULO
P-TONDO
P-QUADRO
RECESSED
FRISBEE
PL-TONDO
PL-QUADRO
PL-TONDO XL
ACCESSORIES
FRAME
KIT PLAFONE
DRIVER
KIT EMERGENCY
INSTALLATION
CONTROLLER

DOWNLIGHT

FUTURA PRO
FUTURA SHOP 95
FUTURA
ZETA-P
ZETA-SPA **NEW**
SPOT 65
SPOTFIVE
ZENO
COMFORT
ELIO
INCASSO
LINEA-R
MINIMAL
SUPPORTI
KLAK
CITY FRAME

EMERGENZA SICURA LED

STRIP

NEW ACCÈNTO PRO
NEW ACCÈNTO PRO IP67
ACCÈNTO PRO RGB+W
ACCÈNTO COB
MAGIC
ACCÈNTO RGB+W
ACCÈNTO 230 V
ACCÈNTO
ACCESSORIES
DRIVER
NEW CONNECTORS
CONTROLLER

PROFILI INCASSO CARTONGESSO SUPERFICIE 40° SPECIALI SCALE

PLAFONIERE LINEARI **NEW** PRISMA LINKY **NEW** SPEEDY STABILA

PLAFONIERE **NEW** PRATIKA PRO

TECHNICAL INDOOR

INDOOR

INDUSTRIAL

TECHNICAL OUTDOOR

OUTDOOR

SOLAR

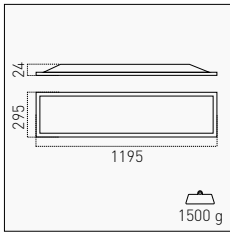
WORK

SORGENTI

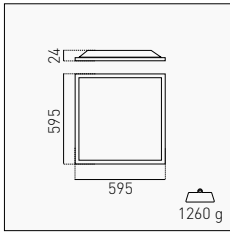


NEW
P-QUADRO
BACKLIGHT

30 X 120



60 X 60



SOURCE		OUTPUT				
40 W	5.190 lm	4.110 lm	CRI 80	4000 K	PQAB-421240	46,00 €
			CRI 90	4000 K	PQAB90-421240	52,00 €

220-240 V $\frac{IP20 \downarrow}{IP43 \uparrow}$ $\frac{120^\circ}{\triangle}$
<19 60.000 h **5** YEARS

SOURCE		OUTPUT				
40 W	5.190 lm	4.110 lm	CRI 80	3000 K	PQAB-426030	36,00 €
				4000 K	PQAB-426040	
				6000 K	PQAB-426060	
			CRI 90	4000 K	PQAB90-426040	45,00 €

220-240 V $\frac{IP20 \downarrow}{IP43 \uparrow}$ $\frac{120^\circ}{\triangle}$
<19 60.000 h **5** YEARS

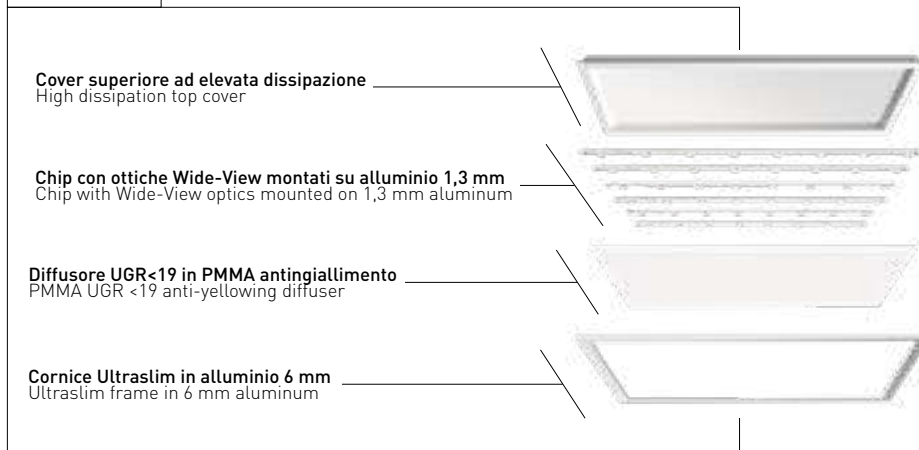
NO DRIVER	SOURCE	OUTPUT	DIFFUSER			
40 W	5.190 lm	4.110 lm	Prismatic	4000 K	PQABUN-426040	31,00 €
			Opal	4000 K	PQABN-426040	26,00 €

33-40 V $\frac{IP20 \downarrow}{IP43 \uparrow}$ $\frac{120^\circ}{\triangle}$
<19 50.000 h **5** YEARS

KIT DALI-2	SOURCE	OUTPUT	DIFFUSER			
40 W	5.190 lm	4.110 lm	Opal	4000 K	PQAB-426040D NEW	69,00 €

220-240 V $\frac{IP20 \downarrow}{IP43 \uparrow}$ $\frac{120^\circ}{\triangle}$
<19 50.000 h **5** YEARS

EXPLODED VIEW



OPTIONAL PAG. 44-47

ALIMENTATORI E ACCESSORI
POWER SUPPLIES AND ACCESSORIES

COMPLIANCE

Pannelli da incasso a controsoffitto con tecnologia Backlight: l'impianto LED è installato sul retro del diffusore garantendo una migliore omogeneità luminosa.

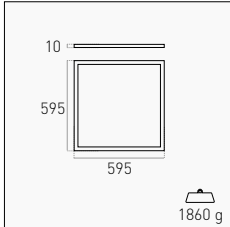
Recessed ceiling panels with Backlight technology: the LED system is installed on the back of the diffuser ensuring better light uniformity.

EMC DIRECTIVE 2014/30/EU | EN 55015:2013/A1:2015 | EN 61547:2009 | EN 61000 3-2:2014 | EN 61000 3-3:2013
LVD DIRECTIVE 2014/35/EU | EN 60598-1:2015+A1:2018 | EN 60598 2-2:2012 | EN 62471:2008 | EN 62493:2015
ROHS DIRECTIVE 2011/65/CE | IEC 62311-5:2013 | IEC 62321-7-1:2015 | IEC 62321-7-2:2017 | IEC 62321-4:2017 | IEC 62321-6:2015 | IEC 62321-8:2017



P-QUADRO
ADVANCE

60 X 60



SOURCE		OUTPUT					
40 W	6.450 lm	4.300 lm	CRI 80	3000 K	PQA-426030	51,00 €	
				4000 K	PQA-426040		
				6000 K	PQA-426060		
40 W	6.450 lm	4.300 lm	CRI 90	3000 K	PQA90-426030	62,00 €	
				4000 K	PQA90-426040		

220-240 V IP20 ↓ 120°
 IP40 ↑

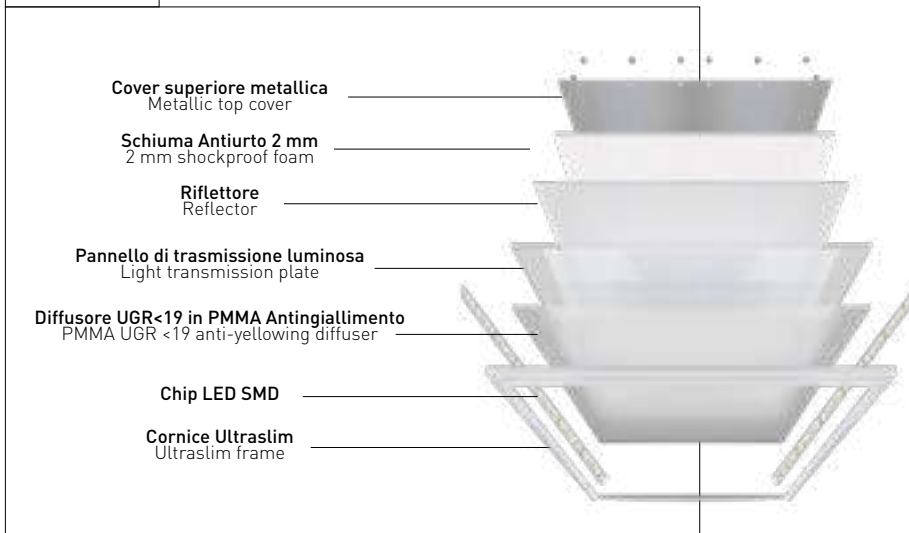
ULTRASLIM OPAL PMMA FLICKER-FREE DRIVER INCL. UGR <19 60.000 h 5 YEARS

NO DRIVER		SOURCE		OUTPUT			
40 W	6.450 lm	4.300 lm	CRI 80	4000 K	PQAN-426040	42,00 €	
38 W	4.300 lm	3.900 lm	CRI 90	4000 K	PQAN90-426040	49,00 €	

38-42 V IP20 ↓ 120°
 IP40 ↑

ULTRASLIM OPAL PMMA FLICKER-FREE DIMMABLE NO DRIVER UGR <19 50.000 h 5 YEARS

EXPLODED VIEW



Pannelli dal design elegante e ultra sottili. Disponibili in diverse temperature di colore, con alimentatore incluso o opzionale. Assenza di raggi UV e IR, antisfarfallio.

Ultra thin panels with elegant design. Available in different color temperatures, included or optional power supply. UV and IR rays free, flicker-free.

OPTIONAL PAG. 44-47

ALIMENTATORI E ACCESSORI
POWER SUPPLIES AND ACCESSORIES

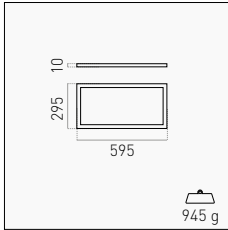
COMPLIANCE

EMC DIRECTIVE 2014/30/EU | EN 55015:2013/A1:2015 | EN 61547:2009 | EN 61000 3-2:2014 | EN 61000 3-3:2013
 LVD DIRECTIVE 2014/35/EU | EN 60598-1:2015+A1:2018 | EN 60598 2-2:2012 | EN 62471:2008 | EN 62493:2015
 ROHS DIRECTIVE 2011/65/CE | IEC 6231-5:2013 | IEC 62321-7-1:2015 | IEC 62321-7-2:2017 | IEC 62321-4:2017 | IEC 62321-6:2015 | IEC 62321-8:2017



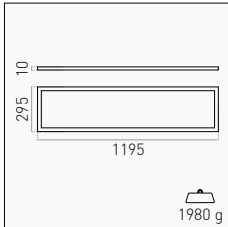
P-QUADRO
ADVANCE

30 X 60



SOURCE		OUTPUT								
24 W	3.600 lm	2.400 lm	3000 K	PQA-243030	42,00 €					
			4000 K	PQA-243040						
220-240 V	IP20 ↓ IP40 ↑	120°	ULTRASLIM	OPAL PMMA	FLICKER-FREE	DRIVER INCL.	<19 UGR	60.000 h	5 YEARS	CAM

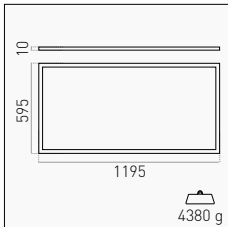
30 X 120



SOURCE		OUTPUT								
40 W	6.450 lm	4.300 lm	CRI 80	3000 K	PQA-421230	64,00 €				
				4000 K	PQA-421240					
38 W	4.300 lm	3.900 lm	CRI 90	3000 K	PQA90-421230	70,00 €				
				4000 K	PQA90-421240					
220-240 V	IP20 ↓ IP40 ↑	120°	ULTRASLIM	OPAL PMMA	FLICKER-FREE	DRIVER INCL.	<19 UGR	60.000 h	5 YEARS	CAM

SOURCE		OUTPUT									
38 W	4.300 lm	3.900 lm	CRI 80	4000 K	PQAN-421240	49,00 €					
			CRI 90	4000 K	PQAN90-421240	59,00 €					
38-42 V	IP20 ↓ IP43 ↑	120°	ULTRASLIM	OPAL PMMA	FLICKER-FREE	DIMMABLE	NO DRIVER	<19 UGR	50.000 h	5 YEARS	CAM

60 X 120



SOURCE		OUTPUT								
64 W	10.800 lm	8.320 lm	4000 K	PQA-646040	170,00 €					
220-240 V	IP20 ↓ IP40 ↑	120°	ULTRASLIM	OPAL PMMA	FLICKER-FREE	2 DRIVER INCL.	<19 UGR	50.000 h	5 YEARS	CAM

OPTIONAL PAG. 44-47

ALIMENTATORI E ACCESSORI
POWER SUPPLIES AND ACCESSORIES

COMPLIANCE

Pannelli dal design elegante e ultra sottili. Disponibili in diverse temperature di colore, con alimentatore incluso o opzionale. Assenza di raggi UV e IR, antisfarfallio.

Ultra thin panels with elegant design. Available in different color temperatures, included or optional power supply. UV and IR rays free, flicker-free.

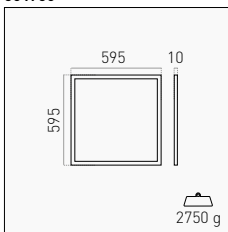
EMC DIRECTIVE 2014/30/EU | EN 55015:2013/A1:2015 | EN 61547:2009 | EN 61000 3-2:2014 | EN 61000 3-3:2015
LVD DIRECTIVE 2014/35/EU | EN 60598-1:2015+A1:2018 | EN 60598 2-2:2012 | EN 62471:2008 | EN 62493:2015
ROHS DIRECTIVE 2011/65/CE | IEC 6231-5:2013 | IEC 62321-7-1:2015 | IEC 62321-7-2:2017 | IEC 62321-4:2017 | IEC 62321-6:2015 | IEC 62321-8:2017

P-QUADRO 40 ADVANCE

IP65



60 X 60



		SOURCE		OUTPUT			
	40 W	4.600 lm	4.000 lm	4000 K	PQA65-406040	155,00 €	
	220-240 V	IP65	IK05	120°			
						50.000 h	5
					DRIVER INCL.	YEARS	



Ideale per ambienti medici, umidi o molto polverosi
Suitable for hospitals and humid/dusty environments

INCLUDED

ALIMENTATORE E CONNETTORI IP65
IP65 DRIVER AND CONNECTORS

COMPLIANCE

Pannello IP65 completamente protetto da polveri e liquidi. Struttura in alluminio robusto dall'elevata resistenza.

IP65 panel fully protected from dust and liquids. Sturdy aluminum structure with high resistance.

EMC DIRECTIVE 2014/30/EU | EN 55015:2013/A1:2015 | EN 61547:2009 | EN 61000 3-2:2014 | EN 61000 3-3:2013

LVD DIRECTIVE 2014/35/EU | EN 60598-1:2015+A1:2018 | EN 60598 2-2:2012 | EN 62471:2008 | EN 62493:2015

ROHS DIRECTIVE 2011/65/CE | IEC 6231-5:2013 | IEC 62321-7-1:2015 | IEC 62321-7-2:2017 | IEC 62321-4:2017 | IEC 62321-6:2015 | IEC 62321-8:2017

NEW

P-QUADRO ADVANCE

PRISMATIZZATO

TECHNICAL INDOOR

INDOOR

INDUSTRIAL

TECHNICAL OUTDOOR

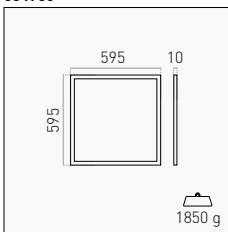
OUTDOOR

SOLAR

WORK

SORGENTI

60 X 60



SOURCE		OUTPUT			
40 W	6.450 lm	4.300 lm	4000 K	PQAUN-426040 <small>NEW</small>	47,00 €
33-40 V	IP20 ↓ IP40 ↑	IK02 120°		<math><19</math>	60.000 h

OPTIONAL PAG. 44-47

ALIMENTATORI E ACCESSORI
POWER SUPPLIES AND ACCESSORIES



KIT INSTALLAZIONE A SOSPENSIONE
SUSPENSION INSTALLATION KIT

KIT-PQ40 10,00 €

COMPLIANCE

Pannello led dall'elevato comfort visivo garantito dal diffusore prismatizzato.

LED panel with high visual comfort guaranteed by the prismatic diffuser.

EMC DIRECTIVE 2014/30/EU | EN IEC 55015:2019 | EN 61547:2009 | EN IEC 61000-3-2:2019 | EN 61000-3-3:2013+A1:2019

LVD DIRECTIVE 2014/35/EU | EN IEC 60598-1:2021+A11:2022 | EN-60598-2-2:2012

RISCHIO FOTOBIOLOGICO CLASSE 0 | EN 62471: 2008

UNI ILLUMINAZIONE DEI POSTI DI LAVORO | EN 12464-1:2021

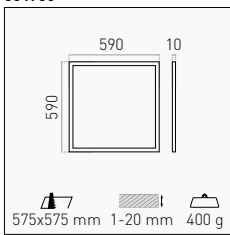
ROHS DIRECTIVE 2011/65/CE | IEC 6231-5:2013 | IEC 62321-7-1:2015 | IEC 62321-7-2:2017 | IEC 62321-4:2017 | IEC 62321-6:2015 | IEC 62321-8:2017

CORNICE LUMINOSA
P-LINE 40

FILO LUCE



60 X 60



SOURCE		OUTPUT			
36 W	4.500 lm	3.500 lm	4000 K	PL-406040	46,00 €
220-240 V	IP20	120°	ULTRASLIM	ALUMINUM	FILO LUCE
			FLICKER-FREE	DRIVER INCL.	3 YEARS

OPTIONAL PAG. 44-47

ALIMENTATORI E ACCESSORI
 POWER SUPPLIES AND ACCESSORIES



KIT INSTALLAZIONE A SOSPENSIONE
 SUSPENSION INSTALLATION KIT

KIT-PLINE	8,00 €
------------------	--------

COMPLIANCE

Cornice LED ad alta luminosità per un effetto filoluce di altissimo livello. Fissaggio a incasso o a sospensione tramite kit opzionale. Driver antisfarfallio LIFUD incluso.

High-brightness frame panel for an high-level flush-of-light effect. Recessed or suspended fixing using an optional kit. Flicker-free LIFUD driver included.

EMC DIRECTIVE 2014/30/EU | EN 55015:2013/A1:2015 | EN 61547:2009 | EN 61000 3-2:2014 | EN 61000 3-3:2013

LVD DIRECTIVE 2014/35/EU | EN 60598-1:2015+A1:2018 | EN 60598 2-2:2012 | EN 62471:2008 | EN 62493:2015

ROHS DIRECTIVE 2011/65/CE | IEC 62311-5:2013 | IEC 62321-7-1:2015 | IEC 62321-7-2:2017 | IEC 62321-4:2017 | IEC 62321-6:2015 | IEC 62321-8:2017

PANNELLO
FALSO MODULO

SKYLINE

TECHNICAL INDOOR

INDOOR

INDUSTRIAL

TECHNICAL OUTDOOR

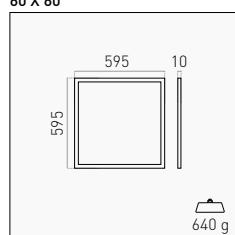
OUTDOOR

SOLAR

WORK

SORGENTI

60 X 60



PQAFM-6060

20,00 €

IP20
✂

Ideale per lucernai
Suitable for skylights

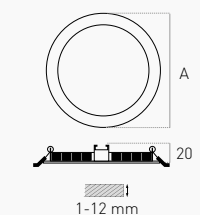
Sistema d'illuminazione passivo che cattura la luce ambientale/solare sovrastante. Diffonde in maniera ottimale la luce naturale e permette di risparmiare sui costi energetici.

Passive lighting system that captures ambient or solar light overlying. It diffuses natural light for energy saving cost.



PANNELLI INCASSO
P-TONDO

P-TONDO



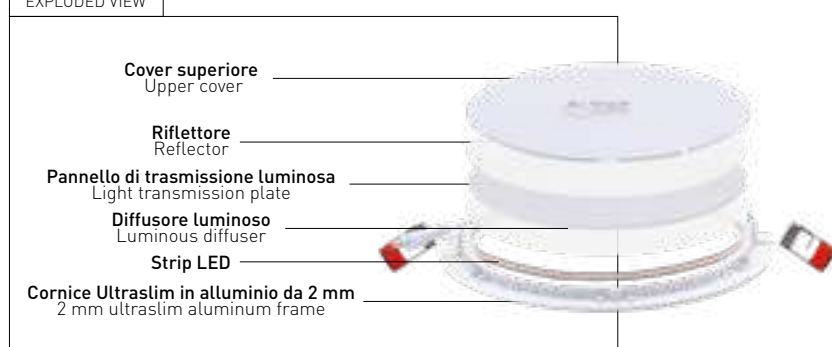
	A mm	mm	g
3 W	Ø85	Ø70	112
6 W	Ø117	Ø105	142
9 W	Ø147	Ø130	181
12 W	Ø170	Ø155	236
18 W	Ø225	Ø205	373
24 W	Ø300	Ø280	580

	SOURCE	OUTPUT			
3 W	260 lm	180 lm	3000 K	PT-038530	9,50 €
			4000 K	PT-038540	
6 W	550 lm	400 lm	3000 K	PT-061230	12,50 €
			4000 K	PT-061240	
9 W	780 lm	600 lm	3000 K	PT-091430	14,50 €
			4000 K	PT-091440	
12 W	1.100 lm	960 lm	3000 K	PT-121730	16,00 €
			4000 K	PT-121740	
18 W	1.800 lm	1.440 lm	3000 K	PT-182230	21,25 €
			4000 K	PT-182240	
24 W	2.350 lm	1.920 lm	3000 K	PT-243030	31,00 €
			4000 K	PT-243040	

220-240 V IP20 120°

ULTRASLIM ALUMINUM OPAL PMMA DRIVER INCL.

EXPLODED VIEW



OPTIONAL PAG. 44-47

ALIMENTATORI E ACCESSORI
POWER SUPPLIES AND ACCESSORIES

COMPLIANCE

Ottica antiabbaglio, alimentatore esterno in dotazione, assenza di raggi UV e IR.
Design elegante ultrasottile.

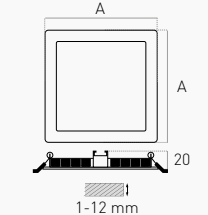
Anti-glare optics, external power supply included, UV and IR rays free.
Ultra-thin elegant design.

EMC DIRECTIVE 2014/30/EU | EN 55015:2013+A1:2015 | EN 61547:2009 | EN 61000-3-2:2014 | EN 61000-3-3:2013
LVD DIRECTIVE 2014/35/EU | EN-60598-1:2015+A1:2018 | EN-60598-2-2:2011 | IEC 60598-1:2014 | EN 62493:2015
ROHS DIRECTIVE 2011/65/CE | IEC 6231-5:2013 | IEC 62321-7-1:2015 | IEC 62321-7-2:2017 | IEC 62321-4:2017 | IEC 62321-6:2015 | IEC 62321-8:2017



PANNELLI INCASSO
P-QUADRO

P-QUADRO



	A mm	7 mm	g
3 W	85	65x65	138
6 W	120	100x100	188
9 W	145	130x130	244
12 W	172	155x155	280
18 W	225	205x205	455
24 W	300	280x280	550

	SOURCE	OUTPUT			
3 W	260 lm	180 lm	3000 K	PQ-038530	11,00 €
			4000 K	PQ-038540	
6 W	550 lm	400 lm	3000 K	PQ-061230	13,50 €
			4000 K	PQ-061240	
9 W	780 lm	600 lm	3000 K	PQ-091430	16,00 €
			4000 K	PQ-091440	
12 W	1.100 lm	960 lm	3000 K	PQ-121730	18,50 €
			4000 K	PQ-121740	
18 W	1.800 lm	1.440 lm	3000 K	PQ-182230	21,25 €
			4000 K	PQ-182240	
24 W	2.350 lm	1.920 lm	3000 K	PQ-243030	33,00 €
			4000 K	PQ-243040	

220-240 V IP20 120°

ULTRASLIM ALUMINUM OPAL PMMA DRIVER INCL.

Ottica antiabbaglio, alimentatore esterno in dotazione, assenza di raggi UV e IR.
Design elegante ultrasottile.

Anti-glare optics, external power supply included, UV and IR rays free.
Ultra-thin elegant design.

OPTIONAL PAG. 44-47

ALIMENTATORI E ACCESSORI
POWER SUPPLIES AND ACCESSORIES

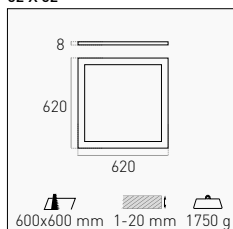
COMPLIANCE

EMC DIRECTIVE 2014/30/EU | EN 55015:2013 | EN 61547:2009 | EN 61000-3-2:2014 | EN 61000-3-3:2013
LVD DIRECTIVE 2014/35/EU | EN 60598-1:2015+A1:2018 | EN 60598-2-2:2011 | IEC 60598-1:2014 | EN 62493:2015
ROHS DIRECTIVE 2011/65/CE | IEC 62311-5:2013 | IEC 62321-7-1:2015 | IEC 62321-7-2:2017 | IEC 62321-4:2017 | IEC 62321-6:2015 | IEC 62321-8:2017

PANNELLO INCASO
RECESSED



62 X 62



	SOURCE	OUTPUT		
42 W	4.600 lm	3.700 lm	3000 K	PQR-406230
			4000 K	PQR-406240
				63,00 €

220-240 V IP20 120°

ULTRASLIM OPAL PMMA FLICKER-FREE DRIVER INCL. UGR <19

FOCUS

Cornice invisibile, solo 1 mm di spessore
Invisible frame, only 1 mm thickness

INCLUDED



CLIP PER INSTALLAZIONE A SCOMPARSA
CLIP FOR CONCEALED INSTALLATION

OPTIONAL PAG. 44-47

ALIMENTATORI E ACCESSORI
POWER SUPPLIES AND ACCESSORIES

COMPLIANCE

Pannello LED con design innovativo e effetto a scomparsa, per applicazioni in cartongesso. Cornice ultrasottile di solo 1 mm di spessore. Alimentatore esterno in dotazione, privo di raggi UV e IR.

LED panel with innovative design and concealed effect, for plaster-board applications. Ultra-thin frame, only 1 mm thickness. External power supply included. UV and IR rays free.

EMC DIRECTIVE 2014/30/EU | EN 55015:2013+A1:2015 | EN 61547:2009 | EN 61000 3-2:2014 | EN 61000 3-3:2013

LVD DIRECTIVE 2014/35/EU | EN 60598-1:2015+A1:2018 | EN 60598 2-2:2012 | EN 62471:2008 | EN 62493:2015

ROHS DIRECTIVE 2011/65/CE | IEC 6231-5:2013 | IEC 62321-7-1:2015 | IEC 62321-7-2:2017 | IEC 62321-4:2017 | IEC 62321-6:2015 | IEC 62321-8:2017

PANNELLI INCASSO/PLAFONE

FRISBEE



TECHNICAL INDOOR

INDOOR

INDUSTRIAL

TECHNICAL OUTDOOR

OUTDOOR

SOLAR

WORK

SORGENTI

SQUARE

	A mm	t mm	g
12 W	180	65 - 155	335
18 W	230	65 - 205	504

		OUTPUT		
12 W	960 lm	3000 K	FRBS-121830	32,50 €
		4000 K	FRBS-121840	
18 W	1.440 lm	3000 K	FRBS-182330	37,00 €
		4000 K	FRBS-182340	

220-240 V IP20 120°

2-in-1 INSTALLATION ADJUSTABLE ULTRASLIM ALUMINUM OPAL PMMA FLICKER-FREE DRIVER INCL.

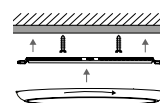
2-IN-1 INSTALLATION

1. INCASSO RECESSED



FISSAGGIO A INCASSO TRAMITE MOLLE REGOLABILI
RECESSED MOUNTING WITH ADJUSTABLE SPRINGS

2. PLAFONE CEILING



FACILE INSTALLAZIONE A PLAFONE TRAMITE STAFFA
EASY CEILING INSTALLATION WITH BRACKET

COMPLIANCE

Duplice soluzione di fissaggio a incasso e plafone, design elegante e compatto, solo 15 mm di spessore. Driver integrato antisfarfallio.

Dual recessed and ceiling mounting solution, elegant and compact design, only 15 mm thickness. Flicker-free driver included.

EMC DIRECTIVE 2014/30/EU | EN 55015:2013+A1:2015 | EN 61547:2009 | EN 61000-3-2:2014 | EN 61000-3-3:2013

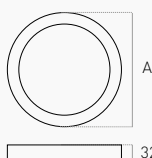
LVD DIRECTIVE 2014/35/EU | EN 60598-1:2015+A1 | EN 60598-2-2:2012 | EN 62471:2008 | EN 62493:2015

ROHS DIRECTIVE 2011/65/CE | IEC 6231-5:2013 | IEC 62321-7-1:2015 | IEC 62321-7-2:2017 | IEC 62321-4:2017 | IEC 62321-6:2015 | IEC 62321-8:2017



PANNELLI PLAFONE
PL-TONDO / PL-QUADRO

ROUND



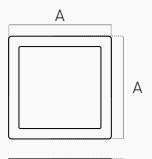
	A mm	g
18 W	Ø220	408
24 W	Ø300	672

SOURCE		OUTPUT		Price
18 W	1.800 lm	1.440 lm	3000 K	
			4000 K	
24 W	2.350 lm	1.920 lm	3000 K	34,50 €
			4000 K	

220-240 V IP20 120°

ALUMINUM OPAL PMMA FLICKER-FREE DRIVER INCL.

SQUARE



	A mm	g
18 W	225	519
24 W	300	827

SOURCE		OUTPUT		Price
18 W	1.800 lm	1.440 lm	3000 K	
			4000 K	
24 W	2.350 lm	1.920 lm	3000 K	36,00 €
			4000 K	

220-240 V IP20 120°

ALUMINUM OPAL PMMA FLICKER-FREE DRIVER INCL.

Pannello circolare e quadrato con montaggio a plafone dal design elegante. Driver antisfarfallio incluso.

Circular and square ceiling-mounted panels with an elegant design. Flicker-free driver included.

OPTIONAL PAG. 44-47

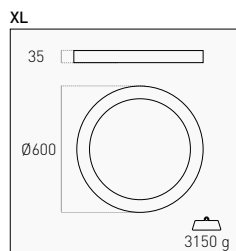
ALIMENTATORI E ACCESSORI
 POWER SUPPLIES AND ACCESSORIES

COMPLIANCE

EMC DIRECTIVE 2014/30/EU | EN 55015:2013+A1:2015 | EN 61547:2009 | EN 61000-3-2:2014 | EN 61000-3-3:2013
 LVD DIRECTIVE 2014/35/EU | EN-60598-1:2015+A1:2018 | EN-60598-2-2:2011 | IEC 60598-1:2014 | EN 62493:2015
 ROHS DIRECTIVE 2011/65/CE | IEC 6231-5:2013 | IEC 62321-7-1:2015 | IEC 62321-7-2:2017 | IEC 62321-4:2017 | IEC 62321-6:2015 | IEC 62321-8:2017



PANNELLO PLAFONE
PL-TONDO XL



SOURCE		OUTPUT		PTP-486040	135,00 €
48 W	5.400 lm	4.500 lm	4000 K		

220-240 V IP20 120°
 ALUMINUM
 OPAL PMMA
 FLICKER-FREE
 DRIVER INCL

Pannello Led Circolare con struttura a plafone installabile a parete e a sospensione mediante accessorio. Driver antisfarfallio incluso.

LED circular ceiling-mounted panel, it can be mounted as a suspension through a specific accessory. Flicker-free driver included.



KIT INSTALLAZIONE A SOSPENSIONE
SUSPENSION INSTALLATION KIT

KIT-PQ40	10,00 €
-----------------	---------

COMPLIANCE

EMC DIRECTIVE 2014/30/EU | EN 55015:2013+A1:2015 | EN 61547:2009 | EN 61000-3-2:2014 | EN 61000-3-3:2013
 LVD DIRECTIVE 2014/35/EU | EN-60598-1:2015+A1:2018 | EN-60598-2-2:2011 | IEC 60598-1:2014 | EN 62493:2015
 ROHS DIRECTIVE 2011/65/CE | IEC 6231-5:2013 | IEC 62321-7-1:2015 | IEC 62321-7-2:2017 | IEC 62321-4:2017 | IEC 62321-6:2015 | IEC 62321-8:2017

TECHNICAL INDOOR

INDOOR

INDUSTRIAL

TECHNICAL OUTDOOR

OUTDOOR

SOLAR

WORK

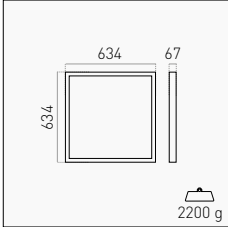
SORGENTI



KIT PLAFONE FRAME

ACCESSORIES

PANEL 60 X 60

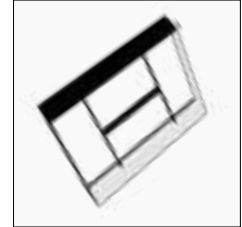


IN	OUT		
White <input type="checkbox"/>	White <input type="checkbox"/>	KIT-PLFSB	67,00 €
	Black <input checked="" type="checkbox"/>	KIT-PLFSN	

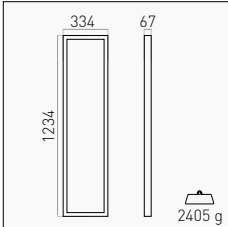
IP20 5
ALUMINUM YEARS

COMPATIBLE WITH

PQA-426030 | PQA-426040 | PQA-426060 | PQA90-426030
PQA90-426040 | PQAN-426040 | PQAUN-426040



PANEL 30 X 120




IN	OUT		
White <input type="checkbox"/>	White <input type="checkbox"/>	KIT-PLFS120B	77,50 €
	Black <input checked="" type="checkbox"/>	KIT-PLFS120N	

IP20 5
ALUMINUM YEARS

COMPATIBLE WITH

PQA-421230 | PQA-421240 | PQA90-421230 | PQA90-421240
PQAN-421240 | PQAN90-421240



FOCUS

Elegante cornice in alluminio con finitura bianca o nera
Elegant aluminum frame with white or black finish

Elegante cornice in alluminio, ideale per trasformare un pannello LED in una plafoniera di design. Pannello LED non incluso.

Elegant aluminum frame, able to transform a LED panel in a stylish ceiling light. LED panel not included.

INCLUDED



STAFFA PER INSTALLAZIONE
INSTALLATION BRACKET

OPTIONAL PAG. 46



KIT INSTALLAZIONE A SOSPENSIONE
SUSPENSION INSTALLATION KIT

KIT-PQ40 10,00 €

TECHNICAL INDOOR

INDOOR

INDUSTRIAL



TECHNICAL OUTDOOR

OUTDOOR

SOLAR

WORK

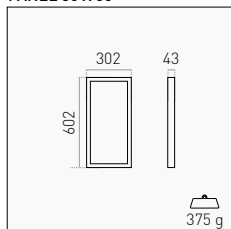
SORGENTI



ACCESSORIES

KIT PLAFONE

PANEL 30 X 60

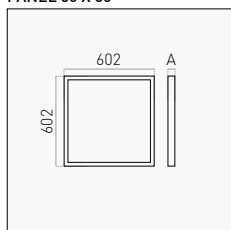


COMPATIBLE WITH			
White <input type="checkbox"/>	Advance	KIT-PLF3060	15,00 €

IP20 ALUMINUM




PANEL 60 X 60

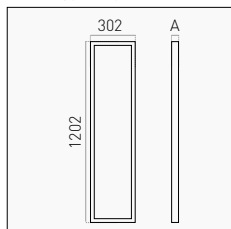


COMPATIBLE WITH			
White <input type="checkbox"/>	43 480 Advance	KIT-PLF	22,00 €
	70 778 Backlight	KIT-PLFB	27,00 €

IP20 ALUMINUM

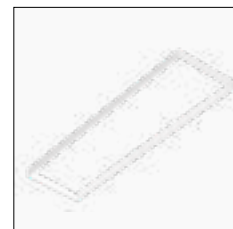


PANEL 30 X 120

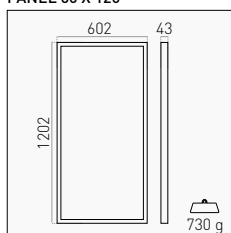


COMPATIBLE WITH			
White <input type="checkbox"/>	43 650 Advance	KIT-PLF120	25,00 €
	70 1015 Backlight	KIT-PLFB120	36,00 €

IP20 ALUMINUM

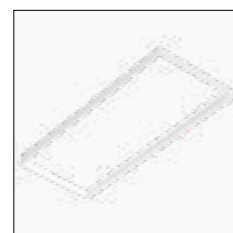


PANEL 60 X 120



COMPATIBLE WITH			
White <input type="checkbox"/>	Advance	KIT-PLF12060	27,00 €

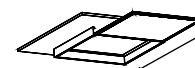
IP20 ALUMINUM



Cornice in alluminio con finitura bianca, ideale per trasformare pannelli LED in plafoniere. Pannello LED non incluso.

Aluminum frame with white finish, able to transform LED panels into ceiling lights. LED panel not included.

TECHNICAL NOTES



MONTAGGIO FACILITATO AD INNESTO RAPIDO
EASY MOUNTING WITH QUICK CONNECTION

TECHNICAL INDOOR

INDOOR

INDUSTRIAL

TECHNICAL OUTDOOR

OUTDOOR

SOLAR

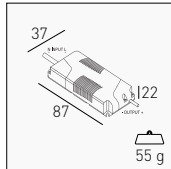
WORK

SORGENTI

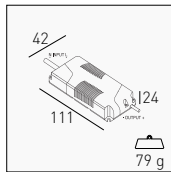
ACCESSORIES DRIVER

NOT DIMMABLE

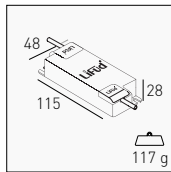
IP20



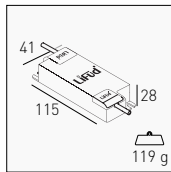
		INPUT	OUTPUT		
12 W	300 mA	220-240 V/AC	38 V/DC	RDPQ12	10,00 €



		INPUT	OUTPUT		
18 W	300 mA	220-240 V/AC	54 V/DC	RDPQ18	10,00 €
24 W	600 mA	220-240 V/AC	36 V/DC	RDPQ24	11,00 €
			24-42 V/DC	RDPQA24	13,50 €



		INPUT	OUTPUT		
38 W	950 mA	220-240 V/AC	33-40 V/DC	RDPQA42	25,00 €
	1000 mA	220-240 V/AC	33-40 V/DC	RDPQA42120	20,00 €

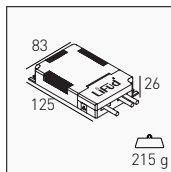


		INPUT	OUTPUT		
40 W	850 mA	220-240 V/AC	9-42 V/DC	RDPQA64	23,50 €

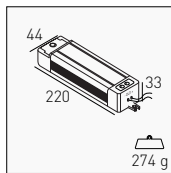


DIMMABLE

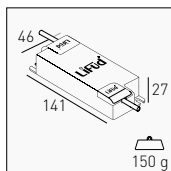
IP20



		INPUT	OUTPUT	PROTOCOL		
42 W	850-1050 mA (CC)	220-240 V/AC MAX 0.3 A	25-40 V/DC	1-10 V	DRIMPQ42	44,00 €



		INPUT	OUTPUT	PROTOCOL		
42 W	1050 mA	170-265 V/AC	30-44 V/DC	10% - 100%	DRIMPQ40	52,00 €



		INPUT	OUTPUT	PROTOCOL		
40 W	550-1050 mA	220-240 V/AC MAX 0.3 A	20-42 V/DC	DALI-2 / PUSH	DRIMPQ42D	38,00 €

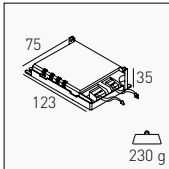


Funzione multicorrente 550-1050 mA per alimentare diverse tipologie di apparecchi LED
550-1050 mA multi-current function for different types of LED luminaires

T. N.

ACCESSORIES
EMERGENCY

KIT 2 H



EMERGENCY	INPUT	OUTPUT	BATTERY		
MAX 3 W	220-240 V/AC	10-90 V/DC 50 mA h	Ni-CD 7.2 V/DC 1.000 mAh	KIT-EMG2	52,50 €

IP20
 2 h EMERGENCY
 24 h RECHARGE

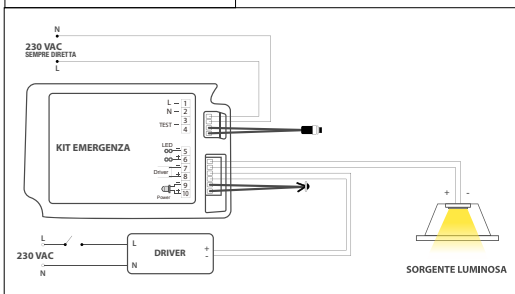
COMPATIBLE WITH

FUTURA ADVANCE FTA 8 W - 32 W
FUTURA PRO FTP 10 W | 15 W | 20 W | 28 W | 35 W
ZENO ZNS 10 W | 16 W | 32 W - ZNR 10 W | 16 W | 32 W
P-QUADRO / P-TONDO PT/PQ 12 W - 24 W | PQP/PTP 18 W - 24 W [ELECTRONIC ONLY]
P-LINE 40
P-QUADRO ADVANCE PQA 24 W | 42 W | 80 W | KIT-PQA 40 W | PQAN 40 W | PQAM

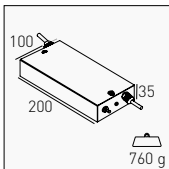
TECHNICAL NOTES

INDICATORE LED E TEST SWITCH INCLUSI
UTILIZZABILE SU QUALSIASI APPARECCHIO CON DRIVER SEPARATO
LED INDICATOR AND TEST SWITCH INCLUDED
CAN BE USED ON ANY DEVICE WITH SEPARATE DRIVER

WIRING DIAGRAMS



KIT 3 H



EMERGENCY	INPUT	OUTPUT	BATTERY		
3-5 W	110-265 V/AC	12-60 V/DC 100 mA h	Ni-CD 6 V/DC 3.000 mAh	KIT-EMG	80,00 €

IP20
 3 h EMERGENCY
 24 h RECHARGE

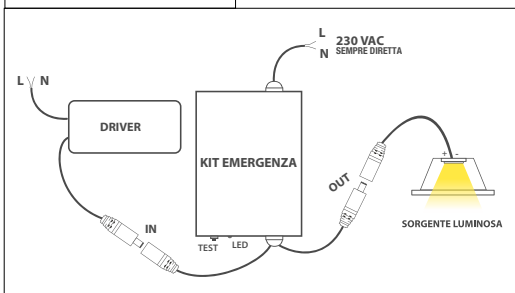
COMPATIBLE WITH

FUTURA ADVANCE FTA 8 W - 32 W
FUTURA SHOP 95 FTS 30 W | 60 W
P-LINE 40
P-QUADRO PRISMATIZZATO
P-QUADRO ADVANCE PQA 24 W | 42 W | 80 W | KIT-PQA 40 W | PQAN 40 W | PQAM

TECHNICAL NOTES

INDICATORE LED E TEST SWITCH INCLUSI
UTILIZZABILE SU QUALSIASI APPARECCHIO CON DRIVER SEPARATO
LED INDICATOR AND TEST SWITCH INCLUDED
CAN BE USED ON ANY DEVICE WITH SEPARATE DRIVER

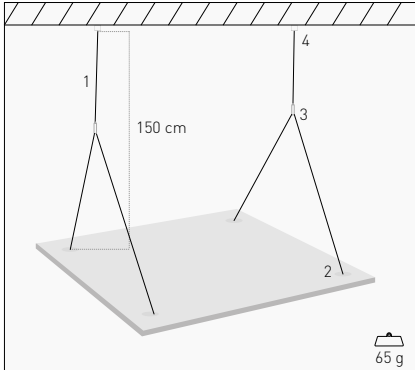
WIRING DIAGRAMS



ACCESSORIES

INSTALLATION

KIT SOSPENSIONE SUSPENSION



COMPATIBLE WITH

PQAUN - PQA 24 W / 38 W / 80 W - FRAME	KIT-PQ40	10,00 €
P-LINE 40 PL-406040	KIT-PLINE	8,00 €

INCLUDED

1. CAVI IN ACCIAIO STEEL CABLES 

2. VITI PER FISSAGGIO AL PANNELLO SCREWS FOR FIXING TO THE PANEL 

3. PASSACAVI AUTOCABLANTI SELF-WIRING CABLE GLANDS 

4. FERMACAVI CON FILETTATURA PER STAFFA CABLE CLAMP WITH THREAD FOR BRACKET 

KIT CLIP CARTONGESSO PLASTERBOARD

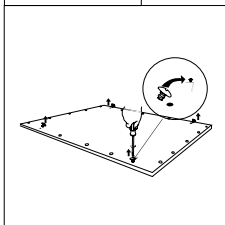


COMPATIBLE WITH

PQAUN - PQA 24 W / 38 W	KIT-CLIP	10,00 €
-------------------------	-----------------	---------

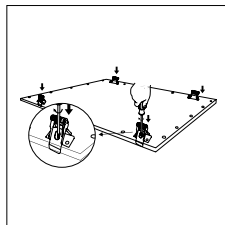
 STEEL

INSTALLATION



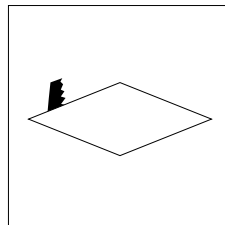
Svitare le viti evidenziate dai quattro angoli del pannello LED.

Unscrew the highlighted screws from the four corners of the LED Panel.



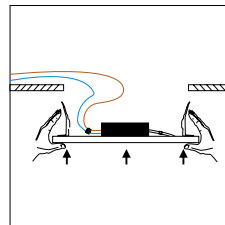
Posizionare le molle in posizione e reinstallare le quattro viti. (Le viti devono essere inserite attraverso il foro centrale della clip).

Place the springs in position and reinstall the four screws. (The screws must be inserted through the center hole of the clip).



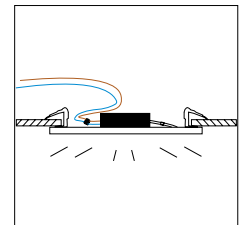
Tagliare un foro nel soffitto.

Cut a hole in the ceiling.



Collegare il LED Driver a corrente alternata di rete. Spingere il Pannello nella cavità del soffitto con le molle in rilievo.

Connect the LED Driver to AC mains power. Push the LED Panel into the ceiling cavity with the springs raised.



Installazione Completata.

Installation completed.

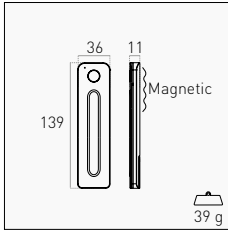
TECHNICAL NOTES

KIT DI FISSAGGIO IN ACCIAIO PER INSTALLAZIONI SPECIFICHE SU CARTONGESSO
STEEL FIXING KIT FOR SPECIFIC INSTALLATIONS ON PLASTERBOARD

ACCESSORIES

CONTROLLER

TOUCH REMOTE RF



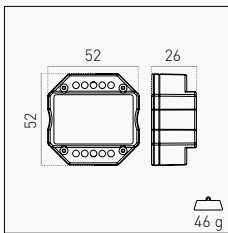
OUTPUT	BATTERY		
RF [2.4 GHz]	1 x CR2032	CTLRF	42,00 €
IP20		30 meters MAX DISTANCE	0-100% TOUCH SLIDE
			5 MAGNETIC YEARS

TECHNICAL NOTES

TELECOMANDO RF TOUCH SLIDE CON SUPPORTO A PARETE MAGNETICO
RF TOUCH SLIDE REMOTE CONTROL WITH MAGNETIC WALL SUPPORT



DIMMER SINGLE COLOR



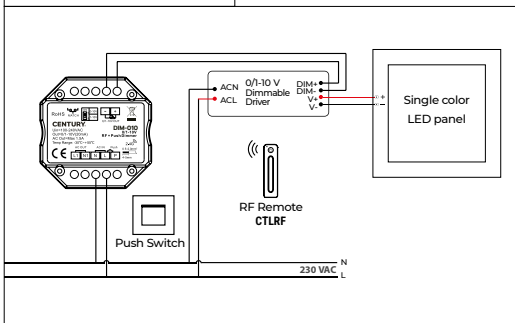
OUTPUT	PROTOCOL		
SIGNAL 0/1-10 V (20 mA)	0/1-10 V + PUSH	DIM-010	52,00 €
IP20	IN/OUT 100-240 V	256 STEP 0-100%	5 YEARS
		DIMMABLE 0/1-10 V + PUSH DIM	

TECHNICAL NOTES

MONTAGGIO TIPICO A PARETE CON SCATOLA DI DERIVAZIONE
TYPICAL WALL MOUNTING WITH JUNCTION BOX

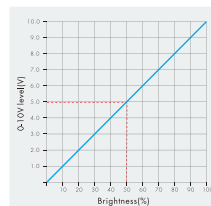


WIRING DIAGRAMS

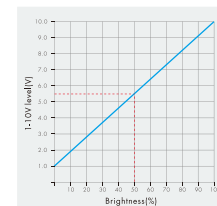


DIMMER

0-10V Dimmer

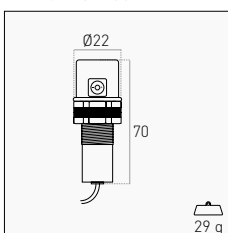


1-10V Dimmer



Selezionare 0-10V o 1-10V in base al driver LED dimmerabile
Select 0-10V or 1-10V according to your dimmable LED driver

DAYLIGHT SENSOR



COMPATIBLE WITH			
Driver LIFUD 1-10 V DRIMPQ42	SENSDL1-10	68,00 €	
IP20	360°		
		DAYLIGHT SENSOR	DIMMABLE 1-10 V

TECHNICAL NOTES

IL SENSORE RILEVA LA LUCE NATURALE PRESENTE NELLA STANZA E, REGOLANDO IL FLUSSO LUMINOSO, MANTIENE COSTANTE L'ILLUMINAMENTO.
DAYLIGHT SENSOR DETECTS NATURAL LIGHT IN THE ROOM AND, BY REGULATING THE LUMINOUS FLUX, KEEPS A CONSTANT ILLUMINANCE..



TECHNICAL INDOOR

INDOOR

INDUSTRIAL

TECHNICAL OUTDOOR

OUTDOOR

SOLAR

WORK

SORGENTI



DOWNLIGHT
FUTURA PRO



TECHNICAL INDOOR

INDOOR

INDUSTRIAL

TECHNICAL OUTDOOR

OUTDOOR

SOLAR

WORK

SORGENTI

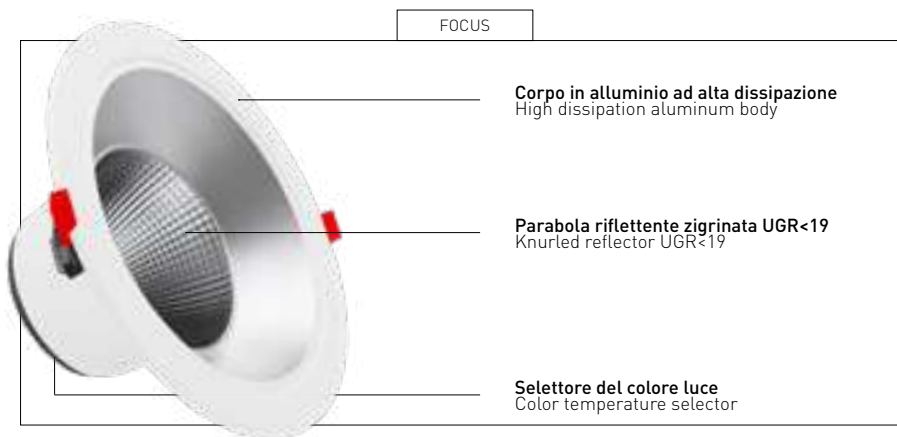


DOWNLIGHT
FUTURA PRO

TRICOLOR - UGR<19 - DIMMABLE*

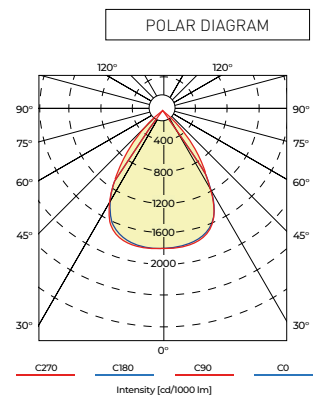
Apparecchio ad incasso professionale con parabola riflettente specchiata UGR>19 per un'esperienza visiva ottimale. Temperatura di colore personalizzabile tramite selettore CCT sul corpo in alluminio.

Professional recessed luminaire with UGR>19 mirrored reflector for an optimal visual experience. Customizable color temperature trough CCT selector on the aluminum body.



CONICAL DIAGRAM

Illuminance (lx)	10 W	15 W	20 W	28 W	35 W
3 m	134,8	183,3	210,9	277,4	371,7
4 m	75,8	103,1	118,6	156,1	209,1
5 m	48,5	66	75,9	99,8	133,8
6 m	33,7	45,8	52,7	69,3	92,9



TECHNICAL NOTES

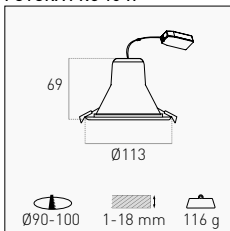


COMPLIANCE

EMC DIRECTIVE 2014/30/EU | EN 55015:2013 /A1:2015 | EN 61547:2009 | EN 61000 3-2:2014 | EN 61000 3-3:2013
 LVD DIRECTIVE 2014/35/EU | EN 60598-1:2015+A1:2018 | EN 60598 2-2:2012 | EN 62471:2008 | EN 62493:2015
 ROHS DIRECTIVE 2011/65/CE | IEC6231-5:2013 | IEC62321-7-1:2015 | IEC62321-7-2:2017 | IEC623 21-4:2017 | IEC62321-6:2015 | IEC 62321-8:2017

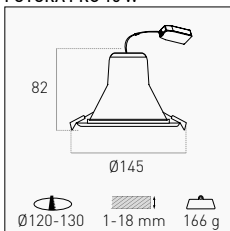
REGOLAZIONE DEL COLORE LUCE TRAMITE SELETTORE
 COLOR TEMPERATURE ADJUSTMENT THROUGH SWITCH

FUTURA PRO 10 W



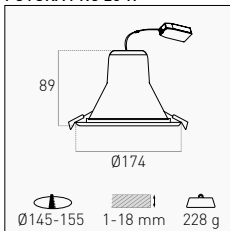
SOURCE		OUTPUT				
10 W	1.270 lm	880 lm	3000 K - 4000 K - 6000 K	FTP-109000	31,00 €	
220-240 V ~	IP64 ↓ IP20 ↑	60° ▲	<19 UGR	DIMMABLE* ALUMINUM	DRIVER INCL. TRICOLOR	CCT 30.000 h 3 YEARS

FUTURA PRO 15 W



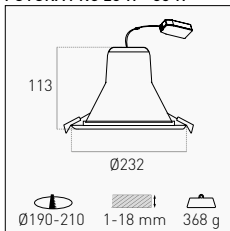
SOURCE		OUTPUT				
15 W	1.798lm	1.320 lm	3000 K - 4000 K - 6000 K	FTP-151200	38,50 €	
220-240 V ~	IP64 ↓ IP20 ↑	60° ▲	<19 UGR	DIMMABLE* ALUMINUM	DRIVER INCL. TRICOLOR	CCT 30.000 h 3 YEARS

FUTURA PRO 20 W



SOURCE		OUTPUT				
20 W	2.300 lm	1.800 lm	3000 K - 4000 K - 6000 K	FTP-201400	46,00 €	
220-240 V ~	IP64 ↓ IP20 ↑	60° ▲	<19 UGR	DIMMABLE* ALUMINUM	DRIVER INCL. TRICOLOR	CCT 30.000 h 3 YEARS

FUTURA PRO 28 W - 35 W



SOURCE		OUTPUT				
28 W	3.500 lm	2.500 lm	3000 K - 4000 K - 6000 K	FTP-281900	63,00 €	
35 W	4.400 lm	3.500 lm	3000 K - 4000 K - 6000 K	FTP-351900	71,00 €	
220-240 V ~	IP64 ↓ IP20 ↑	60° ▲	<19 UGR	DIMMABLE* ALUMINUM	DRIVER INCL. TRICOLOR	CCT 30.000 h 3 YEARS

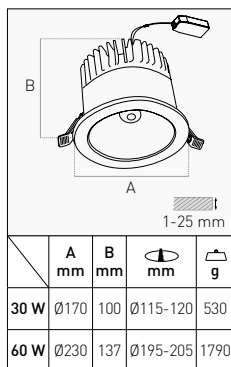
OPTIONAL

*DIMMERABILE CON DRIVER
DIMMABLE WITH DRIVER

7,8 W - 26,3 W	RDFTPD-1020	60,00 €
36 W - 44 W	RDFTPD-2835	57,00 €



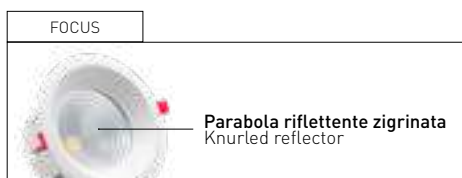
DOWNLIGHT
FUTURA SHOP 95



OUTPUT						
30 W	2.530 lm	36°	CRI 95	3000 K	FTS-301330	70,00 €
				4000 K	FTS-301340	
60 W	5.260 lm	60°	CRI 95	3000 K	FTS-602330	125,00 €
	5.000 lm	85°	CRI 90	4000 K	FTS-602340	

220-240 V IP20

DIMMABLE*
 GLASS DIFFUSER
 ALUMINUM
 DRIVER INCL.
 3 YEARS



OPTIONAL

*DIMMERABILE ESCLUSIVAMENTE CON I SEGUENTI DRIVER
 DIMMABLE ONLY WITH THE FOLLOWING DRIVERS

31 W - 60 W	RDFTPD-60	95,00 €
36 W - 44 W	RDFTPD-2835	57,00 €

IN 230 V
 OUT 9-52 V
 DALI
 PUSH

COMPLIANCE

Downlight realizzati in alluminio pressofuso ad alto potere dissipante con chip Led CRI95 per una resa perfetta dei colori. Driver incluso.

Downlights made of die-cast aluminum with high dissipating power and CRI95 Led chip for perfect color rendering. Driver included.

EMC DIRECTIVE 2014/30/EU | EN 55015:2013 /A1:2015 | EN 61547:2009 | EN 61000 3-2:2014 | EN 61000 3-3:2013

LVD DIRECTIVE 2014/35/EU | EN 60598-1:2015+A1:2018 | EN 60598 2-2:2012 | EN 62471:2008 | EN 62493:2015

ROHS DIRECTIVE 2011/65/CE | IEC6231-5:2013 | IEC62321-7-1:2015 | IEC62321-7-2:2017 | IEC623 21-4:2017 | IEC62321-6:2015 | IEC 62321-8:2017

DOWNLIGHT
FUTURA

ORIENTABLE



TECHNICAL INDOOR

INDOOR

INDUSTRIAL

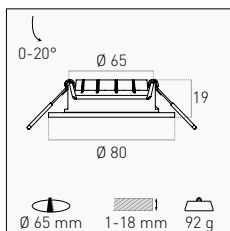
TECHNICAL OUTDOOR

OUTDOOR

SOLAR

WORK

SORGENTI



	OUTPUT 360°	OUTPUT 90°			
5 W	520 lm	480 lm	3000 K	FT-066830	11,00 €
			4000 K	FT-066840	

220-240 V

 IP20

 41°

0-20°

 ALUMINUM

 DRIVER INCL.

TECHNICAL NOTES

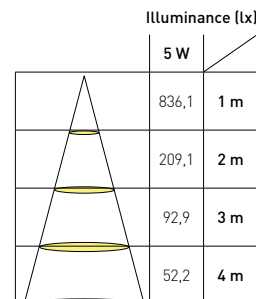


TESTA ORIENTABILE 0-20° PER DIREZIONARE IL FASCIO LUMINOSO
ADJUSTABLE HEAD 0-20° TO DIRECT THE LIGHT BEAM

Downlight SUPERSLIM da 19mm di spessore, consente installazioni in controsoffitti anche con minimo spazio. Testa orientabile.

SUPERSLIM downlight only 19mm thick, for false ceilings installation even with small space. Adjustable head

CONICAL DIAGRAM




COMPLIANCE

EMC DIRECTIVE 2014/30/EU | EN 55015:2013 /A1:2015 | EN 61547:2009 | EN 61000 3-2:2014 | EN 61000 3-3:2013
 LVD DIRECTIVE 2014/35/EU | EN 60598-1:2015+A1:2018 | EN 60598 2-2:2012 | EN 62471:2008 | EN 62493:2015
 ROHS DIRECTIVE 2011/65/CE | IEC6231-5:2013 | IEC62321-7-1:2015 | IEC62321-7-2:2017 | IEC623 21-4:2017 | IEC62321-6:2015 | IEC 62321-8:2017



MINI DOWNLIGHT
ZETA-P



TECHNICAL INDOOR

INDOOR

INDUSTRIAL

TECHNICAL OUTDOOR

OUTDOOR

SOLAR

WORK

SORGENTI

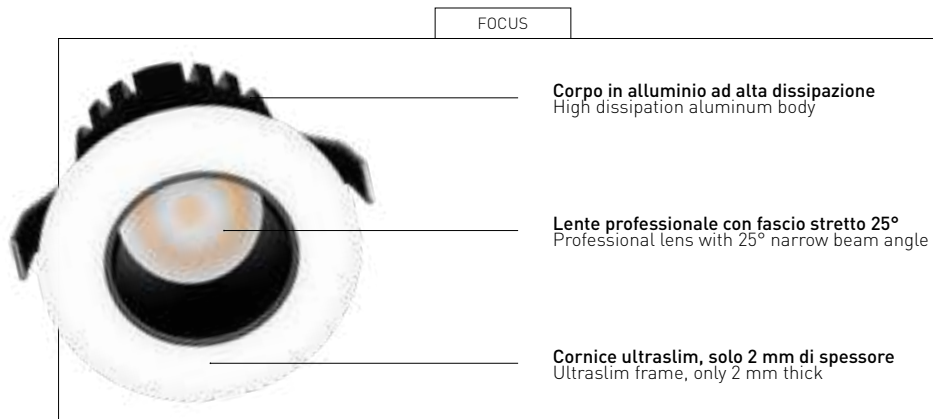


MINI DOWNLIGHT ZETA-P

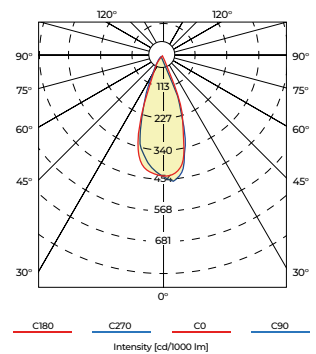
CRI 90

Mini downlight a incasso con fascio di luce stretto (25°). Il fattore CRI 90, indicato per l'illuminazione d'accento, offre una luce brillante di altissima qualità e una resa cromatica perfetta.

Recessed mini downlight with narrow beam angle (25°) and high quality brilliant light CRI 90, suitable in accent lighting for a perfect color rendering.



POLAR DIAGRAM



CONICAL DIAGRAM

Illuminance (lx)

	3 W	5 W	7 W	9 W	
1 m	428	1162	4099	5132	
2 m	107	290	1025	1328	
3 m	47	129	455	590	
4 m	26	65	220	332	

COMPLIANCE

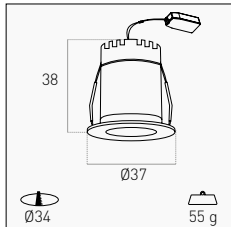
EMC DIRECTIVE 2014/30/EU | EN 55015:2013 /A1:2015 | EN 61547:2009 | EN 61000 3-2:2014 | EN 61000 3-3:2013
 LVD DIRECTIVE 2014/35/EU | EN 60598-1:2015+A1:2018 | EN 60598 2-2:2012 | EN 62471:2008 | EN 62493:2015
 ROHS DIRECTIVE 2011/65/CE | IEC6231-5:2013 | IEC62321-7-1:2015 | IEC62321-7-2:2017 | IEC623 21-4:2017 | IEC62321-6:2015 | IEC 62321-8:2017

TECHNICAL NOTES



IL FASCIO STRETTO DA 25° È LA SOLUZIONE IDEALE PER APPLICAZIONI ALL'INTERNO DI NICCHIE, MOBILI O PER LA CREAZIONE DI EFFETTI LUMINOSI SCENOGRAFICI. NARROW BEAM ANGLE 25° IS THE PERFECT SOLUTION FOR APPLICATIONS INSIDE NICHE, FURNITURE AND SCENOGRAPHIC LIGHTING EFFECTS.

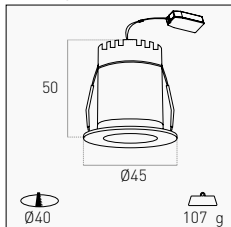
ZETA-P 3 W



OUTPUT			
3 W	150 lm	2700 K	ZP-032427
		4000 K	ZP-032440
26,00 €			

220-240 V IP20 25° 90 30.000 h

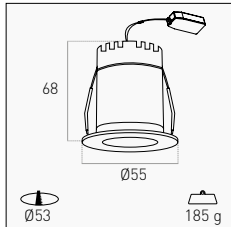
ZETA-P 5 W



OUTPUT			
5 W	300 lm	2700 K	ZP-052427
		4000 K	ZP-052440
32,50 €			

220-240 V IP20 25° 90 30.000 h

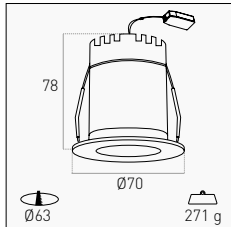
ZETA-P 7 W



OUTPUT			
7 W	430 lm	2700 K	ZP-072427
		4000 K	ZP-072440
38,50 €			

220-240 V IP20 25° 90 50.000 h

ZETA-P 9 W



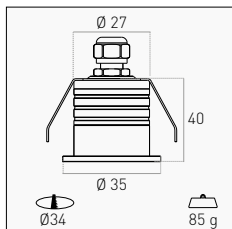
OUTPUT			
9 W	600 lm	2700 K	ZP-092427
		4000 K	ZP-092440
45,00 €			

220-240 V IP20 25° 90 50.000 h



NEW
MINI DOWNLIGHT
ZETA-SPA

24 V/DC - IP65 - RGB+W



□ █
RAL 9003 RAL 9007

3 W	RGB + 3000 K	Aluminum █	ZSPA65-032400	26,00 €
		White □	ZSPA65BI-032400 NEW	

◆ 24 V IP65 IK08 24°

ALUMINUM NO DRIVER **RGB+W** 3 YEARS

INCLUDED

CAVO DI COLLEGAMENTO DA 1,5 METRI
1,5 METER CONNECTION CABLE

REQUIRED PAG. 90-91

ALIMENTATORI IP20-IP67
IP20-IP67 POWER SUPPLY

CONTROLLER RGB+W, NECESSARIO PER LA GESTIONE DEI COLORI
RGB+W CONTROLLER, REQUIRED FOR COLOR MANAGEMENT

IN / OUT	CARICO MASSIMO / MAX CAPACITY	CONTROL SYSTEM		
12-24 V/DC	5 A x 4 Channel = 20 A / Max 120 W	Wi-Fi 2,4 GHz	CTLSMA-ACRGBW	32,50 €
	6 A x 4 Channel = 24 A / Max 120 W	Remote RF	KIT-ACRGBW	36,00 €

IP20

Mini downlight RGB+W adatto ad ambienti interni ed esterni grazie alla protezione IP65 che lo rende resistente a polvere e spruzzi d'acqua.

RGB+W mini downlight suitable for both indoor and outdoor use. Thanks to IP65 protection, it is resistant to dust and water splash.

TECHNICAL NOTES

NON ADATTO AD ESSERE ALIMENTATO DALLA CONVENZIONALE RETE ELETTRICA
NOT SUITABLE TO BE POWERED BY CONVENTIONAL MAINS



TECHNICAL INDOOR

INDOOR

INDUSTRIAL

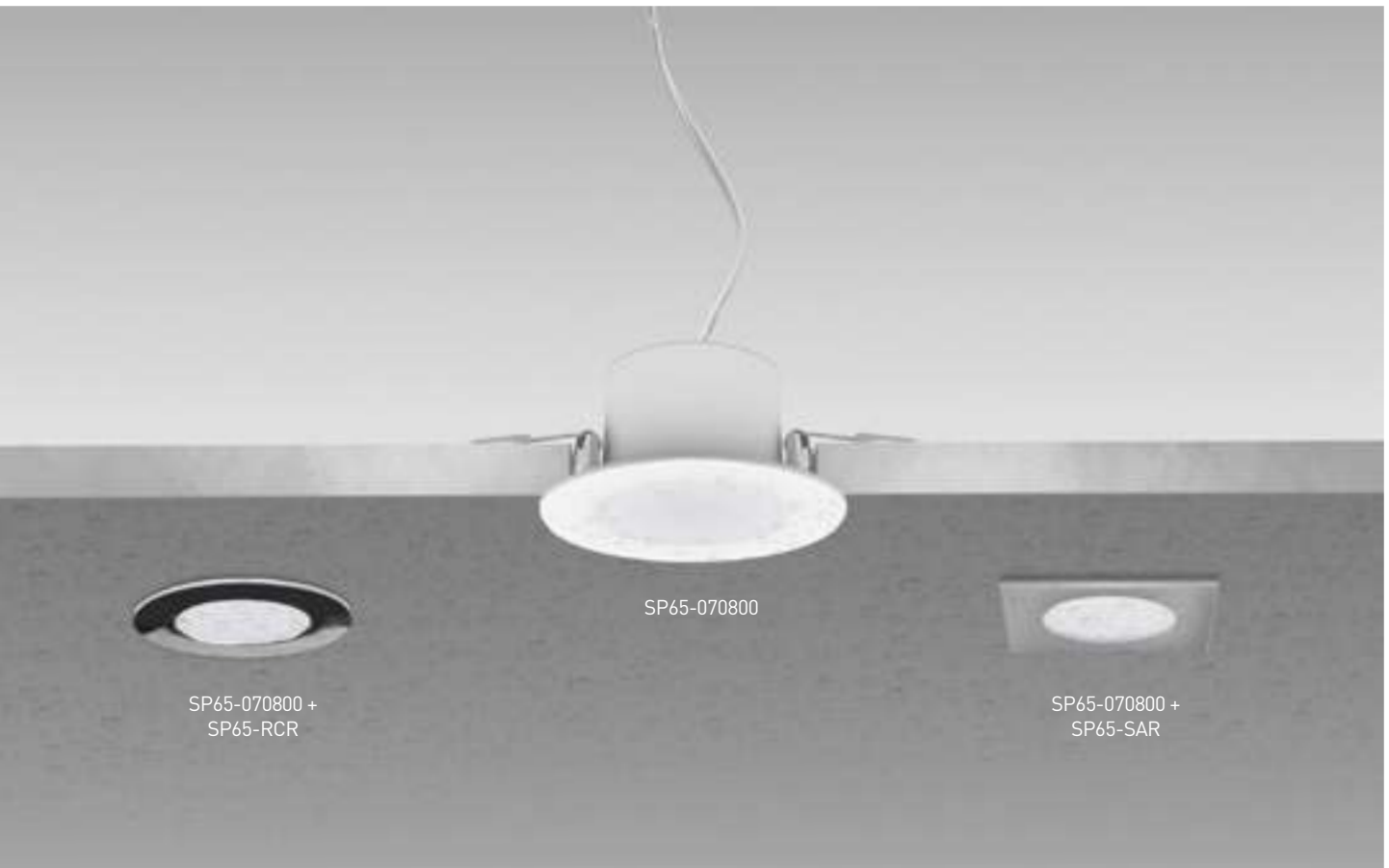
TECHNICAL OUTDOOR

OUTDOOR

SOLAR

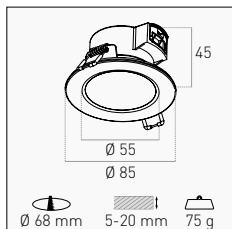
WORK

SORGENTI



MINI DOWNLIGHT SPOT65

IP65 - TRICOLOR - DIMMABLE



SOURCE		OUTPUT		SP65-070800	18,00 €	
6,7 W	640 lm	600 lm	2700 K - 3000 K - 4000 K			
220-240 V	IP20 ↓ IP65 ↑	100°		DIMMABLE	ABS	CCT TRICOLOR

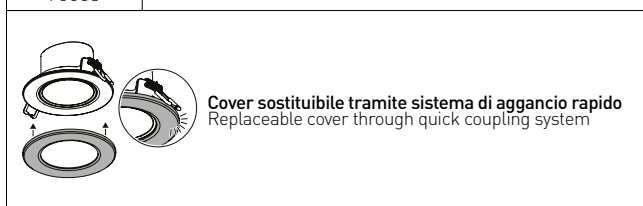
OPTIONAL

COVER INTERCAMBIABILI INTERCHANGEABLE COVERS

Round			Square			
Silver	Cromo	Black	Silver	White	Cromo	Black
SP65-RAR	SP65-RCR	SP65-RNE	SP65-SAR	SP65-SBI	SP65-SCR	SP65-SNE
2,00 €	3,50 €	2,00 €	2,00 €	2,00 €	3,50 €	2,00 €



FOCUS



TECHNICAL NOTES



DIMMERABILE CON SISTEMI A TAGLIO DI FASE
DIMMABLE WITH TRAILING-EDGE SYSTEMS



REGOLAZIONE DEL COLORE LUCE TRAMITE SELETTORE SUL RETRO
COLOR TEMPERATURE ADJUSTMENT THROUGH SELECTOR ON THE BACK

COMPLIANCE

Incasso adatto ad ambienti umidi grazie a un'installazione stagna con guarnizione protettiva. Colore luce regolabile tramite selettore posto sul retro. Design tondo bianco minimal, con possibilità di personalizzazione tramite cover con varie finiture.

Recessed downlight suitable for humid environments thanks to the protective gasket for watertight installation. Adjustable color temperature through a switch on the back. Minimal white round design, customizable through covers with different finishes.

EMC DIRECTIVE 2014/30/EU | EN 55015:2013 /A1:2015 | EN 61547:2009 | EN 61000 3-2:2014 | EN 61000 3-3:2013

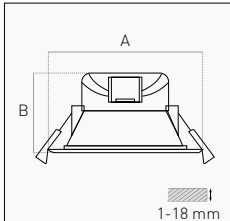
LVD DIRECTIVE 2014/35/EU | EN 60598-1:2015+A1:2018 | EN 60598 2-2:2012 | EN 62471:2008 | EN 62493:2015

ROHS DIRECTIVE 2011/65/CE | IEC6231-5:2013 | IEC62321-7-1:2015 | IEC62321-7-2:2017 | IEC623 21-4:2017 | IEC62321-6:2015 | IEC 62321-8:2017



DOWNLIGHT SPOTFIVE

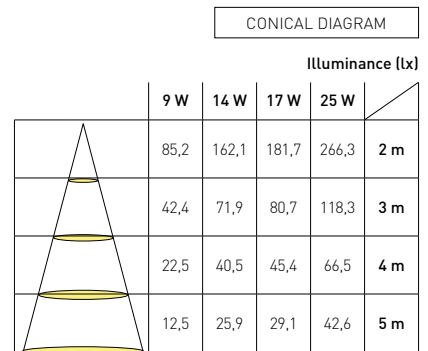
TRICOLOR - DIMMABLE



	A mm	B mm	Ø mm	g
9 W	Ø113	59	Ø92	130
14 W	Ø145	66	Ø130	185
17 W	Ø174	69	Ø150	252
25 W	Ø244	85	Ø205	381

	SOURCE		OUTPUT			
9 W	960 lm	800 lm	3000 K - 4000 K - 6500 K	SPF-091100	19,50 €	
14 W	1.510 lm	1.260 lm	3000 K - 4000 K - 6500 K	SPF-141400	27,50 €	
17 W	1.600 lm	1.550 lm	3000 K - 4000 K - 6500 K	SPF-171700	36,00 €	
25 W	2.900 lm	2.450 lm	3000 K - 4000 K - 6500 K	SPF-252400	49,00 €	



 220-240 V  IP20 ↓ IP44 ↑  IK04  120°
  DIMMABLE
 ALUMINUM
40.000 h
 DRIVER INCL.
 CCT
TRICOLOR



TECHNICAL NOTES

 **DIMMERABILE CON SISTEMI A TAGLIO DI FASE**
 DIMMABLE WITH TRAILING-EDGE SYSTEMS




REGOLAZIONE DEL COLORE LUCE TRAMITE SELETTORE SUL RETRO 
 COLOR TEMPERATURE ADJUSTMENT THROUGH SELECTOR ON THE BACK 

COMPLIANCE

EMC DIRECTIVE 2014/30/EU | EN 55015:2013 /A1:2015 | EN 61547:2009 | EN 61000 3-2:2014 | EN 61000 3-3:2013
 LVD DIRECTIVE 2014/35/EU | EN 60598-1:2015+A1:2018 | EN 60598 2-2:2012 | EN 62471:2008 | EN 62493:2015
 ROHS DIRECTIVE 2011/65/CE | IEC62311-5:2013 | IEC62321-7-1:2015 | IEC62321-7-2:2017 | IEC623 21-4:2017 | IEC62321-6:2015 | IEC 62321-8:2017

Downlight dimmerabile con sistemi trailing-edge o Led Dimmer e con selettore CCT per la regolazione del colore luce.

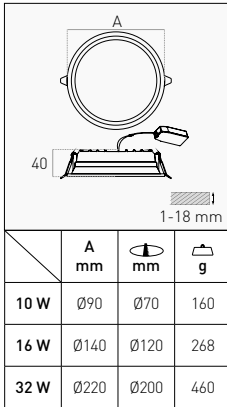
Dimmable downlight with trailing-edge or Led Dimmer systems. CCT selector to adjust color temperature.



DOWNLIGHT ZENO

TRICOLOR

ROUND



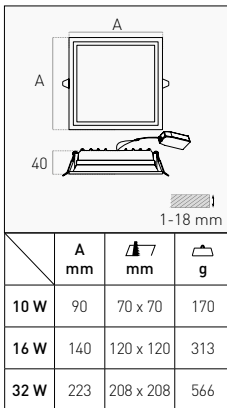
	A mm	mm	g
10 W	Ø90	Ø70	160
16 W	Ø140	Ø120	268
32 W	Ø220	Ø200	460

	SOURCE		OUTPUT				
10 W	1.000 lm	750 lm	90°	3000 K - 4000 K - 6500 K	ZNR-1070	15,00 €	
16 W	1.500 lm	1.300 lm	100°	3000 K - 4000 K - 6500 K	ZNR-16120	23,00 €	
32 W	4.200 lm	3.500 lm	105°	3000 K - 4000 K - 6500 K	ZNR-32200	40,00 €	

220-240 V IP20

OPAL PMMA ALUMINUM DRIVER INCL. CCT TRICOLOR

SQUARE



	A mm	mm	g
10 W	90	70 x 70	170
16 W	140	120 x 120	313
32 W	223	208 x 208	566

	SOURCE		OUTPUT				
10 W	1.000 lm	750 lm	90°	3000 K - 4000 K - 6500 K	ZNS-1070	17,00 €	
16 W	1.500 lm	1.300 lm	100°	3000 K - 4000 K - 6500 K	ZNS-16120	28,00 €	
32 W	4.200 lm	3.500 lm	105°	3000 K - 4000 K - 6500 K	ZNS-32200	45,00 €	

220-240 V IP20


OPAL PMMA ALUMINUM DRIVER INCL. CCT TRICOLOR

OPTIONAL

RICAMBIO DRIVER
SPARE DRIVER

10 W	RDZN-10	11,50 €
16 W	RDZN-16	11,50 €
32 W	RDZN-32	12,50 €

TECHNICAL NOTES



REGOLAZIONE DEL COLORE LUCE TRAMITE SELETTORE
COLOR TEMPERATURE ADJUSTMENT THROUGH SWITCH

COMPLIANCE

Downlight LED di facile installazione grazie alle pratiche clip a molla. Permette la regolazione del colore luce tramite selettore.

Led downlight with easy installation through practical spring clips. Light color adjustment with selector.

EMC DIRECTIVE 2014/30/EU | EN 55015:2013 /A1:2015 | EN 61547:2009 | EN 61000 3-2:2014 | EN 61000 3-3:2013
LVD DIRECTIVE 2014/35/EU | EN 60598-1:2015+A1:2018 | EN 60598 2-2:2012 | EN 62471:2008 | EN 62493:2015
ROHS DIRECTIVE 2011/65/CE | IEC6231-5:2013 | IEC62321-7-1:2015 | IEC62321-7-2:2017 | IEC623 21-4:2017 | IEC62321-6:2015 | IEC 62321-8:2017

DOWNLIGHT
COMFORT

INDIRECT LIGHT



	A mm	B mm	mm	g
8 W	Ø107	31	Ø95-100	159
16 W	Ø172	50	Ø155-160	312
24 W	Ø225	60	Ø210-215	374


	SOURCE	OUTPUT				
8 W	1.030 lm	400 lm	220-240 V/AC	3000 K	CMF-081130	22,00 €
				4000 K	CMF-081140	
16 W	2.090 lm	880 lm	85-265 V/AC	3000 K	CMF-161830	39,00 €
				4000 K	CMF-161840	
24 W	3.260 lm	1.320 lm	220-240 V/AC	3000 K	CMF-242330	57,00 €
				4000 K	CMF-242340	

IP20 120°

ALUMINUM DRIVER INCL.

FOCUS

Illuminazione indiretta confortevole per gli occhi
Comfortable indirect lighting



COMPLIANCE

Apparecchio a incasso fisso LED. Illuminazione indiretta per un'ottimale ed omogenea distribuzione della luce.

Fixed recessed LED downlight. Indirect lighting for optimal and uniform light distribution.

EMC DIRECTIVE 2014/30/EU | EN 55015:2013 /A1:2015 | EN 61547:2009 | EN 61000 3-2:2014 | EN 61000 3-3:2013
LVD DIRECTIVE 2014/35/EU | EN 60598-1:2015+A1:2018 | EN 60598 2-2:2012 | EN 62471:2008 | EN 62493:2015
ROHS DIRECTIVE 2011/65/CE | IEC6231-5:2013 | IEC62321-7-1:2015 | IEC62321-7-2:2017 | IEC623 21-4:2017 | IEC62321-6:2015 | IEC 62321-8:2017

DOWNLIGHT
ELIO



TECHNICAL INDOOR

INDOOR

INDUSTRIAL

TECHNICAL OUTDOOR

OUTDOOR

SOLAR

WORK

SORGENTI

	A mm	mm	g
6 W	Ø 101	Ø 72	40
9 W	Ø 116	Ø 87	55
12 W	Ø 132	Ø 105	70
15 W	Ø 151	Ø 122	95
18 W	Ø 176	Ø 147	120
24 W	Ø 201	Ø 172	215

	SOURCE	OUTPUT			
6 W	540 lm	390 lm	3000 K	ELO-060730	5,50 €
			4000 K	ELO-060740	
9 W	820 lm	580 lm	3000 K	ELO-090930	6,50 €
			4000 K	ELO-090940	
12 W	1.160 lm	840 lm	3000 K	ELO-121130	7,50 €
			4000 K	ELO-121140	
15 W	1.490 lm	1.080 lm	3000 K	ELO-151230	9,50 €
			4000 K	ELO-151240	
18 W	1.830 lm	1.260 lm	3000 K	ELO-181530	12,80 €
			4000 K	ELO-181540	
24 W	2.490 lm	1.730 lm	3000 K	ELO-241730	15,50 €
			4000 K	ELO-241740	

220-240 V IP20 100°


PC DIFFUSER PP

Apparecchio a incasso LED. Illuminazione diffusa e omogenea, diffusore in PC, corpo in PP. Per uso interno.

LED recessed luminaire. Diffused and homogeneous lighting, PC diffuser, PP body. For indoor use.

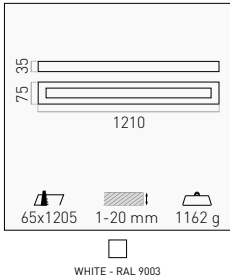
COMPLIANCE

EMC DIRECTIVE 2014/30/EU | EN 55015:2013 /A1:2015 | EN 61547:2009 | EN 61000 3-2:2014 | EN 61000 3-3:2013
 LVD DIRECTIVE 2014/35/EU | EN 60598-1:2015+A1:2018 | EN 60598 2-2:2012 | EN 62471:2008 | EN 62493:2015
 ROHS DIRECTIVE 2011/65/CE | IEC6231-5:2013 | IEC62321-7-1:2015 | IEC62321-7-2:2017 | IEC623 21-4:2017 | IEC62321-6:2015 | IEC 62321-8:2017



INCASSO
LINEA-R

DIMMABLE



OUTPUT			
36 W	4.800 lm	3000 K	LNR-361230
		4000 K	LNR-361240
			97,00 €

36 V - 1000 mA C.C.

 50.000 h

 3 YEARS

REQUIRED PAG. 44

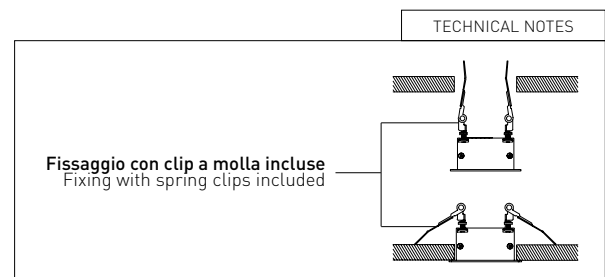


*DA COMPLETARE CON DRIVER TO COMPLETE WITH DRIVER

40 W	DALI-2 - PUSH DIM	DRIMPQ42D	38,00 €
42 W	No Dimmable	RDPQA42120	20,00 €
	1-10 V	DRIMPQ42	44,00 €


Sistema lineare di design ad incasso. Progettato per essere installato a filo con la superficie è in grado di fornire una luce uniforme lungo l'intera lunghezza del dispositivo, contribuendo a creare una sensazione di continuità e ampiezza all'interno degli ambienti. Dimmerabile tramite driver dedicati.

Recessed design linear system. Designed to be installed flush with the surface, it provides a uniform light along the entire length of the fixture, helping to create a feeling of continuity and breadth within the rooms. Dimmable through dedicated drivers.



COMPLIANCE

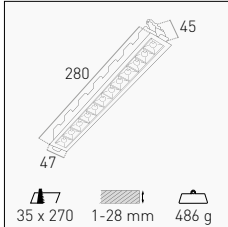
EMC DIRECTIVE 2014/30/EU | EN 55015:2013 /A1:2015 | EN 61547:2009 | EN 61000 3-2:2014 | EN 61000 3-3:2013
 LVD DIRECTIVE 2014/35/EU | EN 60598-1:2015+A1:2018 | EN 60598 2-2:2012 | EN 62471:2008 | EN 62493:2015
 ROHS DIRECTIVE 2011/65/CE | IEC6231-5:2013 | IEC62321-7-1:2015 | IEC62321-7-2:2017 | IEC623 21-4:2017 | IEC62321-6:2015 | IEC 62321-8:2017



INCASSO MINIMAL

CRI 95

INCASSO RECESSED

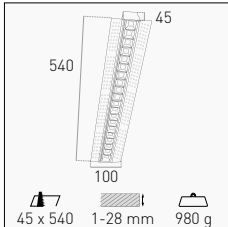


OUTPUT			
20 W	1.100 lm	3000 K	MNI-204530
	1.200 lm	4000 K	MNI-204540
			99,00 €

□ 100-277 V IP20 45°

⊠ DARK LIGHT ALUMINUM 95 CRI 50.000 h

CARTONGESSO PLASTERBOARD

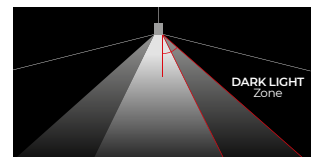


OUTPUT			
20 W	1.300 lm	3000 K	MNC-204530
	1.500 lm	4000 K	MNC-204540
			120,00 €

□ 100-277 V IP20 45°

⊠ DARK LIGHT ALUMINUM 95 CRI 50.000 h

TECHNICAL NOTES



UN APPARECCHIO PUÒ ESSERE CLASSIFICATO COME DARK LIGHT SOLO QUANDO SODDISFA I REQUISITI PER IL LIMITE DI BUIO, OVVERO DEVONO ESSERCI MENO DI 200 CD/LM2 SOPRA L'ANGOLO DI VISIONE DI 60°.
AN APPLIANCE CAN ONLY BE CLASSIFIED AS DARK LIGHT WHEN IT MEETS THE REQUIREMENTS FOR THE DARK LIMIT, THERE MUST BE LESS THAN 200 CD / LM2 ABOVE THE 60 ° VIEWING ANGLE.

INCLUDED

[SOLO MNC] CAVO IN ACCIAIO PER PROTEZIONE ANTICADUTA
(ONLY MNC) STEEL CABLE FOR FALL PROTECTION

Apparecchio per installazione ad incasso. Sistema ottico con schermo microprismato progettato per minimizzare l'abbagliamento e per una efficace distribuzione della luce.
Lenti da 28 mm per effetto taglio di luce.

Appliance for recessed installation. Optical system with microprismatic screen designed to minimize glare and for effective light distribution.
28mm lens for light blade effect.



RAPIDA INSTALLAZIONE CON SISTEMA MAGNETICO (SOLO MNC)
QUICK INSTALLATION WITH MAGNETIC SYSTEM (ONLY MNC)

COMPLIANCE

EMC DIRECTIVE 2014/30/EU | EN 55015:2013 /A1:2015 | EN 61547:2009 | EN 61000 3-2:2014 | EN 61000 3-3:2013
LVD DIRECTIVE 2014/35/EU | EN 60598-1:2015+A1:2018 | EN 60598 2-2:2012 | EN 62471:2008 | EN 62493:2015
ROHS DIRECTIVE 2011/65/CE | IEC6231-5:2013 | IEC62321-7-1:2015 | IEC62321-7-2:2017 | IEC623 21-4:2017 | IEC62321-6:2015 | IEC 62321-8:2017



KLRXL-NE



KLRFX-BI



KLRFX-BN



KLRCOON-BI



KLR-CR



KLSCON-NE



KLS-BI

INCASSO - SUPPORTI
KLAK

KLAK

ORIENTABILE ADJUSTABLE

White <input type="checkbox"/>	Black <input checked="" type="checkbox"/>
KLRLX-BI	KLRLX-NE
12,50 €	

IP20 0-30° 5
 ADJUSTABLE ALUMINUM YEARS

FISSO FIXED

White <input type="checkbox"/>	Black <input checked="" type="checkbox"/>
KLRFX-BI	KLRFX-NE
14,75 €	

IP20 5
 ALUMINUM YEARS

FISSO FIXED

White <input type="checkbox"/> + Black <input checked="" type="checkbox"/>	
KLRFX-BN	
12,50 €	

IP20 5
 ALUMINUM YEARS

ORIENTABILE ADJUSTABLE

White <input type="checkbox"/>	Black <input checked="" type="checkbox"/>
KLRCN-BI	KLRCN-NE
12,50 €	

IP20 0-30° 5
 ADJUSTABLE ALUMINUM YEARS

ORIENTABILE ADJUSTABLE

Silver <input checked="" type="checkbox"/>	White <input type="checkbox"/>	Cromo <input checked="" type="checkbox"/>
KLR-AR	KLR-BI	KLR-CR
9,75 €	8,75 €	9,75 €

IP20 0-60° 5
 ADJUSTABLE ALUMINUM YEARS

ORIENTABILE ADJUSTABLE

White <input type="checkbox"/>	Black <input checked="" type="checkbox"/>
KLSCN-BI	KLSCN-NE
12,50 €	

IP20 0-30° 5
 ADJUSTABLE ALUMINUM YEARS

ORIENTABILE ADJUSTABLE

Silver <input checked="" type="checkbox"/>	White <input type="checkbox"/>	Cromo <input checked="" type="checkbox"/>
KLS-AR	KLS-BI	KLS-CR
9,75 €	8,75 €	9,75 €

IP20 0-60° 5
 ADJUSTABLE ALUMINUM YEARS

TECHNICAL NOTES



FACILE INSTALLAZIONE CON SISTEMA A SCATTO BREVETTATO
 EASY INSTALLATION WITH PATENTED CLICK SYSTEM

INCLUDED



ATTACCO GU10 CON BOX DI COLLEGAMENTO PROFESSIONALE
 GU10 SOCKET WITH PROFESSIONAL JUNCTION BOX



PORTALAMPADA GU10 STANDARD (SOLO KLR- E KLS-)
 STANDARD GU10 LAMP HOLDER (ONLY KLR- AND KLS-)

REQUIRED PAG. 318-319



LAMPADA SPOT GU10
 GU10 SPOT LAMP

Eleganti supporti per lampade spot.
 Corpo in alluminio.

Elegant supports for spot lamps.
 Aluminum body.

INCASSO - SUPPORTI

CITY FRAME



1 SLOT

<p>160 x 160 1-28 mm 730 g</p>
<p>Silver </p>
<p>CF1P-AR111</p>
<p>40,00 €</p>

IP20 0-30°
~~ADJUSTABLE~~ ALUMINUM STEEL

2 SLOT

<p>345 x 160 1-28 mm 1320 g</p>
<p>Silver </p>
<p>CF2P-AR111</p>
<p>65,00 €</p>

IP20 0-30°
~~ADJUSTABLE~~ ALUMINUM STEEL

3 SLOT

<p>475 x 160 1-28 mm 1750 g</p>
<p>Silver </p>
<p>CF3P-AR111</p>
<p>87,50 €</p>

IP20 0-30°
~~ADJUSTABLE~~ ALUMINUM STEEL

Struttura in acciaio e cornice in alluminio. Orientabile 30° sui due assi. Sistema di aggancio rapido al controsoffitto.

Steel structure and aluminum frame. Adjustable by 30° on both axes. Quick attachment system to the false ceiling.

REQUIRED PAG. 324



LAMPADA AR111
AR111 LAMP

INCASSO - EMERGENZA SICURA LED

EMERGENCY



TECHNICAL INDOOR

INDOOR

INDUSTRIAL

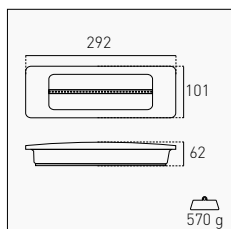
TECHNICAL OUTDOOR

OUTDOOR

SOLAR

WORK

SORGENTI



BATTERY

4 W	210 lm	Ni-Cd 3,6 V /DC 1.000 mAh	4000 K	SCL-020340	42,50 €
220-240 V	IP20	120°	3 h	2 (SE + SA)	~15-24 h
		EMERGENCY	EMERGENCY MODE	RECHARGE	

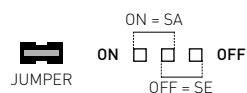
CLEAR DIFFUSER PC

INCLUDED



BOX DA INCASSO RECESSED BOX

TECHNICAL NOTES



MODALITÀ EMERGENZA SELEZIONABILE TRAMITE JUMPER
EMERGENCY MODE SELECTABLE BY JUMPER

EMERGENZA TIPO SA (PERMANENTE)

LA PLAFONIERA RIMANE ACCESA E CONTINUA AD ILLUMINARE ANCHE IN CASO DI MANCANZA RETE
EMERGENCY TYPE MAINTAINED (PERMANENT)
CEILING LIGHT STAYS ON AND CONTINUES TO LIGHT UP EVEN IN THE EVENT OF A POWER FAILURE.

EMERGENZA TIPO SE (NON PERMANENTE)

LA PLAFONIERA SI ACCENDE SOLO IN CASO DI MANCANZA RETE.
EMERGENCY TYPE NON-MANTAINED (NOT PERMANENT)
CEILING LIGHT TURNS ON ONLY IN THE EVENT OF A POWER FAILURE.

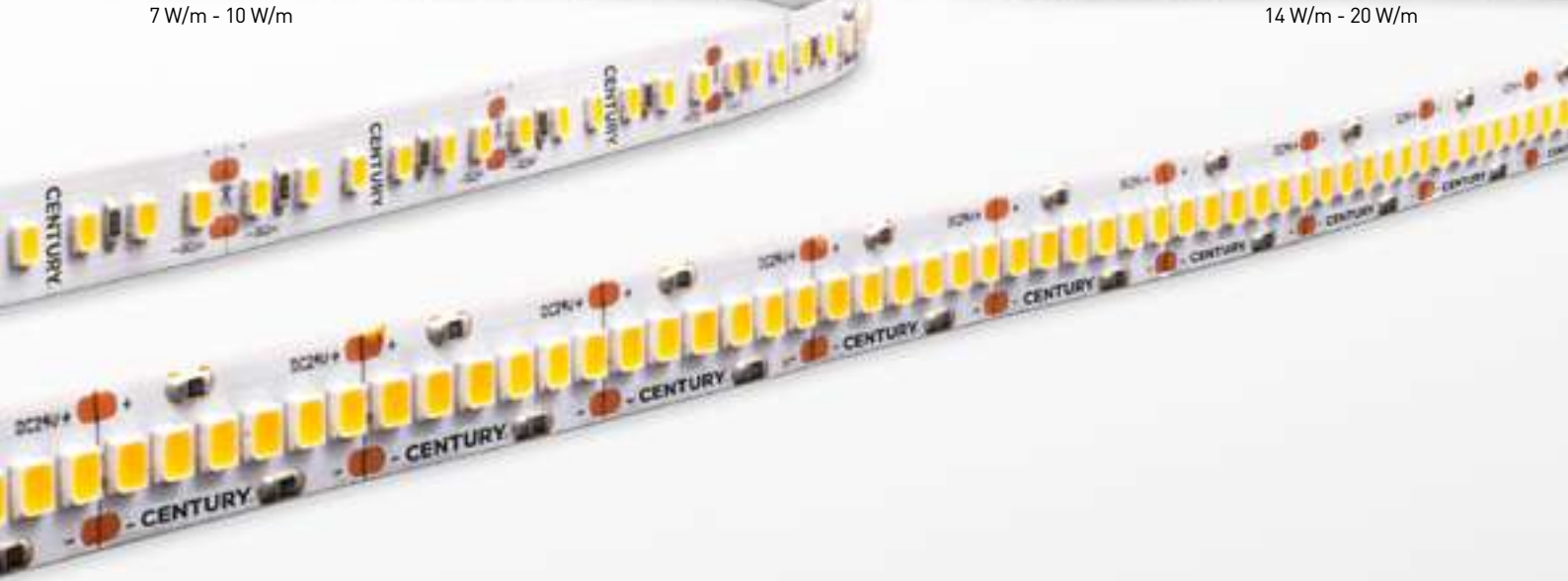
Plafoniera LED con sistema di emergenza selezionabile, si accende in mancanza di energia elettrica rimanendo attiva per 3 ore. Installabile a superficie o a incasso con apposito box incluso.

LED ceiling light with selectable emergency system, it turns on in the event of a power failure and remains active for 3 hours. Surface or recessed installation with special box included.



7 W/m - 10 W/m

14 W/m - 20 W/m



NEW

STRIP

ACCÈNTO PRO

NEW
STRIP
ACCÈNTO PRO

CRI 93

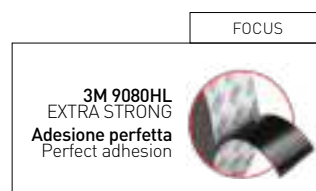
	g	mm
35 W	100	42
50 W	100	42
70 W	118	25
100 W	118	25

35 W (7 W/m)	4.025 lm (805 lm/m)	144 led/m	2700 K	AC95-0714427	33,75 €
			3000 K	AC95-0714430	
			4000 K	AC95-0714440	
			6000 K	AC95-0714460	
50 W (10 W/m)	5.750 lm (1.150 lm/m)	144 led/m	2700 K	AC95-1014427	40,00 €
			3000 K	AC95-1014430	
			4000 K	AC95-1014440	
70 W (14 W/m)	8.050 lm (1.610 lm/m)	240 led/m	2700 K	AC95-1424027	47,50 €
			3000 K	AC95-1424030	
			4000 K	AC95-1424040	
100 W (20 W/m)	12.000 lm (2.400 lm/m)	240 led/m	2700 K	AC95-2024027	57,50 €
			3000 K	AC95-2024030	
			4000 K	AC95-2024040	
			6000 K	AC95-2024060 NEW	

100 W

 24 V
 IP20
 120°
 INDOOR
 5 METERS

DIMMABLE
 93 CRI
 30.000 h
 3 YEARS



TECHNICAL NOTES



ELEVATA DENSITÀ DI LED PER METRO PER UN EFFETTO DI LUCE CONTINUA
HIGH DENSITY OF LEDS PER METER FOR A CONTINUOUS LIGHT EFFECT

OPTIONAL PAG. 90-91

ALIMENTATORI E ACCESSORI
POWER SUPPLIES AND ACCESSORIES

COMPLIANCE

EMC DIRECTIVE 2014/30/EU | EN 55015:2013 + A-1:2015 | EN 61547:2009 | EN 61000-3-2:2014 | EN 61000-3-3:2013
 LVD DIRECTIVE 2014/35/EU | EN 60598-1:2015 | EN 60598-2-20:2015
 ROHS DIRECTIVE 2011/65/CE ANNEX II 2015/863 | IEC 62321:2009

Strisce LED professionali caratterizzate da una resa cromatica elevatissima, permettono di ottenere un'illuminazione fedele ai reali colori degli oggetti.

Professional LED strips characterized with high color rendering, which allows to obtain a color-true lighting of the objects.



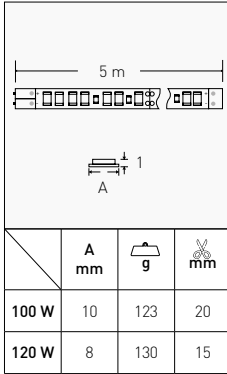
20 W/m

24 W/m

STRIP
ACCÈNTO PRO

STRIP ACCÈNTO PRO

FILO LUCE - CRI 90



	A mm	g	mm
100 W	10	123	20
120 W	8	130	15

100 W (20 W/m)	6.300 lm (1.260 lm/m)	300 led/m	3000 K	AC90-2030030	115,00 €
			4000 K	AC90-2030040	
120 W (24 W/m)	8.040 lm (1.608 lm/m)	420 led/m	3000 K	AC90-2442030	145,00 €
			4000 K	AC90-2442040	

24 V IP20 120° INDOOR 5 METERS

 DIMMABLE  90 CRI 30.000 h 3 YEARS

Strisce LED professionali caratterizzate da una resa cromatica ed una luminosità elevatissime, permettono di ottenere un'illuminazione fedele ai reali colori degli oggetti ed un effetto di luce continua grazie all'elevato numero di LED per metro.

Professional LED strips characterized with high color rendering and brightness, allowing to obtain color-true lighting of the objects and a continuous light effect thanks to the high number of LEDs per metre.



OPTIONAL PAG. 90-91

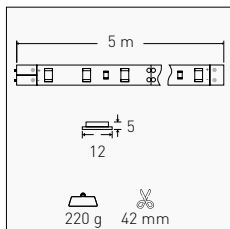
ALIMENTATORI E ACCESSORI
POWER SUPPLIES AND ACCESSORIES

COMPLIANCE

EMC DIRECTIVE 2014/30/EU | EN 55015:2013 + A-1:2015 | EN 61547:2009 | EN 61000-3-2:2014 | EN 61000-3-3:2013
LVD DIRECTIVE 2014/35/EU | EN 60598-1:2015 | EN 60598-2-20:2015
ROHS DIRECTIVE 2011/65/CE ANNEX II 2015/863 | IEC 62321:2009

NEW
STRIP
ACCÈNTO PRO

IP67 - CRI 93



70 W (14 W/m) 7.700 lm (1.540 lm/m)	3000 K	AC9567-1414430 NEW	67,50 €
	4000 K	AC9567-1414440 NEW	
24 V IP67 120° OUTDOOR 5 METERS	144 LED/m	DIMMABLE 93 CRI	30.000 h 3 YEARS

INCLUDED

CLIP DI FISSAGGIO E TAPPO TERMINALE IN SILICONE
FIXING CLIP AND SILICONE END CAP

OPTIONAL PAG. 90-91

ALIMENTATORI E ACCESSORI
POWER SUPPLIES AND ACCESSORIES

COMPLIANCE

Striscia LED IP67 professionale progettata per offrire una tenuta ermetica, evitando l'ingresso di particelle di polvere dannose e consentendo la sua immersione temporanea senza compromettere le prestazioni.

Professional IP67 LED strip designed to provide a hermetic seal, preventing the entry of harmful dust particles and allowing temporary immersion without compromising performance.

EMC DIRECTIVE 2014/30/EU | EN 55015:2013 + A-1:2015 | EN 61547:2009 | EN 61000-3-2:2014 | EN 61000-3-3:2013
LVD DIRECTIVE 2014/35/EU | EN 60598-1:2015 | EN 60598-2-20:2015
ROHS DIRECTIVE 2011/65/CE ANNEX II 2015/863 | IEC 62321:2009

STRIP ACCÈNTO PRO

IP65 - RGB+W - CRI 90



TECHNICAL INDOOR

INDOOR

INDUSTRIAL

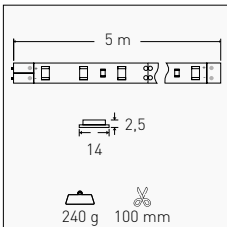
TECHNICAL OUTDOOR

OUTDOOR

SOLAR

WORK

SORGENTI



47,5 W (9,5 W/m)	2.280 lm (456 lm/m)	RGB + 3000 K	ACRGBW-956030	89,00 €						
		RGB + 4000 K	ACRGBW-956040							
24 V	IP65	180°	OUTDOOR	5 METERS	60 LED/m	DIMMABLE	90 CRI (WHITE)	RGB+W	50.000 h	3 YEARS

TECHNICAL NOTES

LA STRIP LED RGB+W, A DIFFERENZA DELLE RGB, HA CHIP BIANCHI DEDICATI PER UN BIANCO PURO E COLORI PIÙ VIVACI
THE RGB+W LED STRIP, UNLIKE THE RGB, HAS DEDICATED WHITE CHIPS FOR PURE WHITE AND BRIGHTER COLORS



INCLUDED

CLIP DI FISSAGGIO E TAPPO TERMINALE IN SILICONE
FIXING CLIP AND SILICONE END CAP

OPTIONAL PAG. 90-91

ALIMENTATORI E ACCESSORI
POWER SUPPLIES AND ACCESSORIES

COMPLIANCE

Striscia LED IP65 professionale progettata per offrire una tenuta ermetica, protetta contro l'ingresso di particelle di polvere dannose e getti d'acqua. Grazie alla sua funzionalità RGB e alla luce bianca aggiuntiva, è possibile creare un'ampia gamma di effetti luminosi personalizzati.

Professional IP65 LED strip designed to offer an airtight seal, protected against the entry of harmful dust particles and water jets. Thanks to its RGB functionality and additional white light, a wide range of customized lighting effects can be created.

EMC DIRECTIVE 2014/30/EU | EN 55015:2013 + A-1:2015 | EN 61547:2009 | EN 61000-3-2:2014 | EN 61000-3-3:2013
LVD DIRECTIVE 2014/35/EU | EN 60598-1:2015 | EN 60598-2-20:2015
ROHS DIRECTIVE 2011/65/CE ANNEX II 2015/863 | IEC 62321:2009



ACOB



ACOBRO

ACOBVE

ACOBBL

STRIP ACCÈNTO COB

CRI 90

	A mm	g	mm
70 W	10	110	62
50 W	8	95	50

70 W (14 W/m)	6.750 lm (1.350 lm/m)	512 led/m	2200 K	ACOB-1451222	47,50 €
			2700 K	ACOB-1451227	
			3000 K	ACOB-1451230	
	7.250 lm (1.450 lm/m)	512 led/m	4000 K	ACOB-1451240	
50 W (10 W/m)	-	480 led/m	RED	ACOBRO-1048000	52,50 €
			GREEN	ACOBVE-1048000	
			BLUE	ACOBBL-1048000	

ACOB 24 V IP20 120° INDOOR 5 METERS

DIMMABLE 90 CRI

TECHNICAL INDOOR

INDOOR

INDUSTRIAL

TECHNICAL OUTDOOR

OUTDOOR

SOLAR

WORK

SORGENTI

FOCUS

3M VHB
EXTRA STRONG
Potere dissipante
Dissipation power



TECHNICAL NOTES

LE STRIP CON LED COB (CHIP ON BOARD) GARANTISCONO UN EFFETTO DI LUCE CONTINUA
THE COB LEDS STRIPS (CHIP ON BOARD) GUARANTEE A CONTINUOUS LIGHT EFFECT



INSTALLATION



ILLUMINA CON STILE OGNI AMBIENTE INTERNO
ILLUMINATE ANY INTERIOR WITH STYLE

OPTIONAL PAG. 90-91

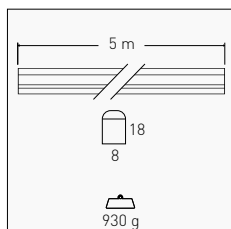
ALIMENTATORI E ACCESSORI
POWER SUPPLIES AND ACCESSORIES

Le nuove strisce LED professionali con chip COB offrono un'illuminazione intensa e più uniforme rispetto alle tradizionali strisce LED.

The new professional LED strips with COB chips offer a more uniform and intense illumination compared to traditional LED strips.

STRIP MAGIC

IP67 - COLOR RACE RGB



24 W (4,8 W/m)		RGB	MGR5-486010	72,00 €
□	220-240 V	IP67	180°	OUTDOOR
				5 METERS
			60 LED/m	DIMMABLE
			RGB	40.000 h

Strip LED professionale RGB + White, protetta da polvere e getti d'acqua. Grazie al telecomando in dotazione è possibile gestire oltre mille giochi di luce dinamici.

RGB + White professional LED strip, dustproof and water resistant. Thanks to the supplied remote control it is possible to manage over a thousand dynamic light effects.

TECHNICAL NOTES

TECNOLOGIA DI INSEGUIMENTO DEI COLORI, OGNI CHIP È PROGRAMMATO SINGOLARMENTE PER UN EFFETTO A "CASCATA"
COLOR TRACKING TECHNOLOGY, EACH CHIP IS INDIVIDUALLY PROGRAMMED FOR A "WATERFALL" EFFECT.



STRIP ACCENTO

RGB+W



TECHNICAL INDOOR

INDOOR

INDUSTRIAL

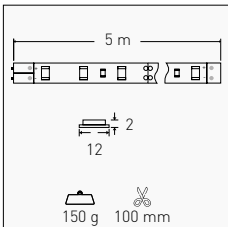
TECHNICAL OUTDOOR

OUTDOOR

SOLAR

WORK

SORGENTI



WHITE MODE

95 W (19 W/m)	10.500 lm (2.100 lm/m)	RGB + 4000 K	ACRGBW-196010	49,00 €							
4000 K	24 V	IP20	120°	INDOOR	5 METERS	120 LED/m	RGB+W	DIMMABLE	90 CRI (WHITE)	30.000 h	3 YEARS

FOCUS

3M VHB
EXTRA STRONG
Potere dissipante
Dissipation power



TECHNICAL NOTES

LA STRIP LED RGB+W, A DIFFERENZA DELLE RGB, HA CHIP BIANCHI DEDICATI PER UN BIANCO PURO E COLORI PIÙ VIVACI
THE RGB+W LED STRIP, UNLIKE THE RGB, HAS DESIGNATED WHITE CHIPS FOR PURE WHITE AND BRIGHTER COLORS



OPTIONAL PAG. 90-91

ALIMENTATORI E ACCESSORI
POWER SUPPLIES AND ACCESSORIES

COMPLIANCE

Striscia LED da interno RGB+W per trasformare la tua casa in un'opera d'arte luminosa. Esplora l'ampia gamma di colori vivaci e regola l'intensità della luce bianca per creare l'atmosfera perfetta per ogni occasione.

RGB+W indoor LED strip to transform your home into a luminous work of art. Explore the wide range of vibrant colors and adjust the intensity of the white light to create the perfect mood for any occasion.

EMC DIRECTIVE 2014/30/EU | EN 55015:2013 + A-1:2015 | EN 61547:2009 | EN 61000-3-2:2014 | EN 61000-3-3:2013
LVD DIRECTIVE 2014/35/EU | EN 60598-1:2015 | EN 60598-2-20:2015
ROHS DIRECTIVE 2011/65/CE ANNEX II 2015/863 | IEC 62321:2009



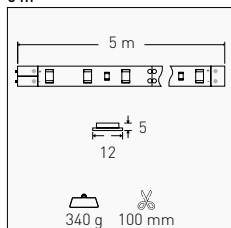
STRIP

ACCÈNTO 230 V

STRIP ACCÈNTO 230 V

IP65

5 m

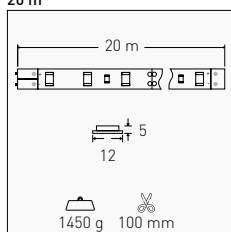


70 W (14 W/m)	7.400 lm (1.480 lm/m)	3000 K	AC5230-1512030	135,00 €
		4000 K	AC5230-1512040	

220-240 V IP65 120° OUTDOOR 5 METERS EASY TO INSTALL NO DRIVER 120 DIMMABLE 50.000 h

CONFEZIONATA IN BUSTA TERMICA
PACKED IN THERMAL BAG N.B.

20 m



280 W (14 W/m)	29.600 lm (1.480 lm/m)	3000 K	AC20230-1512030	540,00 €
		4000 K	AC20230-1512040	

220-240 V IP65 120° OUTDOOR 20 METERS EASY TO INSTALL NO DRIVER 120 DIMMABLE 50.000 h

CONFEZIONATA IN BOBINA INDUSTRIALE
PACKED IN INDUSTRIAL REEL N.B.

INCLUDED

CLIP DI FISSAGGIO E TAPPO TERMINALE IN SILICONE
FIXING CLIP AND SILICONE END CAP

OPTIONAL



Kit start 230 V - Silicone	KIT-STARTAC230	5,00 €
----------------------------	-----------------------	--------



Fixing clip - 10 pz	KIT-CLIPAC230	2,20 €
---------------------	----------------------	--------



End cap IP65 - 5 pz	KIT-ENDCAPS	2,00 €
---------------------	--------------------	--------

INSTALLATION



IDEALE PER LE INSTALLAZIONI CON COLLEGAMENTO DIRETTO ALLA RETE
IDEAL FOR INSTALLATIONS WITH DIRECT CONNECTION TO THE MAIN

Strip LED professionale alimentata direttamente a 230 V (No driver), con guaina protettiva in silicone e nastro adesivo 3M. Sezionabile ogni 10 cm.

Professional LED strip powered directly at 230 V (No driver), with protective silicone sheath and 3M adhesive tape. Sectionable every 10 cm.

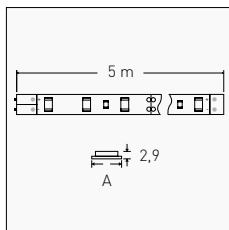


7 W/m

14 W/m

STRIP
ACCÈNTO

STRIP ACCENTO



	A mm	g	mm
35 W	8	71	165
70 W	10	290	100

35 W (7 W/m)	3.500 lm (700 lm/m)	36 led/m	3000 K	AC2-722430	22,00 €
			4000 K	AC2-722440	
			6000 K	AC2-722460	
70 W (14 W/m)	7.500 lm (1.500 lm/m)	60 led/m	3000 K	AC2-142430	27,00 €
			4000 K	AC2-142440	
			6000 K	AC2-142460	

 24 V  IP20  120°  INDOOR  5 METERS

 DIMMABLE  EASY TO INSTALL

Striscia LED da interno progettata con la massima attenzione ai dettagli e alle prestazioni.

Indoor LED strip designed with the utmost attention to detail and performance.



OPTIONAL PAG. 90-91

ALIMENTATORI E ACCESSORI
POWER SUPPLIES AND ACCESSORIES

TECHNICAL INDOOR

INDOOR

INDUSTRIAL

TECHNICAL OUTDOOR

OUTDOOR

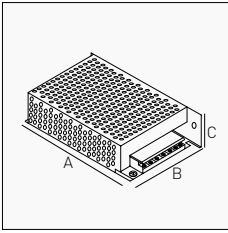
SOLAR

WORK

SORGENTI

ACCESSORIES
DRIVER

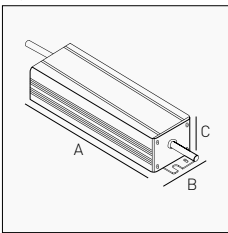
IP20



			A	B	C			
40 W	1500 mA		110 mm	77 mm	35 mm	186 g	RDAC35-24	16,50 €
60 W	2500 mA		110 mm	77 mm	35 mm	186 g	RDAC60-24	22,50 €
100 W	4200 mA		160 mm	99 mm	43 mm	312 g	RDAC100-24	30,00 €
120 W	5000 mA		200 mm	99 mm	43 mm	430 g	RDAC120-24	32,50 €
150 W	6500 mA		200 mm	99 mm	43 mm	590 g	RDAC150-24	35,00 €
200 W	8300 mA		200 mm	110 mm	50 mm	590 g	RDAC200-24	45,00 €

⊕ IP20 INPUT 100-240 V OUTPUT 24 V

IP67



		DIMMABLE	A	B	C			
50 W	2100 mA	No	205 mm	35 mm	24 mm	266 g	RDAC50-2467	37,50 €
60 W	2500 mA	1-10 V	170 mm	50 mm	32 mm	450 g	RDAC60-2467D	77,50 €
100 W	4200 mA	No	182 mm	62 mm	20 mm	380 g	RDAC100-2467	60,00 €
		1-10 V	182 mm	62 mm	20 mm	380 g	RDAC100-2467D	124,00 €
150 W	6250 mA	1-10 V	238 mm	58 mm	32 mm	800 g	RDAC150-2467D	142,50 €
200 W	8300 mA	No	238 mm	58 mm	32 mm	760 g	RDAC200-2467	90,00 €
250 W	10.500 mA	1-10 V	248 mm	72 mm	32 mm	1000 g	RDAC250-2467D	177,50 €
300 W	12.500 mA	No	228 mm	72 mm	32 mm	1000 g	RDAC300-2467	120,00 €

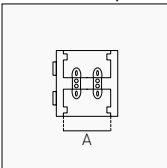
⊕ IP67 INPUT 175-264 V OUTPUT 24 V DIMMABLE 1-10 V

NEW

ACCESSORIES

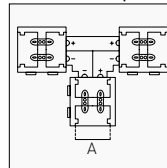
CONNECTORS

LINEARE
PLASTIC BAG 2 pz



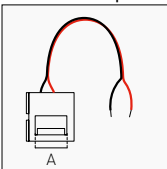
A	COMPATIBILITY			
8 mm	AC	ACCN8	1,00 €	
10 mm	AC	ACCN10	1,50 €	
	AC95	ACCN95 NEW	1,00 €	

T
PLASTIC BAG 2 pz



A	COMPATIBILITY			
8 mm	AC	ACCN8T	4,00 €	
10 mm	AC	ACCN10T	4,50 €	
	AC95	ACCN95T NEW	4,00 €	

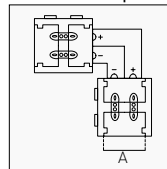
LINEARE CON CAVO
PLASTIC BAG 2 pz



A	COMPATIBILITY			
8 mm	AC	ACCN8WIRE	1,50 €	
10 mm	AC	ACCN10WIRE	1,50 €	
	AC95	ACCN95WIRE NEW	1,50 €	

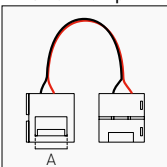
15 cm

ANGOLARI A L
PLASTIC BAG 2 pz



A	COMPATIBILITY			
8 mm	AC	ACCN8ANG	3,00 €	
10 mm	AC	ACCN10ANG	3,00 €	
	AC95	ACCN95ANG NEW	3,00 €	

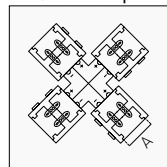
LINEARI CON CAVO
PLASTIC BAG 2 pz



A	COMPATIBILITY			
8 mm	AC	ACCN8WIRE2	2,00 €	
10 mm	AC	ACCN10WIRE2	2,00 €	
	AC95	ACCN95WIRE2 NEW	2,00 €	

15 cm

X
PLASTIC BAG 2 pz



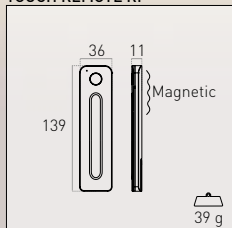
A	COMPATIBILITY			
8 mm	AC	ACCN8X	5,00 €	
10 mm	AC	ACCN10X	5,00 €	
	AC95	ACCN95X NEW	5,00 €	

ACCESSORIES

CONTROLLER

TECHNICAL INDOOR

TOUCH REMOTE RF



OUTPUT	BATTERY	PROTOCOL	PRICE
RF (2.4 GHz)	1x CR2032	CTLRF	42,00 €

IP20 30 meters 0-100% MAGNETIC 5
MAX DISTANCE TOUCH SLIDE YEARS

TECHNICAL NOTES

TELECOMANDO RF TOUCH SLIDE CON SUPPORTO A PARETE MAGNETICO
 RF TOUCH SLIDE REMOTE CONTROL WITH MAGNETIC WALL SUPPORT



INDOOR

INDUSTRIAL

TECHNICAL OUTDOOR

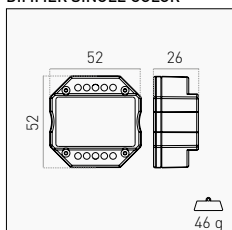
OUTDOOR

SOLAR

WORK

SORGENTI

DIMMER SINGLE COLOR



OUTPUT	PROTOCOL	PRICE
POWER 192 W / 24 V	0-100% + PUSH	DIM-PWM

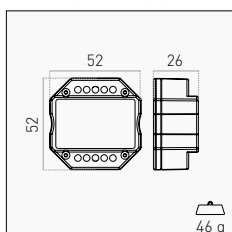
IP20 4096 5
IN/OUT 12-48 V DIMMABLE 0%-100% + PUSH DIM STEP 0-100% YEARS

TECHNICAL NOTES

MONTAGGIO TIPICO A PARETE CON SCATOLA DI DERIVAZIONE
 TYPICAL WALL MOUNTING WITH JUNCTION BOX



DIMMER SINGLE COLOR



OUTPUT	PROTOCOL	PRICE
SIGNAL 0/1-10 V (20 mA)	0/1-10 V + PUSH	DIM-010

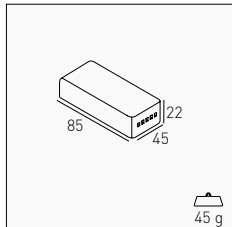
IP20 256 5
IN/OUT 100-240 V DIMMABLE 0/1-10 V + PUSH DIM STEP 0-100% YEARS

TECHNICAL NOTES

MONTAGGIO TIPICO A PARETE CON SCATOLA DI DERIVAZIONE
 TYPICAL WALL MOUNTING WITH JUNCTION BOX



CONTROLLER RGB+W WI-FI

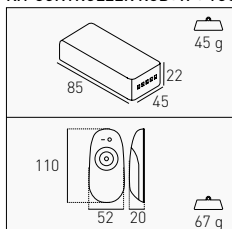


CARICO MASSIMO / MAXIMUM LOAD	PROTOCOL	PRICE
5 A x 4 Channel = 20 A / Max 120 W	CTLSMA-ACRGBW	32,50 €

IP20 RGB+W
IN/OUT 12-24 V 2,4 GHz WI-FI




KIT CONTROLLER RGB+W + TOUCH REMOTE




CARICO MASSIMO / MAXIMUM LOAD	PROTOCOL	PRICE
6 A x 4 Channel = 24 A / Max 120 W	KIT-ACRGBW	36,00 €

IP20 30 meters 20
IN/OUT 12-24 V 2,4 GHz REMOTE RF RGB+W MAX DISTANCE PROGRAMS






KPRI-2508N



KPRI-3011



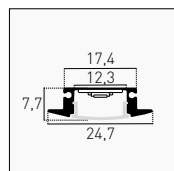
KPRI-2212



KPRIC-4736

PROFILI IN ALLUMINIO INCASSO

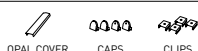
RECESSED



Aluminum	<input checked="" type="checkbox"/>	KPRI-2508	25,00 €
White	<input type="checkbox"/>	KPRI-2508B	34,00 €
Black	<input checked="" type="checkbox"/>	KPRI-2508N	

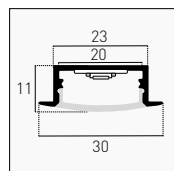
IP20 2 m 12,3 mm 15 W/m 5
⚡ KIT SPACE FOR STRIP DISSIPATION ALUMINUM YEARS

INCLUDED



OPTIONAL

Cover	1 pz	Opal Black	<input checked="" type="checkbox"/>	PRCN-2508N	12,00 €
		Transparent	<input type="checkbox"/>	PRCV-2508	4,00 €
		Opal	<input type="checkbox"/>	PRCO-2508	5,00 €
Cap	5 pz	-		KPRI-2508-CAP	2,20 €
		Forati With hole		KPRI-2508-CAPH	2,50 €
Clip	10 pz	Fissaggio Fixing		KPRI-2508-CLIP	4,00 €



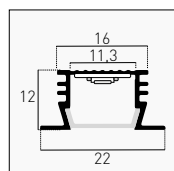
Aluminum	<input checked="" type="checkbox"/>	KPRI-3011	24,50 €	
IP20	2 m	20 mm	15 W/m	5
<small>⚡ KIT SPACE FOR STRIP DISSIPATION ALUMINUM YEARS</small>				

INCLUDED



OPTIONAL

Cover	1 pz	Transparent	<input type="checkbox"/>	PRCV-3011	6,50 €
Cap	5 pz	-		KPRI-3011-CAP	2,20 €
		Forati With hole		KPRI-3011-CAPH	2,50 €



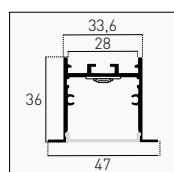
Aluminum	<input checked="" type="checkbox"/>	KPRI-2212	20,00 €	
IP20	2 m	11,3 mm	15 W/m	5
<small>⚡ KIT SPACE FOR STRIP DISSIPATION ALUMINUM YEARS</small>				

INCLUDED



OPTIONAL

Cover	1 pz	Transparent	<input type="checkbox"/>	PRCV-2212	4,00 €
Cap	5 pz	-		KPRI-2212-CAP	2,20 €
		Forati With hole		KPRI-2212-CAPH	2,50 €



Aluminum	<input checked="" type="checkbox"/>	KPRIC-4736	112,00 €	
IP20	2 m	28 mm	15 W/m	5
<small>⚡ KIT SPACE FOR STRIP DISSIPATION ALUMINUM YEARS</small>				

INCLUDED



OPTIONAL

Clip	10 pz	Cartongesso Plasterboard		KPRIC-4736-CLIP	25,00 €
Cap	5 pz	-		KPRIC-4736-CAP	11,00 €
		Forati With hole		KPRIC-4736-CAPH	11,50 €

Profili in alluminio da incasso per strisce LED. Assicurano un'installazione professionale e una distribuzione uniforme della luce. Il kit da 2 metri include una cover bianca opale e accessori di montaggio.

Recessed aluminum profiles for LED strips. They ensure a professional installation and uniform light distribution. The 2 meter kit includes an opal white cover and installation accessories.

COMPATIBILITY

	ACCÈNTO PRO			ACCÈNTO		
	CLASSIC	FILO LUCE	COB	CLASSIC	RGB+W	230 V
KPRI-2508	✓	✓	✓	✓	✓	-
KPRI-3011	✓	✓	✓	✓	✓	✓
KPRI-2212	✓	✓	✓	✓	-	-
KPRIC-4736	✓	✓	✓	✓	✓	✓

TECHNICAL INDOOR

INDOOR

INDUSTRIAL


TECHNICAL OUTDOOR

OUTDOOR

SOLAR

WORK


SORGENTI



KPRCG-5314



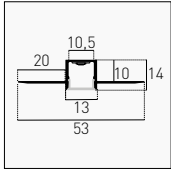
KPRCG-5123



KPRCG-4626

PROFILI IN ALLUMINIO
CARTONGESSO

PLASTERBOARD

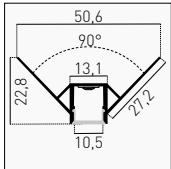


Aluminum		KPRCG-5314	60,00 €
IP20	3 m KIT	10,5 mm SPACE FOR STRIP	15 W/m DISSIPATION
		ALUMINUM	5 YEARS
<div style="display: flex; justify-content: space-between; align-items: center;"> INCLUDED <div style="display: flex; align-items: center;"> OPAL COVER CAPS </div> </div>			

OPTIONAL

Cover	1 pz	Opal		PRCO-5314	6,00 €
Cap	5 pz			KPRCG-5314-CAP	2,50 €
		Forati With hole		KPRCG-5314-CAPH	

ANGOLARE ESTERNO OUTSIDE CORNER

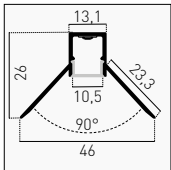


Aluminum		KPRCG-5123	92,25 €
IP20	3 m KIT	10,5 mm SPACE FOR STRIP	15 W/m DISSIPATION
		ALUMINUM	5 YEARS
<div style="display: flex; justify-content: space-between; align-items: center;"> INCLUDED <div style="display: flex; align-items: center;"> OPAL COVER CAPS </div> </div>			

OPTIONAL

Cap	5 pz			KPRCG-5123-CAP	2,50 €
		Forati With hole		KPRCG-5123-CAPH	

ANGOLARE INTERNO INSIDE CORNER



Aluminum		KPRCG-4626	70,00 €
IP20	3 m KIT	10,5 mm SPACE FOR STRIP	15 W/m DISSIPATION
		ALUMINUM	5 YEARS
<div style="display: flex; justify-content: space-between; align-items: center;"> INCLUDED <div style="display: flex; align-items: center;"> OPAL COVER CAPS </div> </div>			

OPTIONAL

Cap	5 pz			KPRCG-4626-CAP	2,50 €
		Forati With hole		KPRCG-4626-CAPH	

Profili in alluminio per installazioni a scomparsa su cartongesso. Assicurano un'installazione professionale e una distribuzione uniforme della luce. Il kit da 3 metri include una cover bianca opale e tappi.

Aluminum profiles for concealed installation on plasterboard. They ensure a professional installation and uniform light distribution. The 3 meter kit includes an opal white cover and caps.



COMPATIBILITY

	ACCÈNTO PRO			ACCÈNTO		
	CLASSIC	FILO LUCE	COB	CLASSIC	RGB+W	230 V
KPRCG-5314	✓	✓	✓	✓	-	-
KPRCG-5123	✓	✓	✓	✓	-	-
KPRCG-4626	✓	✓	✓	✓	-	-

TECHNICAL INDOOR

INDOOR

INDUSTRIAL

TECHNICAL OUTDOOR

OUTDOOR

SOLAR

WORK

SORGENTI

KPRS-1708N



KPRS-1611B



KPRSL-5709

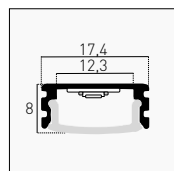


KPRAN-1818N



PROFILI IN ALLUMINIO SUPERFICIE

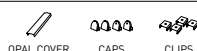
SURFACE



Aluminum		KPRS-1708	15,00 €
White		KPRS-1708B	20,00 €
Black		KPRS-1708N	25,00 €

IP20 2 m 12,3 mm 15 W/m 5
⚡ KIT SPACE FOR STRIP DISSIPATION ALUMINUM YEARS

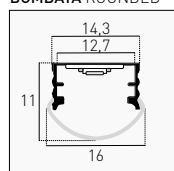
INCLUDED



OPTIONAL

Cover	1 pz	Opal Black		PRCN-1708N	12,00 €
		Transparent		PRCV-1708	5,50 €
		Opal		PRCO-1708	5,00 €
Cap	5 pz	-		KPRS-1708-CAP	2,20 €
		Forati With hole		KPRS-1708-CAPH	2,50 €
Clip	10 pz	Fissaggio Fixing		KPRS-1708-CLIP	4,00 €

BOMBATA ROUNDED



Aluminum		KPRS-1611	15,50 €
White		KPRS-1611B	21,00 €
Black		KPRS-1611N	

IP20 2 m 12,7 mm 15 W/m 5
⚡ KIT SPACE FOR STRIP DISSIPATION ALUMINUM YEARS

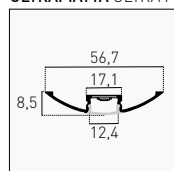
INCLUDED



OPTIONAL

Cover	1 pz	Opal Black		PRCN-1611N	11,00 €
		Opal		PRCO-1611	5,00 €
Cap	5 pz	-		KPRS-1611-CAP	2,20 €
		Forati With hole		KPRS-1611-CAPH	2,50 €
Clip	10 pz	Fissaggio Fixing		KPRS-1611-CLIP	4,00 €

ULTRAPIATTA ULTRA FLAT



Aluminum		KPRSL-5709	34,00 €
----------	--	-------------------	---------

IP20 2 m 12,4 mm 15 W/m 5
⚡ KIT SPACE FOR STRIP DISSIPATION ALUMINUM YEARS

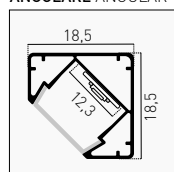
INCLUDED



OPTIONAL

Cap	5 pz	-		KPRSL-5709-CAP	3,50 €
		Forati With hole		KPRSL-5709-CAPH	
Clip	10 pz	Fissaggio Fixing		KPRSL-5709-CLIP	15,00 €

ANGOLARE ANGULAR



Aluminum		KPRAN-1818	20,00 €
White		KPRAN-1818B	24,50 €
Black		KPRAN-1818N	37,50 €

IP20 2 m 12,3 mm 15 W/m 5
⚡ KIT SPACE FOR STRIP DISSIPATION ALUMINUM YEARS

INCLUDED



OPTIONAL

Cover	1 pz	Opal Black		PRCN-1818N	11,00 €
		Transparent		PRCV-1818	5,50 €
		Opal		PRCO-1818	5,00 €
Cap	5 pz	-		KPRAN-1818-CAP	2,20 €
		Forati With hole		KPRAN-1818-CAPH	2,50 €
Clip	10 pz	Fissaggio Fixing		KPRAN-1818-CLIP	4,00 €


Profili in alluminio da superficie per strisce LED. Assicurano un'installazione professionale e una distribuzione uniforme della luce. Il kit da 2 metri include una cover bianca opale e accessori di montaggio.

Surface aluminum profiles for LED strips. They ensure a professional installation and uniform light distribution. The 2 meter kit includes an opal white cover and installation accessories.

COMPATIBILITY

	ACCÈNTO PRO			ACCÈNTO		
	CLASSIC	FILO LUCE	COB	CLASSIC	RGB+W	230 V
KPRS-1708	✓	✓	✓	✓	-	-
KPRS-1611	✓	✓	✓	✓	✓	-
KPRSL-5709	✓	✓	✓	✓	-	-
KPRAN-1818	✓	✓	✓	✓	-	-

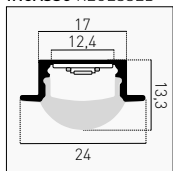
KPRI40G-2413



KPRS40G-1713



INCASSO RECESSED



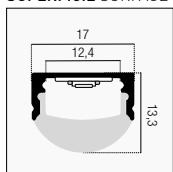
Aluminum		KPRI40G-2413	31,00 €				
IP20	40°	2 m	12,4 mm		15 W/m		5
		KIT	SPACE FOR STRIP		DISSIPATION	ALUMINUM	YEARS

INCLUDED OPAL COVER CAPS

OPTIONAL

Cap	5 pz	-	KPRI40G-2413-CAP	2,20 €
		Forati With hole	KPRI40G-2413-CAPH	2,50 €

SUPERFICIE SURFACE



Aluminum		KPRS40G-1713	25,00 €				
IP20	40°	2 m	12,4 mm		15 W/m		5
		KIT	SPACE FOR STRIP		DISSIPATION	ALUMINUM	YEARS

INCLUDED OPAL COVER CAPS CLIPS

OPTIONAL

Cap	5 pz	-	KPRS40G-1713-CAP	2,20 €
		Forati With hole	KPRS40G-1713-CAPH	2,50 €
Clip	10 pz	Fissaggio Fixing	KPRS40G-1713-CLIP	4,50 €

TECHNICAL INDOOR

INDOOR

INDUSTRIAL

TECHNICAL OUTDOOR

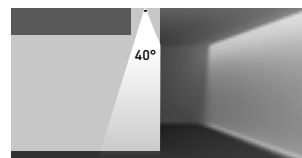
OUTDOOR

SOLAR

WORK

SORGENTI

INSTALLATION



PERFETTO PER CREARE UN EFFETTO WALLWASHER
PERFECT FOR WALLWASHER EFFECT

COMPATIBILITY

	ACCÈNTO PRO			ACCÈNTO		
	CLASSIC	FILO LUCE	COB	CLASSIC	RGB+W	230 V
KPRI40G-2413	✓	✓	✓	✓	✓	-
KPRS40G-1713	✓	✓	✓	✓	✓	-

Profili in alluminio con speciale cover per concentrare la luce in un fascio ristretto permettendogli di raggiungere una maggiore distanza.

Aluminum profiles with special cover to concentrate the light in a narrow beam allowing it to reach a greater distance.



KPRCA-2711



KPRBS-1468



KPRVE-4217

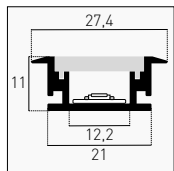


KPRS-3537

PROFILI IN ALLUMINIO SPECIALI

SPECIAL

CALPESTABILE WALKABLE



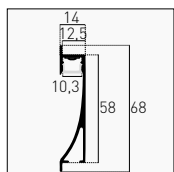
Aluminum		KPRCA-2711	33,75 €	
IP20	2 m	12,2 mm	15 W/m	5
	KIT	SPACE FOR STRIP	DISSIPATION	ALUMINUM YEARS

INCLUDED

OPTIONAL

Cap	5 pz	-	KPRCA-2711-CAP	5,50 €
		Forati With hole	KPRCA-2711-CAPH	5,00 €

BATTISCOPA SKIRTING

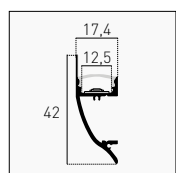


Aluminum		KPRBS-1468	115,00 €	
IP20	2 m	10,3 mm	15 W/m	5
	KIT	SPACE FOR STRIP	DISSIPATION	ALUMINUM YEARS

INCLUDED

OPTIONAL

Cap	5 pz	-	KPRBS-1468-CAP	7,00 €
		Forati With hole	KPRBS-1468-CAPH	7,20 €



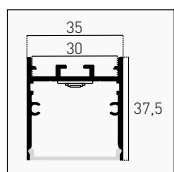
Aluminum		KPRVE-4217	49,00 €	
IP20	2 m	12,5 mm	15 W/m	5
	KIT	SPACE FOR STRIP	DISSIPATION	ALUMINUM YEARS

INCLUDED

OPTIONAL

Cap	5 pz	-	KPRVE-4217-CAP	7,50 €
		Forati With hole	KPRVE-4217-CAPH	8,90 €
Clip	10 pz	Fissaggio Fixing	KPRVE-4217-CLIP	15,00 €

SOSPENSIONE SUSPENSION



Aluminum		KPRS-3537	112,50 €	
White		KPRS-3537B	130,00 €	
IP20	2 m	30 mm	15 W/m	5
	KIT	SPACE FOR STRIP	DISSIPATION	ALUMINUM YEARS

INCLUDED

OPTIONAL

Cover	1 pz	Opal	PRCO-3537	16,50 €
Cap	5 pz	-	KPRS-3537-CAP	11,00 €
		Forati With hole	KPRS-3537-CAPH	11,50 €
Clip	10 pz	Fissaggio Fixing	KPRS-3537-CLIP	15,00 €

COMPATIBILITY

Profili in alluminio per strisce LED adatti per installazioni speciali e professionali. Assicurano una distribuzione uniforme e precisa della luce.

Aluminum profiles for LED strips suitable for special and professional installations. They ensure a uniform and precise distribution of light.

	ACCENTO PRO			ACCENTO		
	CLASSIC	FILO LUCE	COB	CLASSIC	RGB+W	230 V
KPRCA-2711	✓	✓	✓	✓	✓	-
KPRBS-1468	-	-	✓	✓	-	-
KPRVE-4217	✓	✓	✓	✓	✓	-
KPRS-3537	✓	✓	✓	✓	✓	✓

KPRSC-6528



KPRSC-8050

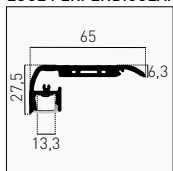


SCALE

STAIRS

OPTIONAL

LUCE PERPENDICOLARE PERPENDICULAR LIGHT

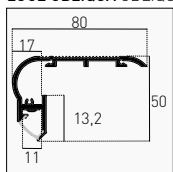


Aluminum		KPRSC-6528	62,50 €
IP20	1,5 m	13,3 mm	15 W/m
	KIT	SPACE FOR STRIP	DISSIPATION
		ALUMINUM	5 YEARS
INCLUDED			
		OPAL COVER	CAPS

Cap	5 pz	-	KPRSC-6528-CAP	4,50 €
		Forati With hole	KPRSC-6528-CAPH	3,80 €

OPTIONAL

LUCE OBLIQUA OBLIQUE LIGHT



Aluminum		KPRSC-8050	82,50 €
IP20	1,5 m	11 mm	15 W/m
	KIT	SPACE FOR STRIP	DISSIPATION
		ALUMINUM	5 YEARS
INCLUDED			
		OPAL COVER	CAPS

Cap	5 pz	-	KPRSC-8050-CAP	4,50 €
		Forati With hole	KPRSC-8050-CAPH	3,80 €

TECHNICAL NOTES



SCANALATURA ANTISCIVOLO PRESENTE SULLA SUPERFICIE
ANTI-SLIP GROOVE ON THE SURFACE

COMPATIBILITY

	ACCÈNTO PRO			ACCÈNTO		
	CLASSIC	FILO LUCE	COB	CLASSIC	RGB+W	230 V
KPRSC-6528	✓	✓	✓	✓	✓	-
KPRSC-8050	✓	✓	✓	✓	-	-

Profili in alluminio per strisce LED adatti per installazioni su scale. Presentano una pratica scanalatura antiscivolo per la massima sicurezza.

Aluminum profiles for LED strips suitable for stair installations. practical non-slip groove for maximum safety.

TECHNICAL INDOOR

INDOOR

INDUSTRIAL

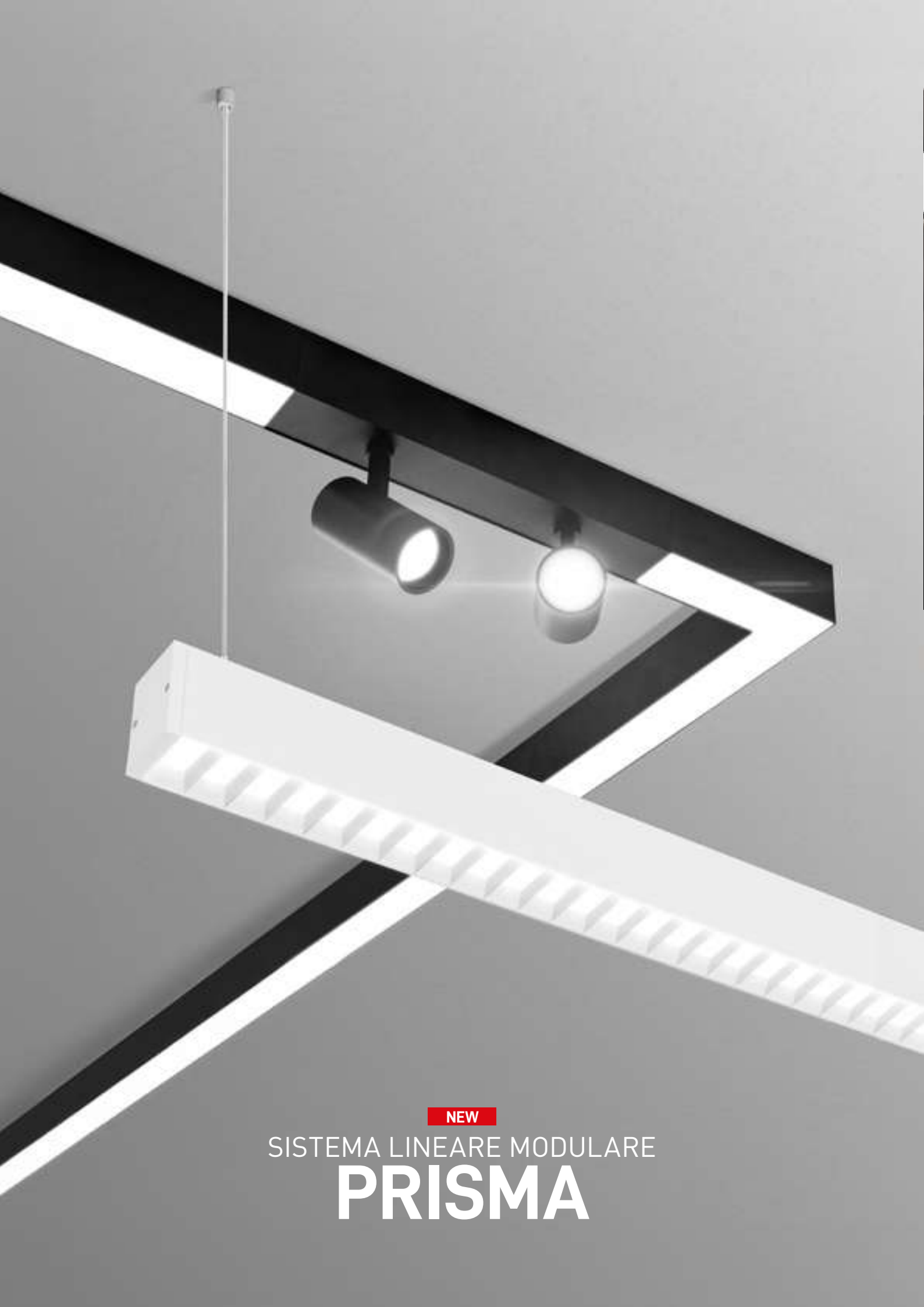
TECHNICAL OUTDOOR

OUTDOOR

SOLAR

WORK

SORGENTI



NEW

SISTEMA LINEARE MODULARE

PRISMA



TECHNICAL INDOOR

INDOOR

INDUSTRIAL

TECHNICAL OUTDOOR



OUTDOOR

SOLAR

WORK

SORGENTI

NEW

SISTEMA LINEARE MODULARE

PRISMA

DIMMABLE - TRICOLOR - CRI 90

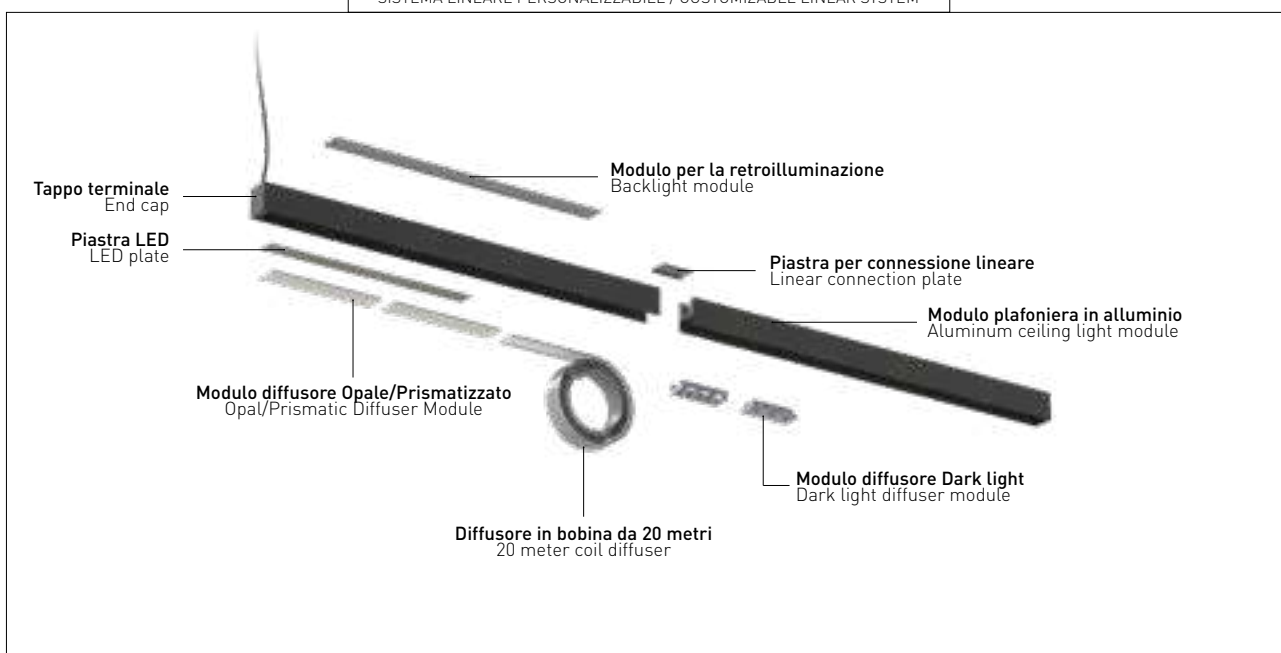
PRISMA è il sistema lineare modulare di illuminazione d'avanguardia, progettato per offrire massima versatilità e personalizzazione grazie ai moduli di diversa tipologia, lunghezza e potenza, con colore luce selezionabile, disponibili anche in versione DALI2. I diffusori opale, prismatico e dark light sono intercambiabili, e per le installazioni più estese sono disponibili nella versione opale e prismatico in bobine da 20 metri.

Grazie ai connettori a L, T o X, si possono creare composizioni diverse, inoltre, integrando il modulo retroilluminato, è possibile ottenere una luce diffusa a biemissione. Il sistema infine comprende moduli Spotlight con 1, 2 o 3 faretti e accessori per installazioni a sospensione, a parete/superficie o ad incasso.

PRISMA is the cutting-edge modular linear lighting system, designed to offer maximum versatility and customization thanks to modules of different types, lengths and power, with selectable light color, also available in the DALI2 version. The opal, prismatic and dark light diffusers are interchangeable, and for larger installations they are available in the opal and prismatic version in 20-meter reels.

Thanks to the L, T or X connectors, different compositions can be created, furthermore, by integrating the backlit module, it is possible to obtain a diffused double-emission light. Finally, the system includes Spotlight modules with 1, 2 or 3 lights and accessories for suspended, wall/surface or recessed installations.

SISTEMA LINEARE PERSONALIZZABILE / CUSTOMIZABLE LINEAR SYSTEM



TECHNICAL NOTES


COMPLIANCE

EMC DIRECTIVE 2014/30/EU | EN IEC 55015:2019/A11:2020 | EN IEC 61000-3-2:2019+A1:2021
EN 61000-3-3:2013+A1:2019+A2:2021 | EN 61547:2009

LVD DIRECTIVE 2014/35/EU | IEC 60598-2-1:2021 | IEC 60598-1:2021 | IEC TR 62778: 2014 | IEC 62031:2020 | IEC 62493:2015

ROHS DIRECTIVE 2011/65/CE | IEC 62321-1:2013 | IEC 62321-2:2021 | IEC 62321-3-1:2013 | IEC 62321-5:2013
IEC 62321-4:2013+AMD1:2017 CSV | IEC 62321-7-2:2017 | IEC 62321-8:2017

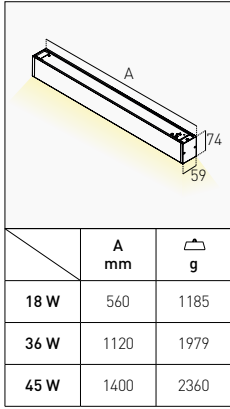
APPLIANCE COUPLERS FOR HOUSEHOLD AND SIMILAR GENERAL PURPOSES | IEC 60320-1:2001+A:2007



REGOLAZIONE DEL COLORE LUCE TRAMITE SELETTORE
LIGHT COLOR ADJUSTMENT BY SELECTOR

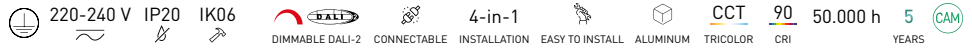


MODULO PLAFONIERA CEILING LIGHT MODULE



SOURCE

18 W	2.520 lm	White □ - 3000 K - 4000 K - 5000 K	PRIS-1860BI <small>NEW</small>	115,00 €
		Black ■ - 3000 K - 4000 K - 5000 K	PRIS-1860NE <small>NEW</small>	
36 W	5.040 lm	White □ - 3000 K - 4000 K - 5000 K	PRIS-36120BI <small>NEW</small>	169,00 €
		Black ■ - 3000 K - 4000 K - 5000 K	PRIS-36120NE <small>NEW</small>	
45 W	6.300 lm	White □ - 3000 K - 4000 K - 5000 K	PRIS-45150BI <small>NEW</small>	199,00 €
		Black ■ - 3000 K - 4000 K - 5000 K	PRIS-45150NE <small>NEW</small>	
		White □ DALI-2 3000 K - 4000 K - 5000 K	PRISD-45150BI <small>NEW</small>	275,00 €
Black ■ DALI-2 3000 K - 4000 K - 5000 K	PRISD-45150NE <small>NEW</small>			



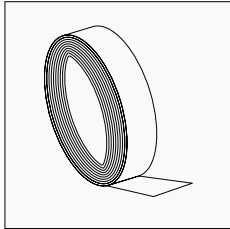
REQUIRED

DA COMPLETARE CON DIFFUSORE TO COMPLETE WITH DIFFUSER

Opal □			Prismatic ▨			Dark Light ▨▨▨▨▨▨		
△ 105°			△ 90°			△ 75°		
56 cm	112 cm	140 cm	56 cm	112 cm	140 cm	56 cm	112 cm	140 cm
PRIS-600P <small>NEW</small>	PRIS-1200P <small>NEW</small>	PRIS-1500P <small>NEW</small>	PRIS-60PR <small>NEW</small>	PRIS-120PR <small>NEW</small>	PRIS-150PR <small>NEW</small>	PRIS-60DK <small>NEW</small>	PRIS-120DK <small>NEW</small>	PRIS-150DK <small>NEW</small>
4,00 €	8,00 €	10,00 €	6,00 €	12,00 €	15,00 €	13,00 €	26,00 €	32,00 €



DIFFUSORE IN BOBINA COIL DIFFUSER



20 mt	△ 105°	Opal □	PRIS-CROLOP <small>NEW</small>	139,00 €
	△ 90°	Prismatic ▨	PRIS-CROLPR <small>NEW</small>	199,00 €



TECHNICAL NOTES



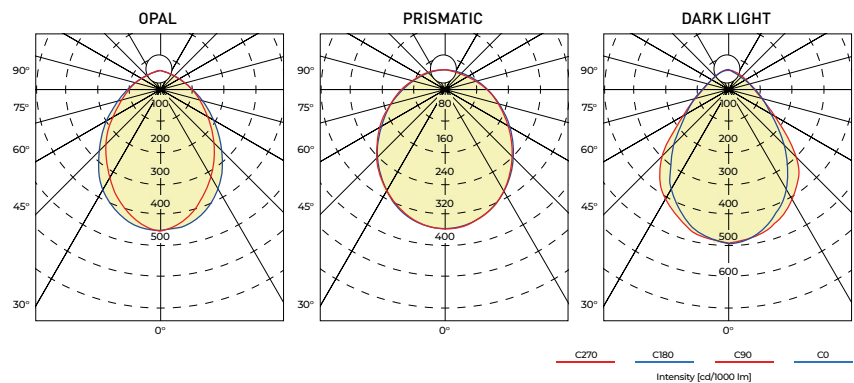
DIFFUSORE IN BOBINA DA 20 METRI PER LE INSTALLAZIONI LINEARI PIÙ ESTESE
20 METERS COIL DIFFUSER FOR MOST EXTENSIVE LINEAR INSTALLATIONS

CONICAL DIAGRAM


140 cm - Illuminance (lx)

	Opal	Prismatic	Dark
0,5 m	550	1288	1442
1 m	137	322	360
1,5 m	61	143	160
2 m	34	80	90
2,5 m	22	52	58
3 m	15	36	40

POLAR DIAGRAM






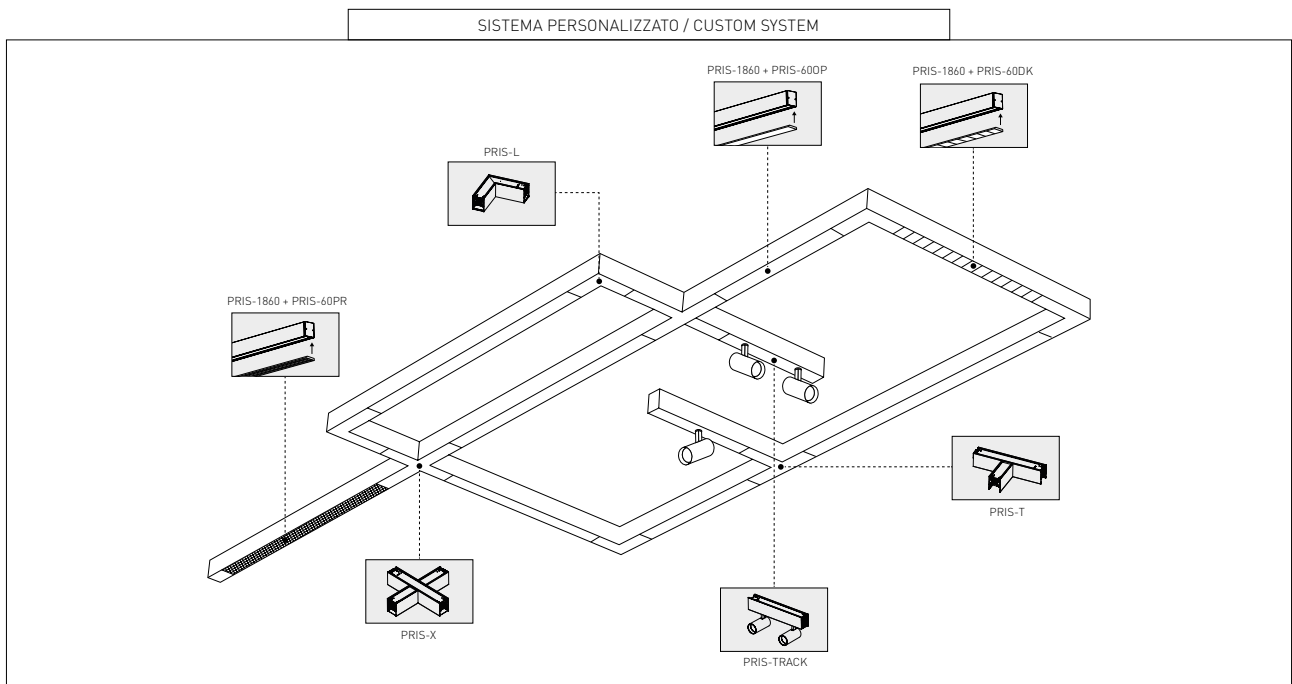
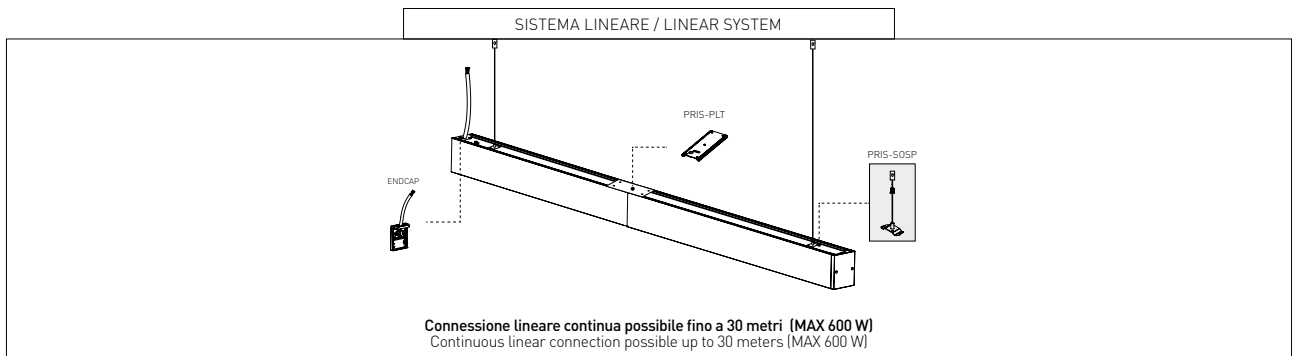


NEW

SISTEMA LINEARE MODULARE

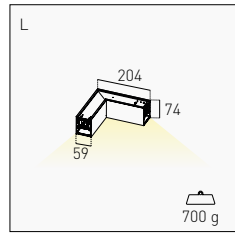
PRISMA

DIMMABLE - TRICOLOR - CRI 90

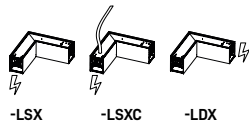


Sistema brevettato di aggancio semplice e rapido per la connessione da 1 fino a 4 moduli plafoniera tramite moduli connettori opzionali.
Patented simple and quick attachment system for connecting 1 to 4 ceiling light modules with connector optional modules.

MODULO CONNETTORE L L CONNECTOR MODULE



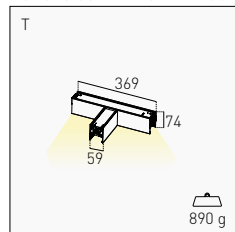
POWER SIDE



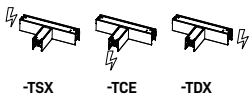
SOURCE		POWER	DIMMABLE					
10 W	1.400 lm	Sinistra Left	White <input type="checkbox"/>	-	3000 - 4000 - 5000 K	PRIS-LSXBI <small>NEW</small>	99,00 €	
			Black <input checked="" type="checkbox"/>	-	3000 - 4000 - 5000 K	PRIS-LSXNE <small>NEW</small>		
			White <input type="checkbox"/>	DALI-2	3000 - 4000 - 5000 K	PRISD-LSXBI <small>NEW</small>	154,50 €	
			Black <input checked="" type="checkbox"/>	DALI-2	3000 - 4000 - 5000 K	PRISD-LSXNE <small>NEW</small>		
			Sinistra cablato / Left with cable	White <input type="checkbox"/>	-	3000 - 4000 - 5000 K	PRIS-LSXCBI <small>NEW</small>	99,00 €
				Black <input checked="" type="checkbox"/>	-	3000 - 4000 - 5000 K	PRIS-LSXCNE <small>NEW</small>	
		White <input type="checkbox"/>		DALI-2	3000 - 4000 - 5000 K	PRISD-LSXCBI <small>NEW</small>	154,50 €	
		Black <input checked="" type="checkbox"/>		DALI-2	3000 - 4000 - 5000 K	PRISD-LSXCNE <small>NEW</small>		
		Destra Right		White <input type="checkbox"/>	-	3000 - 4000 - 5000 K	PRIS-LDXBI <small>NEW</small>	99,00 €
				Black <input checked="" type="checkbox"/>	-	3000 - 4000 - 5000 K	PRIS-LDXNE <small>NEW</small>	
			White <input type="checkbox"/>	DALI-2	3000 - 4000 - 5000 K	PRISD-LDXBI <small>NEW</small>	154,50 €	
			Black <input checked="" type="checkbox"/>	DALI-2	3000 - 4000 - 5000 K	PRISD-LDXNE <small>NEW</small>		

220-240 V IP20 IK06 DIMMABLE DALI-2 CONNECTABLE EASY TO INSTALL ALUMINUM CCT 90 50.000 h 5 YEARS CAM

MODULO CONNETTORE T T CONNECTOR MODULE



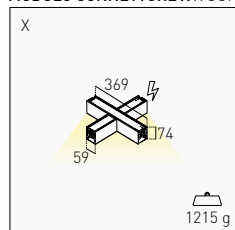
POWER SIDE



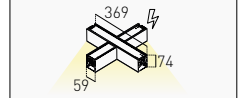
SOURCE		POWER	DIMMABLE					
14 W	1.960 lm	Sinistra Left	White <input type="checkbox"/>	-	3000 - 4000 - 5000 K	PRIS-TSXBI <small>NEW</small>	135,00 €	
			Black <input checked="" type="checkbox"/>	-	3000 - 4000 - 5000 K	PRIS-TSXNE <small>NEW</small>		
		Centro Center	White <input type="checkbox"/>	-	3000 - 4000 - 5000 K	PRIS-TCEBI <small>NEW</small>		135,00 €
			Black <input checked="" type="checkbox"/>	-	3000 - 4000 - 5000 K	PRIS-TCENE <small>NEW</small>		
		Destra Right	White <input type="checkbox"/>	-	3000 - 4000 - 5000 K	PRIS-TDXBI <small>NEW</small>		135,00 €
			Black <input checked="" type="checkbox"/>	-	3000 - 4000 - 5000 K	PRIS-TDXNE <small>NEW</small>		

220-240 V IP20 IK06 CONNECTABLE EASY TO INSTALL ALUMINUM CCT 90 50.000 h 5 YEARS CAM

MODULO CONNETTORE X X CONNECTOR MODULE



POWER SIDE



SOURCE		POWER	DIMMABLE			
18 W	2.520 lm	White <input type="checkbox"/>	-	3000 - 4000 - 5000 K	PRIS-XBI <small>NEW</small>	169,00 €
		Black <input checked="" type="checkbox"/>	-	3000 - 4000 - 5000 K	PRIS-XNE <small>NEW</small>	

220-240 V IP20 IK06 CONNECTABLE EASY TO INSTALL ALUMINUM CCT 90 50.000 h 5 YEARS CAM

REQUIRED

DA COMPLETARE CON DIFFUSORE TO COMPLETE WITH DIFFUSER

Opal			Prismatic			Dark Light		
105°			90°			75°		
L	T	X	L	T	X	L	T	X
PRIS-LCOP <small>NEW</small>	PRIS-TCOP <small>NEW</small>	PRIS-XCOP <small>NEW</small>	PRIS-LCPR <small>NEW</small>	PRIS-TCPR <small>NEW</small>	PRIS-XCPR <small>NEW</small>	PRIS-LCDK <small>NEW</small>	PRIS-TCDK <small>NEW</small>	PRIS-XCDK <small>NEW</small>
7,00 €	8,00 €	9,00 €	7,00 €	8,00 €	9,00 €	15,00 €	18,00 €	21,00 €

EASY TO INSTALL PC 5 YEARS

TECHNICAL INDOOR

INDOOR

INDUSTRIAL

TECHNICAL OUTDOOR

OUTDOOR

SOLAR

WORK

SORGENTI



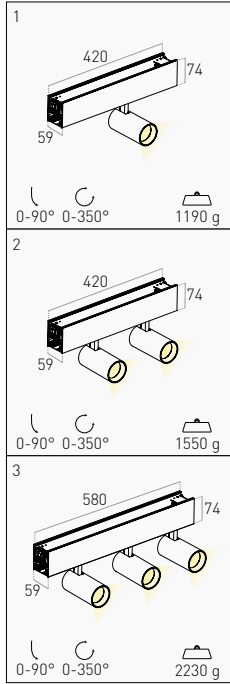
NEW

SISTEMA LINEARE MODULARE

PRISMA



MODULO SPOTLIGHT
SPOTLIGHT MODULE



		SOURCE		OUTPUT					
1 Spot	15 W	1.500 lm	1.200 lm	White □	3000 K - 4000 K - 5000 K	PRIS-TRACK1BI <small>NEW</small>	165,00 €	5	CAM
				Black ■	3000 K - 4000 K - 5000 K	PRIS-TRACK1NE <small>NEW</small>			
2 Spot	30 W	3.000 lm	2.400 lm	White □	3000 K - 4000 K - 5000 K	PRIS-TRACK2BI <small>NEW</small>	220,00 €	5	CAM
				Black ■	3000 K - 4000 K - 5000 K	PRIS-TRACK2NE <small>NEW</small>			
3 Spot	45 W	4.500 lm	3.600 lm	White □	3000 K - 4000 K - 5000 K	PRIS-TRACK3BI <small>NEW</small>	315,00 €	5	CAM
				Black ■	3000 K - 4000 K - 5000 K	PRIS-TRACK3NE <small>NEW</small>			

220-240 V IP20 IK06 36°

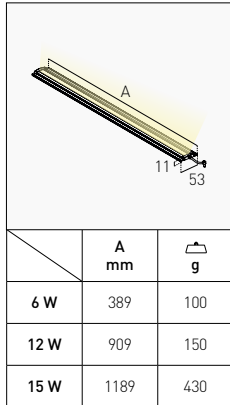
EASY TO INSTALL ALUMINUM CCT 90 50.000 h 5 YEARS CAM

TECHNICAL NOTES



INCLINABILE 90° E RUOTABILE SU ASSE 350°
TILTABLE 90° AND ROTATABLE ON AXIS 350°

MODULO PER LA RETROILLUMINAZIONE
BACKLIGHT MODULE



		OUTPUT							
Plug 3,5 mm	6 W	660 lm	Black ■	3000 K - 4000 K - 5000 K	PRIS-BACK60 <small>NEW</small>	20,00 €	5	CAM	
	12 W	1.320 lm	Black ■	3000 K - 4000 K - 5000 K	PRIS-BACK120 <small>NEW</small>	36,00 €			
	15 W	1.650 lm	Black ■	3000 K - 4000 K - 5000 K	PRIS-BACK150 <small>NEW</small>	44,00 €			

36 V IP20 IK06 100°

DIMMABLE DALI-2* EASY TO INSTALL ALUMINUM CCT 90 50.000 h 5 YEARS CAM

TECHNICAL NOTES

*DIMMERABILE ESCLUSIVAMENTE CON IL MODULO PLAFONIERA DALI-2
DIMMABLE EXCLUSIVELY WITH DALI-2 CEILING LIGHT MODULE

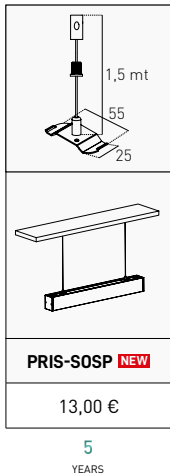
IL MODULO PER LA RETROILLUMINAZIONE MASSIMIZZA IL COMFORT VISIVO ATTRAVERSO UNA LUCE DIFFUSA E BILANCIATA, RIDUCENDO LA LUMINOSITÀ DIRETTA DI CIRCA IL 20% A FAVORE DI QUELLA INDIRETTA.
THE BACKLIGHT MODULE MAXIMIZES VISUAL COMFORT THROUGH DIFFUSED AND BALANCED LIGHT, REDUCING DIRECT BRIGHTNESS BY APPROXIMATELY 20% IN FAVOR OF INDIRECT BRIGHTNESS.

OPTIONAL

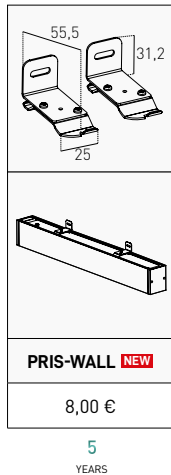
PIASTRA DI GIUNZIONE LINEARE
LINEAR JOINT PLATE



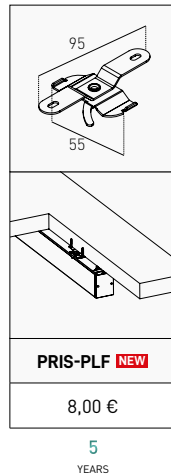
KIT SOSPENSIONE
SUSPENSION KIT



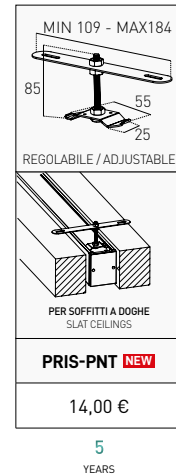
KIT PARETE
WALL KIT



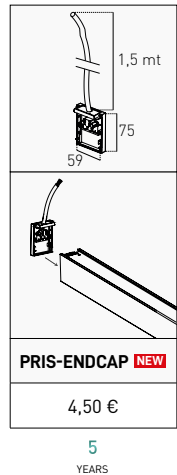
KIT PLAFONE
CEILING KIT



KIT STAFFA DA INCASSO
RECESSED BRACKET KIT



TAPPO TERMINALE AC
AC END CAP





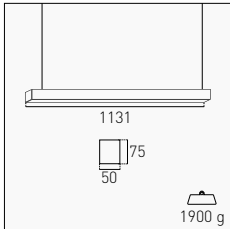
PLAFONIERA LINEARE

LINKY

PLAFONIERA LINEARE

LINKY

TRICOLOR - CRI 90



SOURCE		OUTPUT							
32 W	4.200 lm	2.980 lm	Aluminum		3000 K - 4000 K - 5700 K	LNK-321200	125,00 €		

200-240 V
 IP20
 90°

PRISMATIC PC DIFFUSER
 ALUMINUM
 CCT
 90 CRI
 60.000 h
 5 YEARS
 CAM

INCLUDED



INSTALLAZIONE A SOFFITTO O A SOSPENSIONE TRAMITE KIT INCLUSO
CEILING OR SUSPENDED INSTALLATION USING INCLUDED KIT

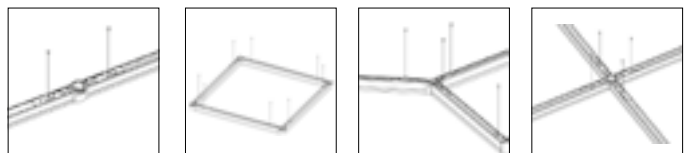
OPTIONAL

RACCORDO PER COLLEGAMENTO IN SERIE
JOINT FOR SERIES CONNECTION



Lineare Linear	Grey	LNKCNL	7,00 €
Snodato 2 vie 2-way articulated	Grey	LNKCN2	9,20 €
Snodato 4 vie 4-way articulated	Grey	LNKCN4	12,50 €

INSTALLATION



GRAZIE AI RACCORDI È POSSIBILE CREARE DIFFERENTI COMPOSIZIONI
JOINTS SUITABLE FOR MANY DIFFERENT COMPOSITIONS

Plafoniera da interno collegabile tramite raccordi di giunzione opzionali. Struttura in alluminio con diffusore in PC.

Indoor ceiling light linkable with optional junction connection. Aluminum structure with PC diffuser.

TECHNICAL INDOOR

INDOOR

INDUSTRIAL

TECHNICAL OUTDOOR

OUTDOOR

SOLAR

WORK

SORGENTI

NEW

PLAFONIERA LINEARE
SPEEDY



	A mm	g	Max
4 W	313	68	25 pz
8 W	573	106	12 pz
10 W	873	142	10 pz
14 W	1173	186	7 pz
18 W	1478	355	5 pz

OUTPUT				
4 W	400 lm	3000 K - 4000 K - 6500 K	SPD-043000	13,75 €
8 W	800 lm	3000 K - 4000 K - 6500 K	SPD-086000	18,00 €
10 W	1.000 lm	3000 K - 4000 K - 6500 K	SPD-109000 NEW	23,50 €
14 W	1.400 lm	3000 K - 4000 K - 6500 K	SPD-141200 NEW	27,25 €
18 W	1.850 lm	3000 K - 4000 K - 6500 K	SPD-181500	36,25 €

200-240 V IP20 120°

CCT TRICOLOR

OPTIONAL

CAVETTO DI RACCORDO FLESSIBILE
FLEXIBLE CONNECTION CABLE


RC-SPD	3,00 €
---------------	--------

INCLUDED

CAVO DA 1,5 METRI CON SPINA
1.5 METER CABLE WITH PLUG

CLIP DI FISSAGGIO
FIXING CLIPS

TECHNICAL NOTES



REGOLAZIONE DEL COLORE LUCE TRAMITE SELETTORE
COLOR TEMPERATURE ADJUSTMENT THROUGH SWITCH

Plafoniera innestabile l'una nell'altra a filo continuo. Luce funzionale di alta qualità.

Linkable ceiling light.
Functional high quality fixture.

PLAFONIERA LINEARE
STABILA



TECHNICAL INDOOR

INDOOR

INDUSTRIAL

TECHNICAL OUTDOOR

OUTDOOR

SOLAR

WORK

SORGENTI

	A mm	 g
19 W	600	367
36 W	1200	578
45 W	1500	783
60 W	1500	783

	SOURCE	OUTPUT			
19 W	2.300 lm	2.090 lm	3000 K	STB-186030	18,50 €
			4000 K	STB-186040	
36 W	4.400 lm	4.220 lm	3000 K	STB-361230	26,00 €
			4000 K	STB-361240	
45 W	5.780 lm	5.050 lm	3000 K	STB-451530	32,00 €
			4000 K	STB-451540	
60 W	7.290 lm	7.000 lm	4000 K	STB-601540	49,00 €

220-240 V
 IP20
 120°

3-in-1

 INSTALLATION EASY TO INSTALL PC DIFFUSER ALUMINUM

Plafoniera versatile ed elegante, caratterizzata da un corpo in alluminio di alta qualità. La sua installazione è semplice e può essere montata a soffitto, a parete o sospesa grazie all'opzionale kit di sospensione. Aggiunge un tocco di stile e illuminazione efficace a qualsiasi ambiente.

Versatile and elegant ceiling light, characterized by a high-quality aluminum body. Its installation is simple and can be mounted on the ceiling, on the wall, or suspended using the optional suspension kit. It adds a touch of style and effective illumination to any environment.

INCLUDED



KIT INSTALLAZIONE A SOFFITTO O A PARETE
CEILING OR WALL INSTALLATION KIT

OPTIONAL PAG. 46



KIT INSTALLAZIONE A SOSPENSIONE
SUSPENSION INSTALLATION KIT

KIT-PQ40 10,00 €



NEW

PLAFONIERA

PRATIKA PRO



TECHNICAL INDOOR

INDOOR

INDUSTRIAL

TECHNICAL OUTDOOR

OUTDOOR

SOLAR

WORK

SORGENTI



NEW

PLAFONIERA

PRATIKA PRO

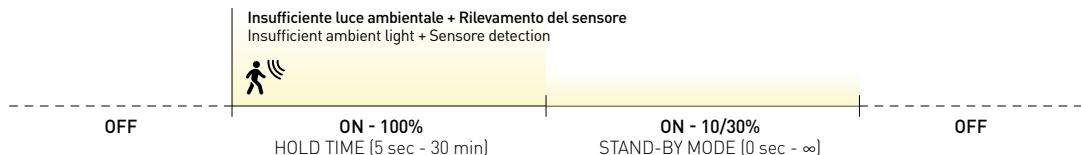
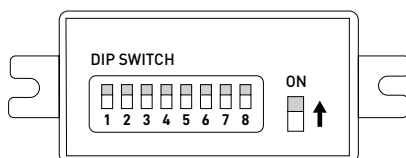
IP65 - TRICOLOR - SENSOR - EMERGENCY - ALL-IN-ONE

Plafoniera con sensore IP65, versatile e resistente. Disponibile in versione standard, con sensore a microonde e crepuscolare oppure all-in-one (emergenza + sensori). Presenta un driver con dip-switch per personalizzare le varie funzionalità. Questa flessibilità la rende perfetta per applicazioni industriali, commerciali e residenziali come: magazzini, condomini, negozi e zone di passaggio, garantendo un'illuminazione funzionale ed efficiente.

Ceiling light with sensor, IP65, versatile and resistant. Available in standard version, with microwave and twilight sensor or all-in-one (emergency + sensors). It features a driver with dip-switch to customize the various features. This flexibility makes it perfect for industrial, commercial and residential applications such as: warehouses, condominiums, shops and passage areas, guaranteeing adaptable and efficient lighting.

SENSOR FOCUS

Per attivare le funzioni del sensore, è necessario collegare il connettore che di default è scollegato.
To activate the sensor functions, you need to connect the connector which is disconnected by default.



DETECTION AREA

1	ON	100%
-	-	50%

HOLD TIME

2	3	5 Sec
ON	ON	5 Min
ON	-	10 Min
-	ON	30 Min
-	-	30 Min

DAYLIGHT SENSOR

4	5	30 Lx
ON	ON	50 Lx
ON	-	100 Lx
-	ON	Disab.
-	-	Disab.

STAND-BY MODE

6	7	0 Sec
ON	ON	3 Min
ON	-	10 Min
-	ON	∞
-	-	∞

STAND-BY DIMMING

8	30%	4,8 W
ON	10%	1,6 W
-	-	-

DETECTION AREA

Una sensibilità del 100% rileva ogni movimento nel raggio di azione di 6 metri e 120°, mentre al 50% minimizza le false accensioni.
A sensitivity of 100% detects every movement within a 120° and 6 meters range, while at 50% it minimizes false activations.

HOLD TIME

Periodo di accensione al 100%. Inizia al rilevamento del sensore e termina con il passaggio alla modalità stand-by (da 5 sec a 30 min).
Full power on period. Starts with a sensor detection and ends with a switch to stand-by mode (5 sec to 30 min).

DAYLIGHT SENSOR

Sensore che inibisce l'accensione quando la luce ambientale è al di sopra della soglia prescetta (30 - 100 lux).
Sensor that inhibits ignition when the ambient light is above the chosen threshold (30 - 100 lux).

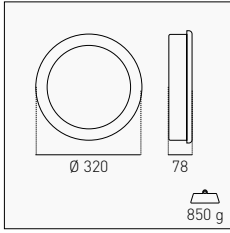
STAND-BY MODE

Periodo di accensione in modalità ridotta. Termina con lo spegnimento completo. Se impostato su ∞, rimane in stand-by fino a nuovo rilevamento. (0 sec, 3 min, 10 min e tempo infinito).
Reduced mode switch-on period. Ends with complete shutdown. If set to ∞, it remains on stand-by until detected again. (0 sec, 3 min, 10 min and infinite time).

STAND-BY DIMMING

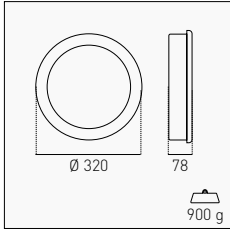
Regolazione dell'intensità luminosa della luce per la modalità stand by.
Adjustment of the light intensity for stand by mode.

STANDARD



SOURCE		OUTPUT							
16 W	2.050 lm	1.600 lm	Standard	3000 K - 4000 K - 6500 K	PRKP-163200 NEW	45,00 €			
220-240 V	IP65	IK06	120°		OPAL PMMA	PC	30.000 h	CCT	3
								TRICOLOR	YEARS

SENSOR



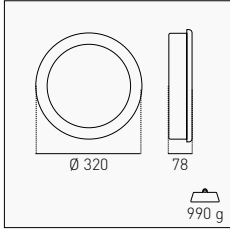
SOURCE		OUTPUT							
16 W	2.050 lm	1.600 lm	Sensor	3000 K - 4000 K - 6500 K	PRKPS-163200 NEW	65,00 €			
220-240 V	IP65	IK06	120°	MICROWAVE SENSOR	CONDOMINIUM FUNC.	LIGHT SENSOR	OPAL PMMA	PC	30.000 h
									CCT 3
									TRICOLOR YEARS

TECHNICAL NOTES

FUNZIONE CONDOMINIO: LA PLAFONIERA RIDUCE L'INTENSITÀ LUMINOSA QUANDO È ATTIVA LA MODALITÀ STAND-BY
CONDOMINIUM FUNCTION: THE CEILING LIGHT REDUCES THE LIGHT INTENSITY WHEN THE STAND-BY PERIOD IS ACTIVE

LE FUNZIONALITÀ DEL SENSORE POSSONO ESSERE PROGRAMMATE SECONDO LE ESIGENZE O DISATTIVATE TRAMITE CONNETTORE
SENSOR FUNCTIONS CAN BE PROGRAMMED ACCORDING TO NEEDS OR DEACTIVATED VIA CONNECTOR

ALL-IN-ONE
SENSOR + EMERGENCY



SOURCE		OUTPUT							
16 W	2.050 lm	1.600 lm	Sensor + Emergency	3000 K - 4000 K - 6500 K	PRKPES-163200 NEW	95,00 €			
220-240 V	IP65	IK06	120°	EMERGENCY	MICROWAVE SENSOR	CONDOMINIUM FUNC.	LIGHT SENSOR	OPAL PMMA	PC
				3 h					30.000 h
									CCT 3
									TRICOLOR YEARS

TECHNICAL NOTES

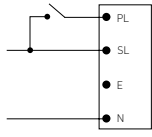
FUNZIONE CONDOMINIO: LA PLAFONIERA RIDUCE L'INTENSITÀ LUMINOSA QUANDO È ATTIVA LA MODALITÀ STAND-BY
CONDOMINIUM FUNCTION: THE CEILING LIGHT REDUCES THE LIGHT INTENSITY WHEN THE STAND-BY PERIOD IS ACTIVE

LE FUNZIONALITÀ DEL SENSORE POSSONO ESSERE PROGRAMMATE SECONDO LE ESIGENZE O DISATTIVATE TRAMITE CONNETTORE
SENSOR FUNCTIONS CAN BE PROGRAMMED ACCORDING TO NEEDS OR DEACTIVATED VIA CONNECTOR

EMERGENCY

IN MODALITÀ EMERGENZA LA PLAFONIERA EROGA 1 W E 80 LM. BATTERIA LIFEPO4 1500 MAH 3.2 V/DC.
IN EMERGENCY MODE THE CEILING LIGHT SUPPLIES 1 W AND 80 LM. LIFEPO4 1500 MAH 3.2 V/DC BATTERY.

EMERGENZA TIPO SA (PERMANENTE).
LA PLAFONIERA RIMANE ACCESA E CONTINUA AD ILLUMINARE PER 3 ORE ANCHE IN CASO DI MANCANZA RETE
ALWAYS ON EMERGENCY TYPE (PERMANENT).
CEILING LIGHT STAYS ON AND CONTINUES TO LIGHT UP 3 HOURS EVEN IN THE EVENT OF A POWER FAILURE.



OPTIONAL

RICAMBIO BATTERIA PRKPES
PRKPES SPARE BATTERY

Emergency	RBPRKPES NEW	29,00 €
-----------	----------------------------	---------

TECHNICAL NOTES

COMPLIANCE

EMC DIRECTIVE 2014/30/EU | EN IEC 55015:2019+A11:2020 | EN IEC 61000-3-2:2019+A1:2021
 EN 61000-3-3:2013+A1:2019+A2:2021 | EN 61547:2009

LVD DIRECTIVE 2014/35/EU | EN IEC 60598-2-1:2021 | EN IEC 60598-1:2021+A11:2022 | EN 62493:2015+A1:2022
 EN IEC 62031:2020+A11:2021 | EN 61347-1:2015+A1:2021 | EN 61347-2-13:2014+A1:2017

ROHS DIRECTIVE 2011/65/CE | EN 62321-1:2013 | EN IEC 62321-2:2021 | EN 62321-3-1:2014 | EN 62321-4:2014/A1:2017
 EN 62321-5:2014 | EN 62321-7-1:2015 | EN 62321-7-2:2017 | EN 62321-6:2015 | EN 62321-8:2017



REGOLAZIONE DEL COLORE LUCE TRAMITE SELETTORE
LIGHT COLOR ADJUSTMENT BY SELECTOR

TECHNICAL INDOOR
INDOOR
INDUSTRIAL
TECHNICAL OUTDOOR
OUTDOOR
SOLAR
WORK
SORGENTI

CELESTUR®



02



INDOOR

INDOOR

INDOOR

TECHNICAL INDOOR

INDOOR

INDUSTRIAL

TECHNICAL OUTDOOR

OUTDOOR

SOLAR

WORK

SORGENTI



PLAFONIERE

NEW

BLANCA LUXE

BLANCA PERLA

BLANCA SLIM



TRACK LIGHT

BINARY

CONNECTORS

REGIA MINI

REGIA SHOP GU10

REGIA SHOP 180

REGIA SHOP LINEARE



DECORATIVO

QUBE - RONDÒ

QUBE - RONDÒ - STYLO

ENFASI STYLO

ENFASI SQUARE

ENFASI ROUND

ESSENZA QUBE

ESSENZA RONDÒ

ESSENZA ORIENTABILE



GESSI

JESSY

KON170

ECLISSE

BOLLE250 - MIRO200 - DALI310

SOFFIO



NEW

PLAFONIERA DECORATIVA

BLANCA LUXE

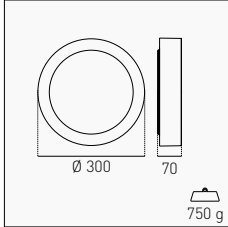
NEW

PLAFONIERA DECORATIVA

BLANCA LUXE

TRICOLOR

Ø 30 CM

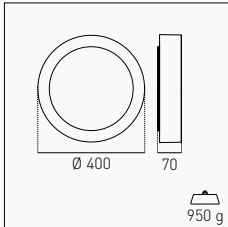


SOURCE	OUTPUT	FINISH			
17 W	2.200 lm	1.600 lm	Ice White	3000 K - 4000 K - 6500 K	BCL-1730BI NEW
			Mineral Corten	3000 K - 4000 K - 6500 K	BCL-1730CO NEW
			Sideral Grey	3000 K - 4000 K - 6500 K	BCL-1730GR NEW
			Astral Black	3000 K - 4000 K - 6500 K	BCL-1730NE NEW
			Desert Sand	3000 K - 4000 K - 6500 K	BCL-1730SA NEW
			Pastel Sage	3000 K - 4000 K - 6500 K	BCL-1730VE NEW
				49,00 €	

220-240 V IP20 120°

PC RING ABS DIFFUSER SPCC BODY TRICOLOR CCT

Ø 40 CM



SOURCE	OUTPUT	FINISH			
24 W	2.700 lm	2.250 lm	Ice White	3000 K - 4000 K - 6500 K	BCL-2440BI NEW
			Mineral Corten	3000 K - 4000 K - 6500 K	BCL-2440CO NEW
			Sideral Grey	3000 K - 4000 K - 6500 K	BCL-2440GR NEW
			Astral Black	3000 K - 4000 K - 6500 K	BCL-2440NE NEW
			Desert Sand	3000 K - 4000 K - 6500 K	BCL-2440SA NEW
			Pastel Sage	3000 K - 4000 K - 6500 K	BCL-2440VE NEW
				69,00 €	

220-240 V IP20 120°

PC RING ABS DIFFUSER SPCC BODY TRICOLOR CCT

INSTALLATION



PERFETTA PER INSTALLAZIONI A PARETE O SOFFITTO
PERFECT FOR WALL OR CEILING INSTALLATIONS

TECHNICAL NOTES




LUCE PERIMETRALE DECORATIVA CHE CONTORNA LA PLAFONIERA,
GARANTENDO UN EFFETTO VISIVO ELEGANTE E MODERNO
DECORATIVE PERIMETER LIGHT AROUND THE CEILING LIGHT,
TO REACH AN ELEGANT AND MODERN VISUAL EFFECT



REGOLAZIONE DEL COLORE LUCE TRAMITE SELETTORE
COLOR TEMPERATURE ADJUSTMENT THROUGH SWITCH

FOCUS

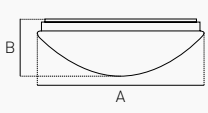


Plafoniera LED decorativa che unisce funzionalità ed eleganza. Ideale per qualsiasi ambiente interno, offre un'illuminazione uniforme e brillante. Il diffusore in ABS di alta qualità assicura una luce omogenea e priva di abbagliamento nella parte frontale ed un'elegante luce perimetrale sul retro. L'anello colorato, infine, aggiunge un tocco di stile distintivo, valorizzando ogni spazio con il suo design moderno.

Decorative LED ceiling light that combines functionality and elegance. Ideal for any interior environment, it offers uniform and bright lighting. The high-quality ABS diffuser ensures uniform and glare-free light on the front and an elegant perimeter light on the back. Finally, the colored ring adds a touch of distinctive style, enhancing any space with its modern design.




PLAFONIERA

BLANCA PERLA

	A mm	B mm	g g
14 W	Ø 265	100	297
20 W	Ø 290	100	406
24 W	Ø 345	100	520
32 W	Ø 375	110	700

	SOURCE	OUTPUT			
14 W	1.380 lm	1.100 lm	4000 K	BCP-122840	29,50 €
20 W	2.050 lm	1.520 lm	4000 K	BCP-183340	34,50 €
24 W	2.500 lm	1.800 lm	4000 K	BCP-243840	42,00 €
32 W	3.380 lm	2.240 lm	4000 K	BCP-323840	47,00 €

 220-240 V
  IP20
  180°

 
 PEARL WHITE PC

Plafoniera LED dal design moderno e finitura bianca perlata. Garantisce un flusso luminoso brillante ed uniforme. Adatta per l'illuminazione generale delle stanze, scale, ingressi e corridoi per un'illuminazione diffusa e coerente.

LED ceiling lamp with a modern design and pearly white finish. It guarantees a bright and uniform luminous flux. Suitable for general lighting of rooms, stairs, entrances, corridors for diffused and coherent lighting.



INSTALLATION



PERFETTA PER INSTALLAZIONI A PARETE O SOFFITTO
PERFECT FOR WALL OR CEILING INSTALLATIONS

PLAFONIERA
BLANCA SLIM



TECHNICAL INDOOR

INDOOR

INDUSTRIAL

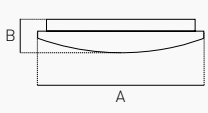
TECHNICAL OUTDOOR

OUTDOOR

SOLAR

WORK

SORGENTI



	A mm	B mm	g
14 W	Ø 245	55	259
20 W	Ø 330	65	430
24 W	Ø 375	70	532
32 W	Ø 390	65	650

	SOURCE	OUTPUT			
14 W	1.550 lm	1.090 lm	3000 K	BCS-142530	17,25 €
			4000 K	BCS-142540	
20 W	2.200 lm	1.550 lm	3000 K	BCS-203030	22,50 €
			4000 K	BCS-203040	
24 W	2.800 lm	1.800 lm	3000 K	BCS-243530	29,50 €
			4000 K	BCS-243540	
32 W	3.380 lm	2.750 lm	3000 K	BCS-323930	39,50 €
			4000 K	BCS-323940	

220-240 V IP20 120°

WHITE ULTRASLIM PMMA

Plafoniera LED dal design sottile, adatta a tutti gli ambienti interni. Il diffusore in PMMA di elevata qualità garantisce un flusso luminoso brillante ed uniforme.

LED ceiling lamp with a slim design, suitable for all indoor environments. The high quality PMMA diffuser guarantees a bright and uniform luminous flux.



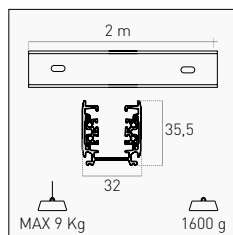
A black track lighting system is mounted on a white ceiling. The track is a long, thin black bar that runs across the ceiling. Several black spotlights are attached to the track, pointing downwards. The spotlights are cylindrical with a lens at the front. The track is mounted to the ceiling with small black brackets. The background is a plain white ceiling.

TRACK LIGHT

ACCESSORIES - TRACK LIGHT

BINARY

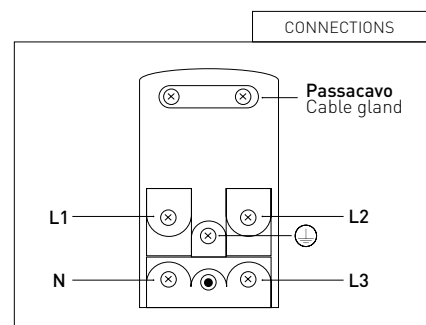
THREE-PHASE



White <input type="checkbox"/>	BNRBI-2000	52,00 €
Black <input checked="" type="checkbox"/>	BNRNE-2000	
THREE-PHASE 220-240 V 10 A IP20 ALUMINUM		

Binario per l'installazione di faretti o sospensioni LED. Il sistema trifase permette fino a tre accensioni indipendenti. Può essere installato sia a parete che a soffitto e, in alternativa, anche a sospensione tramite KIT opzionale. Il sistema binario è completamente personalizzabile grazie agli accessori.

Track suitable for LED spotlights or suspensions installation. The three-phase system allows up to three independent ignitions. To be installed both on the wall and on the ceiling or suspended by an optional KIT. The track system is completely customizable thanks to the accessories.



TECHNICAL INDOOR

INDOOR

INDUSTRIAL

TECHNICAL OUTDOOR

OUTDOOR

SOLAR

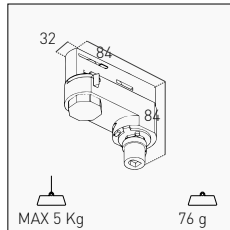
WORK

SORGENTI

ACCESSORIES - TRACK LIGHT

CONNECTORS

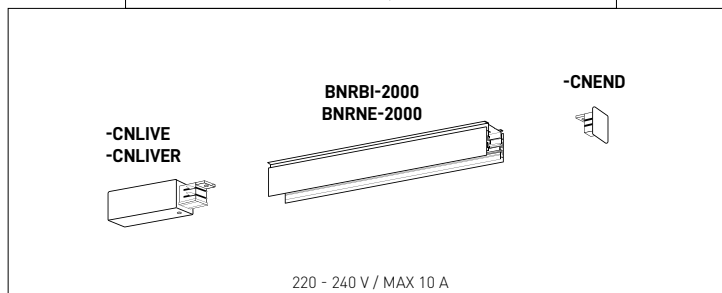
ADATTATORE PER SOSPENSIONE / SUSPENSION ADAPTER



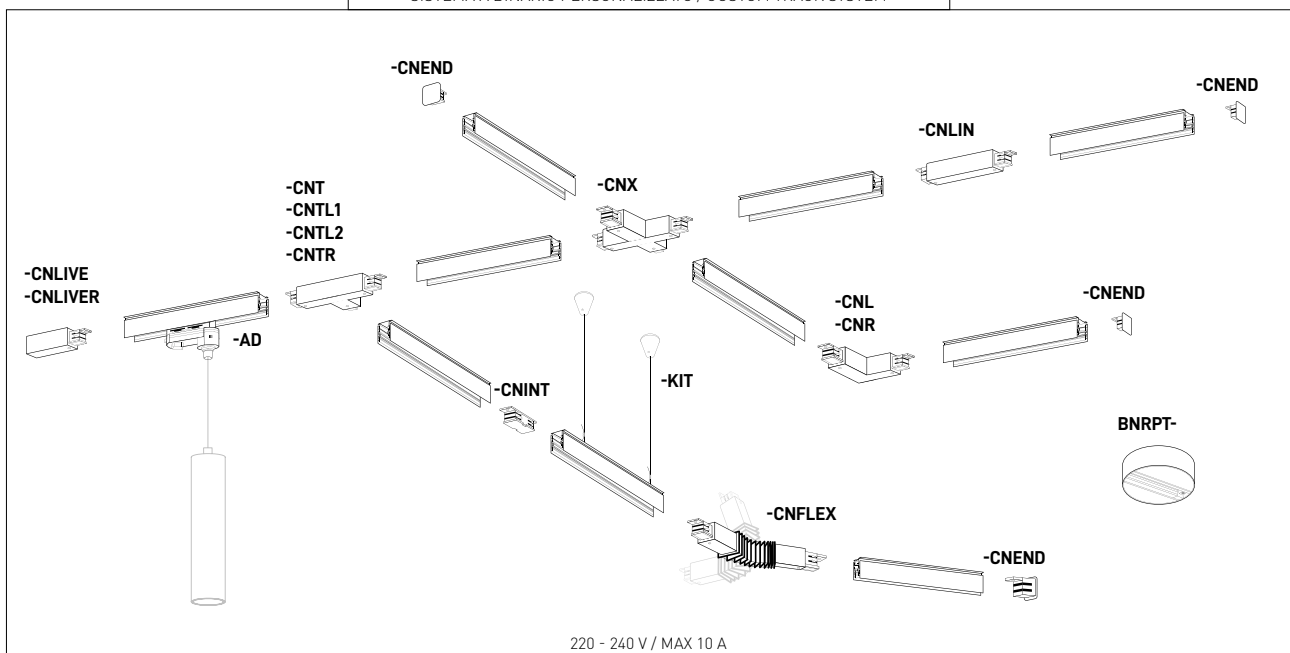
White <input type="checkbox"/>	ACBNRBI-AD	11,25 €
Black <input checked="" type="checkbox"/>	ACBNRNE-AD	

THREE-PHASE 220-240 V 10 A IP20

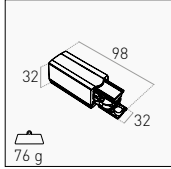
SISTEMA A BINARIO LINEARE / LINEAR TRACK SYSTEM



SISTEMA A BINARIO PERSONALIZZATO / CUSTOM TRACK SYSTEM

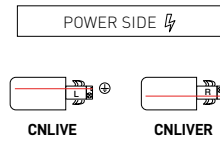


ALIMENTAZIONE SUPPLY

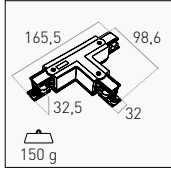


POWER

Sinistro / Left	White □	ACBNRBI-CNLIVE	6,70 €
	Black ■	ACBNRNE-CNLIVE	
Destro / Right	White □	ACBNRBI-CNLIVER	6,70 €
	Black ■	ACBNRNE-CNLIVER	

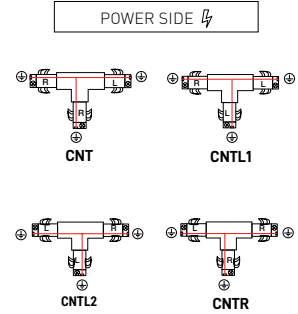


GIUNTO A T T-JOINT

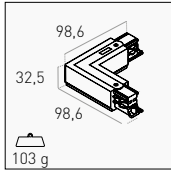


POWER

Destro - Sinistro / Left - Right	White □	ACBNRBI-CNT	19,90 €
	Black ■	ACBNRNE-CNT	
Sinistro - Destro / Right - Left	White □	ACBNRBI-CNTL1	21,25 €
	Black ■	ACBNRNE-CNTL1	
Sinistro - Sinistro / Left - Left	White □	ACBNRBI-CNTL2	21,25 €
	Black ■	ACBNRNE-CNTL2	
Destro - Destro / Right - Right	White □	ACBNRBI-CNTR	21,25 €
	Black ■	ACBNRNE-CNTR	

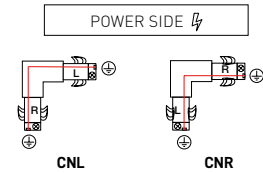


GIUNTO A L L-JOINT

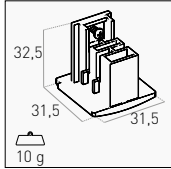


POWER

Sinistro / Left	White □	ACBNRBI-CNL	14,75 €
	Black ■	ACBNRNE-CNL	
Destro / Right	White □	ACBNRBI-CNR	14,75 €
	Black ■	ACBNRNE-CNR	

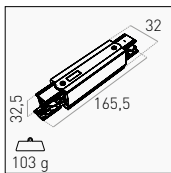


TERMINALE END CAP



White □	ACBNRBI-CNEND	1,25 €
Black ■	ACBNRNE-CNEND	

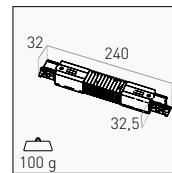
GIUNTO LINEARE LINEAR JOINT



White □	ACBNRBI-CNLIN	14,75 €
Black ■	ACBNRNE-CNLIN	



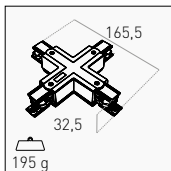
GIUNTO FLESSIBILE FLEXIBLE JOINT



White □	ACBNRBI-CNFLEX	20,00 €
Black ■	ACBNRNE-CNFLEX	



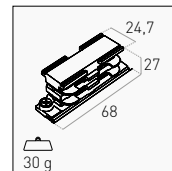
GIUNTO A X X-JOINT



White □	ACBNRBI-CNX	21,25 €
Black ■	ACBNRNE-CNX	

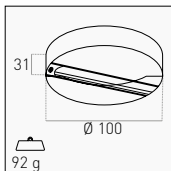


GIUNTO INTERNO (A SCOMPASA) INTERNAL HIDDEN JOINT



White □	ACBNRBI-CNINT	6,70 €
Black ■	ACBNRNE-CNINT	

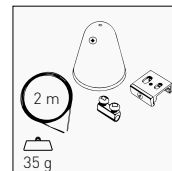
PLAFONIERA BINARIO BINARY CEILING



White □	BNRPT-BI	21,00 €
Black ■	BNRPT-NE	



KIT SOSPENSIONE 2 m SUSPENSION KIT 2 m



White □	ACBNRBI-KIT	6,20 €
Black ■	ACBNRNE-KIT	

TECHNICAL INDOOR

INDOOR

INDUSTRIAL

TECHNICAL OUTDOOR

OUTDOOR

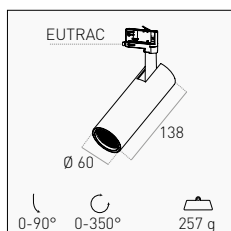
SOLAR

WORK

SORGENTI



TRACK LIGHT
REGIA SHOP GU10



1 Slot \curvearrowright GU10 (50 W MAX)	White <input type="checkbox"/>	RGTBI-GU10	35,00 €
	Black <input checked="" type="checkbox"/>	RGTNE-GU10	
EUTRAC 100-240 V IP20 IK02 	EASY TO INSTALL ALUMINUM 3 YEARS		

TECHNICAL NOTES



RUOTABILE SU ASSE 350° - INCLINABILE 90°
 ROTATABLE ON AXIS 350° - TILTABLE 90°

REQUIRED PAG. 318-319



Track light GU10 per binario Eutrac. È possibile installare all'interno dell'apparecchio la lampada spot GU10 desiderata.

Eutrac GU10 spotlight holder. Suitable for any GU10 lamp.

TRACK LIGHT
REGIA SHOP 180

UGR<19 - CRI 90



TECHNICAL INDOOR

INDOOR

INDUSTRIAL

TECHNICAL OUTDOOR

OUTDOOR

SOLAR

WORK

SORGENTI

	A mm	B mm	g g
20 W	Ø 70	265	640
35 W	Ø 88	273	850

SOURCE		OUTPUT				
20 W	1.800 lm	1.600 lm	White □	3000 K	RGT180BI-207030	57,50 €
				4000 K	RGT180BI-207040	
			Black ■	3000 K	RGT180NE-207030	
				4000 K	RGT180NE-207040	
35 W	3.100 lm	2.800 lm	White □	3000 K	RGT180BI-359030	82,50 €
				4000 K	RGT180BI-359040	
			Black ■	3000 K	RGT180NE-359030	
				4000 K	RGT180NE-359040	

EUTRAC
 220-240 V
 IP20
 IK02
 45°

EASY TO INSTALL
 ALUMINUM
 <19
 90 CRI

TECHNICAL NOTES



RUOTABILE SU ASSE 350° - INCLINABILE 90°
ROTATABLE ON AXIS 350° - TILTABLE 90°

Apparecchio LED per binario Eutrac ad alte prestazioni. Il corpo snodabile permette di direzionare la luce in maniera ottimale.

Eutrac High performance LED luminaire. Jointed body for a focused and directional light.

9 W

18 W



TRACKLIGHT

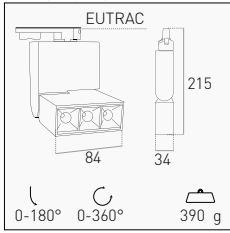
REGIA SHOP LINEARE

TRACK LIGHT

REGIA SHOP LINEARE

UGR<19 - CRI 95

9 W - 3 LIGHTS

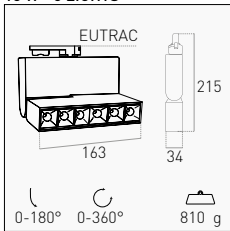


OUTPUT	IN	OUT			
9 W	500 lm	Black ■	White □	3000 K	RGLBI-098330
				4000 K	RGLBI-098340
			Black ■	3000 K	RGLNE-098330
				4000 K	RGLNE-098340
					67,00 €

EUTRAC 220-240 V IP20 30°

 EASY TO INSTALL
 ALUMINUM
 <19
 95

18 W - 6 LIGHTS



OUTPUT	IN	OUT			
18 W	1.200 lm	Black ■	White □	3000 K	RGLBI-1816330
				4000 K	RGLBI-1816340
			Black ■	3000 K	RGLNE-1816330
				4000 K	RGLNE-1816340
					102,00 €


EUTRAC 220-240 V IP20 30°

 EASY TO INSTALL
 ALUMINUM
 <19
 95

Apparecchio LED per binario Eutrac ad alte prestazioni. Il corpo snodabile permette di direzionare la luce in maniera ottimale.

Eutrac High performance LED luminaire. Jointed body for a focused and directional light.

TECHNICAL NOTES



RUOTABILE SU ASSE 360° - INCLINABILE 180°
ROTATABLE ON AXIS 360° - TILTABLE 180°

TECHNICAL INDOOR

INDOOR

INDUSTRIAL

TECHNICAL OUTDOOR

OUTDOOR

SOLAR

WORK

SORGENTI



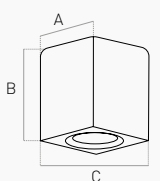
QUBE




RONDÒ

PLAFONIERA
QUBE - RONDÒ

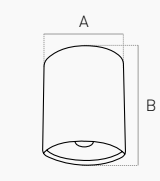
QUBE




	A mm	B mm	C mm	 g
10 W	90	90	90	388
15 W	112	123	112	610
25 W	131	134	131	950
35 W	161	164	161	476




10 W	800 lm	White <input type="checkbox"/>	3000 K	QBBI-109030	43,00 €	
			4000 K	QBBI-109040		
		Black <input checked="" type="checkbox"/>	3000 K	QBNE-109030		
			4000 K	QBNE-109040		
15 W	1.350 lm	White <input type="checkbox"/>	3000 K	QBBI-1511230	70,00 €	
			4000 K	QBBI-1511240		
		Black <input checked="" type="checkbox"/>	3000 K	QBNE-1511230		
			4000 K	QBNE-1511240		
25 W	2.500 lm	White <input type="checkbox"/>	3000 K	QBBI-2513130	102,50 €	
			4000 K	QBBI-2513140		
		Black <input checked="" type="checkbox"/>	3000 K	QBNE-2513130		
			4000 K	QBNE-2513140		
		White <input type="checkbox"/>	3000 K	QBBI-3516130		132,50 €
			4000 K	QBBI-3516140		
Black <input checked="" type="checkbox"/>	3000 K	QBNE-3516130				
	4000 K	QBNE-3516140				

RONDÒ



	A mm	B mm	 g
10 W	∅ 90	90	322
15 W	∅ 110	123	551
25 W	∅ 130	155	838
35 W	∅ 170	185	1400

10 W	800 lm	White <input type="checkbox"/>	3000 K	RNDBI-109030	40,00 €
			4000 K	RNDBI-109040	
		Black <input checked="" type="checkbox"/>	3000 K	RNDNE-109030	
			4000 K	RNDNE-109040	
15 W	1.350 lm	White <input type="checkbox"/>	3000 K	RNDBI-1511030	65,00 €
			4000 K	RNDBI-1511040	
		Black <input checked="" type="checkbox"/>	3000 K	RNDNE-1511030	
			4000 K	RNDNE-1511040	
25 W	2.500 lm	White <input type="checkbox"/>	3000 K	RNDBI-2513030	89,00 €
			4000 K	RNDBI-2513040	
		Black <input checked="" type="checkbox"/>	3000 K	RNDNE-2513030	
			4000 K	RNDNE-2513040	
35 W	3.675 lm	White <input type="checkbox"/>	3000 K	RNDBI-3517030	115,00 €
			4000 K	RNDBI-3517040	
		Black <input checked="" type="checkbox"/>	3000 K	RNDNE-3517030	
			4000 K	RNDNE-3517040	

 100-240 V  IP20  45°

 GLASS DIFFUSER  ALUMINUM

Plafoniera con corpo in alluminio, verniciato a polveri epossidiche anti-graffio, dotata di parabola riflettente specchiata e vetro di protezione.

Ceiling lamp with aluminum body, painted with anti-scratch epoxy powders, equipped with mirrored reflector and protective glass.

QUBE



RONDÒ



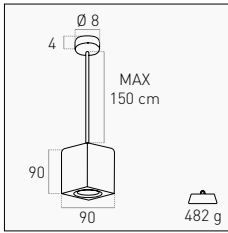
STYLO



SOSPENSIONE

QUBE - RONDÒ - STYLO

QUBE

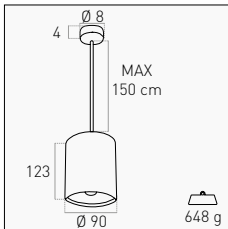


5 W	450 lm	White <input type="checkbox"/>	3000 K	QBBIP-059030	45,00 €
			4000 K	QBBIP-059040	
		Black <input type="checkbox"/>	3000 K	QBNEP-059030	
			4000 K	QBNEP-059040	

100-240 V IP20 45°

GLASS DIFFUSER ALUMINUM

RONDÒ

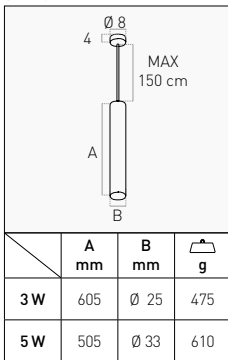


15 W	1.275 lm	White <input type="checkbox"/>	3000 K	RNDBIP-1511030	70,00 €
			4000 K	RNDBIP-1511040	
		Black <input type="checkbox"/>	3000 K	RNDNEP-1511030	
			4000 K	RNDNEP-1511040	

100-240 V IP20 45°

GLASS DIFFUSER ALUMINUM

STYLO



3 W	220 lm	White <input type="checkbox"/>	3000 K	STYLOBI600-032530	37,50 €
			4000 K	STYLOBI600-032540	
		Black <input type="checkbox"/>	3000 K	STYLOBI600-032530	
			4000 K	STYLOBI600-032540	
5 W	450 lm	White <input type="checkbox"/>	3000 K	STYLOBI500-053330	47,50 €
			4000 K	STYLOBI500-053340	
		Black <input type="checkbox"/>	3000 K	STYLOBI500-053330	
			4000 K	STYLOBI500-053340	

100-240 V IP20 60°

GLASS DIFFUSER ALUMINUM

Sospensione LED con corpo in alluminio, verniciato a polveri epossidiche antigraffio, dotata di parabola riflettente specchiata e vetro di protezione.

LED suspension with aluminum body, painted with anti-scratch epoxy powders, equipped with mirrored reflector and protective glass.

TECHNICAL INDOOR

INDOOR

INDUSTRIAL

TECHNICAL OUTDOOR

OUTDOOR

SOLAR

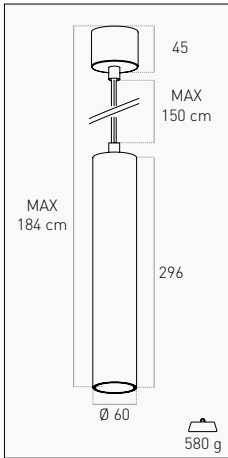
WORK

SORGENTI



SOSPENSIONE

ENFASI STYLO



1 Slot Ψ GU10	White <input type="checkbox"/>	ENSTYB-GU10	47,50 €
	Black <input checked="" type="checkbox"/>	ENSTYN-GU10	

200-240 V IP20

5 ALUMINUM YEARS

TECHNICAL INDOOR

INDOOR

INDUSTRIAL

TECHNICAL OUTDOOR

OUTDOOR

SOLAR

WORK

SORGENTI

INSTALLATION



ADATTO PER ARREDARE CON STILE OGNI AMBIENTE INTERNO
PERFECT FOR A STILISH FURNITURE IN EVERY INDOOR AMBIENCE

TECHNICAL NOTES



SOSPENSIONE REGOLABILE FINO A 180 CM
ADJUSTABLE SUSPENSION UP TO 180 CM

REQUIRED PAG. 318-319



LAMPADA SPOT GU10 NON INCLUSA
GU10 SPOT LAMP NOT INCLUDED

Sospensione in alluminio per lampade spot GU10. E' possibile installare all'interno dell'apparecchio la lampada spot GU10 desiderata. Massima flessibilità ed efficacia. Lampada non inclusa.

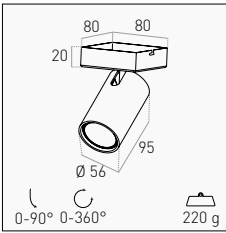
Aluminum suspension for GU10 spot lamps. It is possible to install the desired GU10 spot lamp inside the fixture. Maximum flexibility and effectiveness. Lamp not included.



PORTAFARETTI

ENFASI SQUARE

1 SLOT

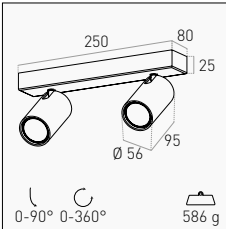


1 Slot \curvearrowright GU10	White <input type="checkbox"/>	ENSB-GU10	23,50 €
	Black <input checked="" type="checkbox"/>	ENSN-GU10	

220-240 V IP20

5 ALUMINUM YEARS

2 SLOT

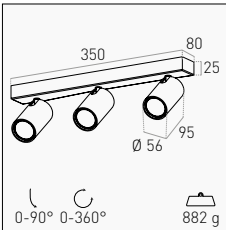


2 Slot $\curvearrowright\curvearrowright$ GU10	White <input type="checkbox"/>	ENSB-2GU10	39,00 €
	Black <input checked="" type="checkbox"/>	ENSN-2GU10	

220-240 V IP20

5 ALUMINUM YEARS

3 SLOT



3 Slot $\curvearrowright\curvearrowright\curvearrowright$ GU10	White <input type="checkbox"/>	ENSB-3GU10	57,00 €
	Black <input checked="" type="checkbox"/>	ENSN-3GU10	

220-240 V IP20

5 ALUMINUM YEARS

Portafaretti GU10 in alluminio con base rettangolare. E' possibile installare all'interno dell'apparecchio la lampada spot GU10 desiderata. Massima flessibilità ed efficacia. Lampade non incluse.

Aluminum GU10 spotlight holder with rectangular base. It is possible to install the desired GU10 spot lamp inside the fixture. Maximum flexibility and effectiveness. Lamps not included.

TECHNICAL NOTES



RUOTABILE SU ASSE 360° - INCLINABILE 90°
ROTATABLE ON AXIS 360° - TILTABLE 90°

REQUIRED PAG. 318-319



LAMPADA SPOT GU10 NON INCLUSA
GU10 SPOT LAMP NOT INCLUDED

TECHNICAL INDOOR

INDOOR

INDUSTRIAL

TECHNICAL OUTDOOR

OUTDOOR

SOLAR

WORK

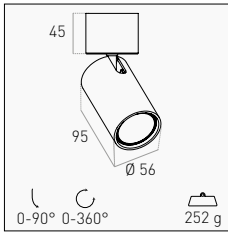
SORGENTI



PORTAFARETTI

ENFASI ROUND

PLAFONE CEILING

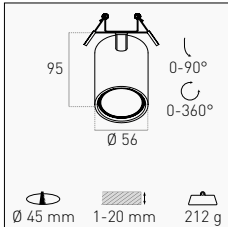


1 Slot GU10	Orientabile / Orientable	White <input type="checkbox"/>	ENRB-GU10	26,00 €
		Black <input checked="" type="checkbox"/>	ENRN-GU10	

220-240 V IP20

ALUMINUM 5 YEARS

INCASSO RECESSED

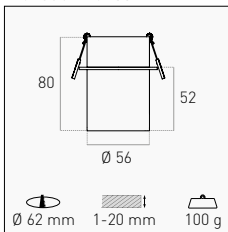


1 Slot GU10	Orientabile / Orientable	White <input type="checkbox"/>	ENIBOR-GU10	26,00 €
		Black <input checked="" type="checkbox"/>	ENINOR-GU10	

220-240 V IP20

ALUMINUM 5 YEARS

INCASSO RECESSED



1 Slot GU10	Fisso / Fixed	White <input type="checkbox"/>	ENIB-GU10	21,25 €
		Black <input checked="" type="checkbox"/>	ENIN-GU10	

220-240 V IP20

ALUMINUM 5 YEARS

Portafaretti GU10 in alluminio con base rotonda. E' possibile installare all'interno dell'apparecchio la lampada spot GU10 desiderata. Massima flessibilità ed efficacia. La lampada non è inclusa.

Aluminum GU10 spotlight holder with round base. It is possible to install the desired GU10 spot lamp inside the fixture. Maximum flexibility and effectiveness. The lamp is not included.

INCLUDED



ATTACCO GU10 CON BOX DI COLLEGAMENTO PROFESSIONALE
GU10 SOCKET WITH PROFESSIONAL JUNCTION BOX

TECHNICAL NOTES

MONTAGGIO RAPIDO CON CLIP
QUICK ASSEMBLY WITH CLIPS

REQUIRED PAG. 318-319




LAMPADA SPOT GU10 NON INCLUSA
GU10 SPOT LAMP NOT INCLUDED

ESQNG96-GU10

ESQNB160-2GU10



ESQBG160-2GU10

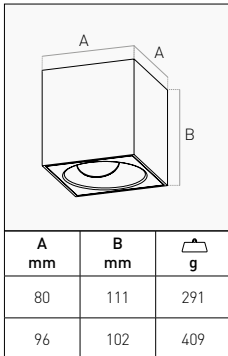


ESQBB80-GU10



APPLIQUE
ESSENZA QUBE

QUBE

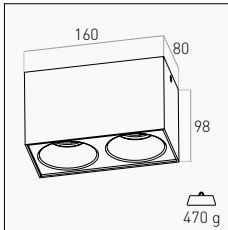


	A	OUT	IN		
1 Slot ∇ GU10	80 mm	White <input type="checkbox"/>	Gold <input checked="" type="checkbox"/>	ESQBG80-GU10	27,50 €
			White <input type="checkbox"/>	ESQBB80-GU10	
		Black <input checked="" type="checkbox"/>	Gold <input checked="" type="checkbox"/>	ESQNG80-GU10	
			White <input type="checkbox"/>	ESQNB80-GU10	
96 mm	White <input type="checkbox"/>	Gold <input checked="" type="checkbox"/>	ESQBG96-GU10	32,50 €	
		White <input type="checkbox"/>	ESQBB96-GU10		
	Black <input checked="" type="checkbox"/>	Gold <input checked="" type="checkbox"/>	ESQNG96-GU10		
		White <input type="checkbox"/>	ESQNB96-GU10		

220-240 V IP20

ALUMINUM 5 YEARS

QUBE DOPIO

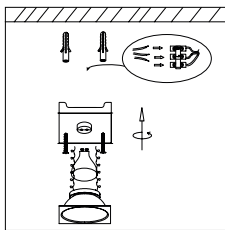


		OUT	IN		
2 Slot ∇ GU10		White <input type="checkbox"/>	Gold <input checked="" type="checkbox"/>	ESQBG160-2GU10	49,50 €
			White <input type="checkbox"/>	ESQBB160-2GU10	
		Black <input checked="" type="checkbox"/>	Gold <input checked="" type="checkbox"/>	ESQNG160-2GU10	
			White <input type="checkbox"/>	ESQNB160-2GU10	

220-240 V IP20

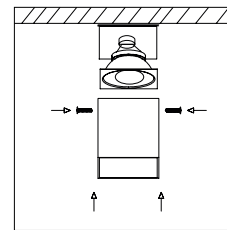
ALUMINUM 5 YEARS

INSTALLATION



Effettuare i collegamenti elettrici, montare la base a muro, inserire la lampada GU10 nell'attacco e il diffusore a molla sulla lampadina.

Set up the electrical connections, mount the base on the wall, insert the GU10 lamp in the socket and the spring diffuser on the bulb.



Finire il montaggio con il corpo lampada e fissarlo con le apposite viti.

Complete the installation with the lamp body and fix it with the screws.

Applique a soffitto in alluminio per lampade spot GU10. Diverse combinazioni di colore per adattarsi a tutti gli stili e tendenze.

Aluminum ceiling lamp for GU10 spot lamps. Different color combinations to suit all styles and trends.

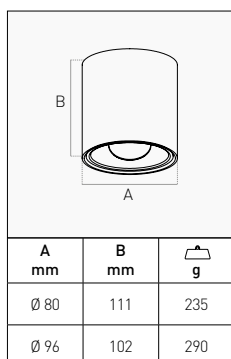
REQUIRED PAG. 318-319



LAMPADA SPOT GU10 NON INCLUSA
GU10 SPOT LAMP NOT INCLUDED



APPLIQUE
ESSENZA RONDÒ

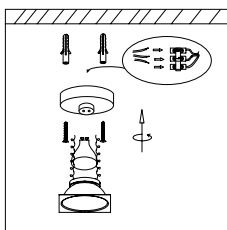


	A	OUT	IN		
1 Slot GU10	Ø 80 mm	White □	Gold ■	ESRBG80-GU10	27,50 €
			White □	ESRBB80-GU10	
		Black ■	Gold ■	ESRNG80-GU10	
			White □	ESRNB80-GU10	
Ø 96 mm	White □	Gold ■	ESRBG96-GU10	32,50 €	
		White □	ESRBB96-GU10		
	Black ■	Gold ■	ESRNG96-GU10		
		White □	ESRNB96-GU10		

220-240 V IP20

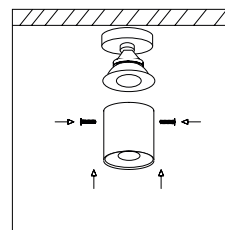
ALUMINUM 5 YEARS

INSTALLATION



Effettuare i collegamenti elettrici, montare la base a muro, inserire la lampada GU10 nell'attacco e il diffusore a molla sulla lampadina.

Set up the electrical connections, mount the base on the wall, insert the GU10 lamp in the socket and the spring diffuser on the bulb.



Finire il montaggio con il corpo lampada e fissarlo con le apposite viti.

Complete the installation with the lamp body and fix it with the screws.

Applique a soffitto in alluminio per lampade spot GU10. Diverse combinazioni di colore per adattarsi a tutti gli stili e tendenze.

Aluminum ceiling lamp for GU10 spot lamps. Different color combinations to suit all styles and trends.

REQUIRED PAG. 318-319



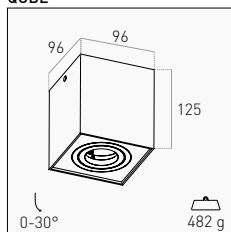
LAMPADA SPOT GU10 NON INCLUSA
GU10 SPOT LAMP NOT INCLUDED



APPLIQUE

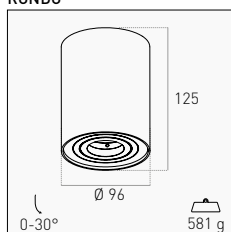
ESSENZA ORIENTABILE

QUBE



1 Slot ∇ GU10	White <input type="checkbox"/>	ESQBOR96-GU10	33,50 €
	Black <input checked="" type="checkbox"/>	ESQNOR96-GU10	
<input type="checkbox"/> 220-240 V \sim IP20 ∇		<input type="checkbox"/> ALUMINUM 5 YEARS	

RONDÒ



1 Slot ∇ GU10	White <input type="checkbox"/>	ESRBOR96-GU10	33,50 €
	Black <input checked="" type="checkbox"/>	ESRNOR96-GU10	
<input type="checkbox"/> 220-240 V \sim IP20 ∇		<input type="checkbox"/> ALUMINUM 5 YEARS	

Applique a soffitto orientabile per lampade spot GU10. Massima flessibilità ed efficacia per adattarsi a tutti gli stili e tendenze.

Adjustable ceiling wall light for GU10 spot lamps. Maximum flexibility and effectiveness to adapt to all styles and trends.

TECHNICAL NOTES



INCLINABILE SU ASSE 30°
INCLINABLE ON AXIS 30°

REQUIRED PAG. 318-319



LAMPADA SPOT GU10 NON INCLUSA
GU10 SPOT LAMP NOT INCLUDED

TECHNICAL INDOOR

INDOOR

INDUSTRIAL

TECHNICAL OUTDOOR

OUTDOOR

SOLAR

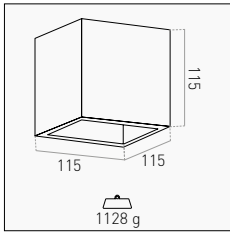
WORK

SORGENTI

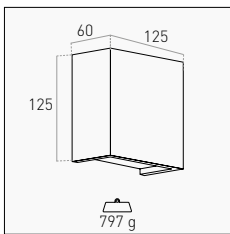



APPLIQUE - GESSO

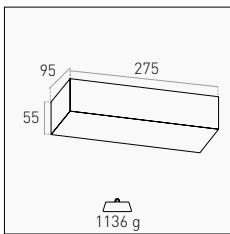
JESSY



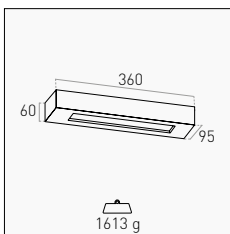

1 Slot \varnothing G9 (40 W MAX)	White <input type="checkbox"/>	JESSY-AP115	34,75 €
220-240 V		3	DOUBLE EMISSION PAINTABLE GESSO/PLASTER YEARS




1 Slot \varnothing G9 (40 W MAX)	White <input type="checkbox"/>	JESSY-AP125	34,75 €
220-240 V		3	DOUBLE EMISSION PAINTABLE GESSO/PLASTER YEARS



1 Slot \varnothing E14 (40 W MAX)	White <input type="checkbox"/>	JESSY-AP275	39,75 €
220-240 V		3	PAINTABLE GESSO/PLASTER YEARS



2 Slot \varnothing E14 (40 W MAX)	White <input type="checkbox"/>	JESSY-AP360	52,50 €
220-240 V		3	DOUBLE EMISSION PAINTABLE GESSO/PLASTER YEARS



Eleganti applique in gesso per una luce diffusa sulla parete. Possono essere dipinte per integrarsi in ogni ambiente.

Elegant plaster wall light for a diffused light effect. Suitable to be painted for every ambients customization.

REQUIRED PAG. 313/320-321



TECHNICAL INDOOR

INDOOR

INDUSTRIAL

TECHNICAL OUTDOOR

OUTDOOR

SOLAR

WORK

SORGENTI



AP150



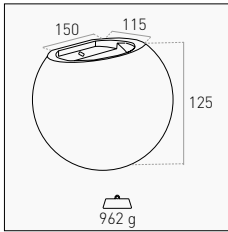
AP180



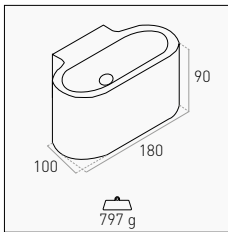

AP280

APPLIQUE - GESSO

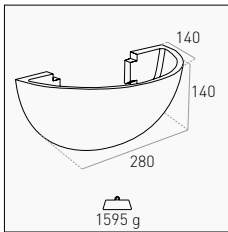
JESSY




1 Slot φ G9 (40 W MAX)	White <input type="checkbox"/>	JESSY-AP150	36,25 €
220-240 V		3	DOUBLE EMISSION PAINTABLE GESSO/PLASTER YEARS



1 Slot φ G9 (40 W MAX)	White <input type="checkbox"/>	JESSY-AP180	36,25 €
220-240 V		3	DOUBLE EMISSION PAINTABLE GESSO/PLASTER YEARS



1 Slot φ E14 (40 W MAX)	White <input type="checkbox"/>	JESSY-AP280	39,75 €
220-240 V		3	PAINTABLE GESSO/PLASTER YEARS



Eleganti applique in gesso per una luce diffusa sulla parete. Possono essere dipinte per integrarsi in ogni ambiente.

Elegant plaster wall light for a diffused light effect. Suitable to be painted for every ambients customization.

REQUIRED PAG. 313/320-321



LAMPADA G9
G9 LAMP

LAMPADA E14
E14 LAMP

TECHNICAL INDOOR

INDOOR

INDUSTRIAL

TECHNICAL OUTDOOR

OUTDOOR

SOLAR

WORK

SORGENTI

SQ100



SQ120

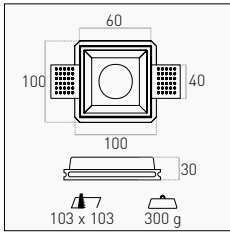


AR111



PORTAFARETTI - GESSO

JESSY



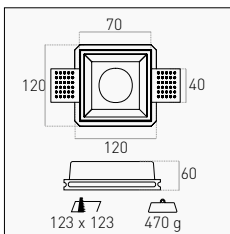

1 Slot Ψ GU10 (35 W MAX) White **JESSY-SQ100** 9,00 €

220-240 V IP20

PAINTABLE GESSO/PLASTER

INCLUDED

PORTALAMPADA GU10
GU10 LAMP HOLDER



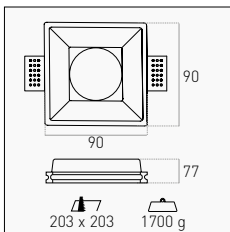
1 Slot Ψ GU10 (35 W MAX) White **JESSY-SQ120** 12,00 €

220-240 V IP20

PAINTABLE GESSO/PLASTER

INCLUDED

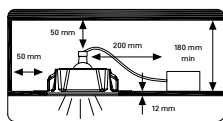
PORTALAMPADA GU10
GU10 LAMP HOLDER



1 Slot Ψ G53/AR111 (50 W MAX) White **JESSY-AR111** 38,75 €

220-240 V IP20

PAINTABLE GESSO/PLASTER



INSTALLATION



REALIZZATO IN GESSO RESINATO VERNICIABILE PER INSTALLAZIONI A SCOMPARSA
MADE OF PAINTABLE RESIN-COATED PLASTER FOR CONCEALED INSTALLATIONS

REQUIRED PAG. 318-319/324

LAMPADA SPOT GU10
GU10 SPOT LAMP

LAMPADA AR111
AR111 LAMP

Portafaretti da incasso in gesso adatti ad essere installati in ogni controsoffitto in maniera totalmente invisibile.

Plaster recessed spotlight holder suitable to be installed in any false ceiling in a totally invisible way.

TECHNICAL INDOOR

INDOOR

INDUSTRIAL


TECHNICAL OUTDOOR

OUTDOOR


SOLAR

WORK

SORGENTI

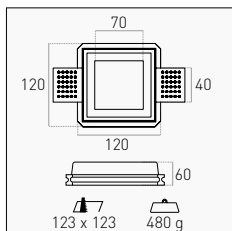


SQ120GLASS



SQ2112

JESSY



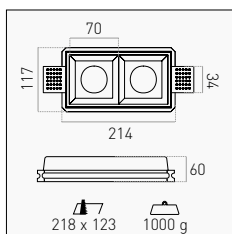
1 Slot Ψ GU10 (35 W MAX) White **JESSY-SQ120GLASS** 13,50 €

220-240 V IP20

OPAL GLASS DIFFUSER PAINTABLE GESSO/PLASTER

INCLUDED

PORTALAMPADA GU10
GU10 LAMP HOLDER



1 Slot $\Psi\Psi$ GU10 (35 W MAX) White **JESSY2-SQ2112** 24,75 €

220-240 V IP20

PAINTABLE GESSO/PLASTER

INCLUDED

PORTALAMPADA GU10
GU10 LAMP HOLDER



Portafaretti da incasso in gesso adatti ad essere installati in ogni controsoffitto in maniera totalmente invisibile.

Plaster recessed spotlight holder suitable to be installed in any false ceiling in a totally invisible way.

REALIZZATO IN GESSO RESINATO VERNICIABILE PER INSTALLAZIONI A SCOMPARSA
MADE OF PAINTABLE RESIN-COATED PLASTER FOR CONCEALED INSTALLATIONS

INSTALLATION



REQUIRED PAG. 318-319



LAMPADA SPOT GU10
GU10 SPOT LAMP

TECHNICAL INDOOR

INDOOR

INDUSTRIAL

TECHNICAL OUTDOOR

OUTDOOR

SOLAR

WORK

SORGENTI



SR120

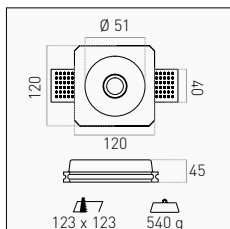


RD100



RD130

JESSY



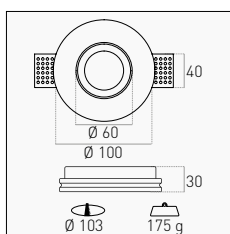
1 Slot Ψ GU10 (35 W MAX)	White <input type="checkbox"/>	JESSY-SR120	12,00 €
-------------------------------	--------------------------------	--------------------	---------

220-240 V IP20

PAINTABLE GESSO/PLASTER

INCLUDED

PORTALAMPADA GU10
GU10 LAMP HOLDER



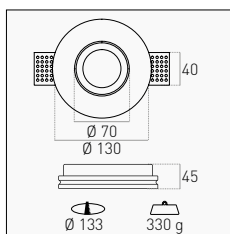
1 Slot Ψ GU10 (35 W MAX)	White <input type="checkbox"/>	JESSY-RD100	9,00 €
-------------------------------	--------------------------------	--------------------	--------

220-240 V IP20

PAINTABLE GESSO/PLASTER

INCLUDED

PORTALAMPADA GU10
GU10 LAMP HOLDER




1 Slot Ψ GU10 (35 W MAX)	White <input type="checkbox"/>	JESSY-RD130	13,50 €
-------------------------------	--------------------------------	--------------------	---------

220-240 V IP20

PAINTABLE GESSO/PLASTER

INCLUDED

PORTALAMPADA GU10
GU10 LAMP HOLDER



INSTALLATION



REALIZZATO IN GESSO RESINATO VERNICIABILE PER INSTALLAZIONI A SCOMPARSA
MADE OF PAINTABLE RESIN-COATED PLASTER FOR CONCEALED INSTALLATIONS

REQUIRED PAG. 318-319



LAMPADA SPOT GU10
GU10 SPOT LAMP

Portafaretti da incasso in gesso adatti ad essere installati in ogni controsoffitto in maniera totalmente invisibile.

Plaster recessed spotlight holder suitable to be installed in any false ceiling in a totally invisible way.

TECHNICAL INDOOR

INDOOR

INDUSTRIAL

TECHNICAL OUTDOOR

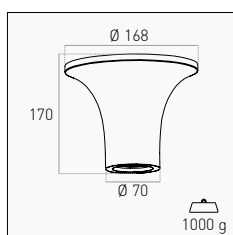
OUTDOOR

SOLAR

WORK

SORGENTI

SUPPORTO - GESSO
KON170



1 Slot Ψ GU10 (35 W MAX)	White <input type="checkbox"/>	KON170	47,25 €
<input type="checkbox"/> 220-240 V \sim IP20 $\not\sim$		 PAINTABLE GESSO/PLASTER	
		INCLUDED	
		PORTALAMPADA GU10 GU10 LAMP HOLDER	



Supporto in gesso resinato adatto a essere installato a soffitto. Può essere verniciato per ottenere un effetto a scomparsa.

Ceiling-mounted resin-coated plaster support, it can be painted to achieve an hidden effect.

REQUIRED PAG. 318-319



APPLIQUE - GESSO
ECLISSE



TECHNICAL INDOOR

INDOOR

INDUSTRIAL

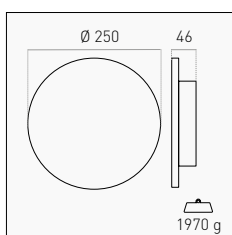
TECHNICAL OUTDOOR

OUTDOOR

SOLAR

WORK

SORGENTI



9 W = 30 W	320 lm	White <input type="checkbox"/>	3000 K	ECLISSE250	180,00 €
------------	--------	--------------------------------	--------	-------------------	----------

220-240 V IP20

PAINTABLE GESSO/PLASTER

INSTALLATION



EMISSIONE INDIRETTA PER UN AMBIENTE CONFORTEVOLE
 INDIRECT EMISSION FOR A COMFORTABLE AMBIENCE

Applique in gesso resinato adatta a essere installata a parete.
 Luce decorativa dal design moderno.

Resin-coated plaster applique suitable for wall. Decorative light with a modern design.



BOLLE250



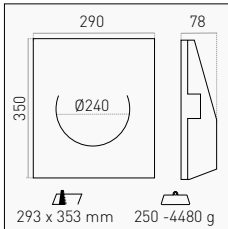
MIRO200



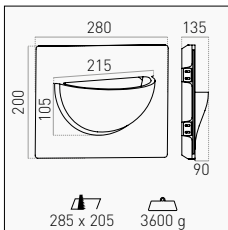
DALI310

SUPPORTI - GESSO

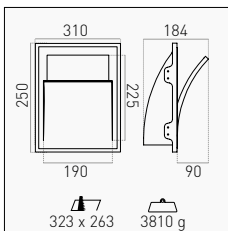
BOLLE250 - MIRO200 - DALI310



1 Slot Ψ GU10 (35 W MAX)	White <input type="checkbox"/>	JESSY-BOLLE250	82,50 €
220-240 V	IP20		PAINTABLE GESSO/PLASTER



1 Slot Ψ E14 (40 W MAX)	White <input type="checkbox"/>	MIRO200	69,75 €
220-240 V	IP20		PAINTABLE GESSO/PLASTER



1 Slot Ψ E14 (40 W MAX)	White <input type="checkbox"/>	DALI310	120,00 €
220-240 V	IP20		PAINTABLE GESSO/PLASTER



Supporti in gesso da incasso a parete. Possono essere verniciati per ottenere un effetto a scomparsa.

Plaster supports for wall suitable to be painted for achieving an hidden effect.

REQUIRED PAG. 313/318-319

LAMPADA SPOT GU10
GU10 SPOT LAMPS

LAMPADA E14
E14 LAMP

TECHNICAL INDOOR

INDOOR

INDUSTRIAL

TECHNICAL OUTDOOR

OUTDOOR

SOLAR

WORK

SORGENTI



180



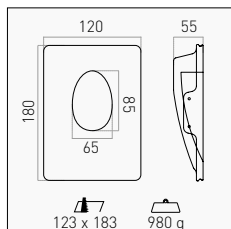
230



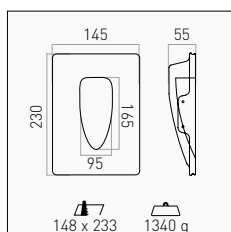
320

SEGNAPASSO - GESSO

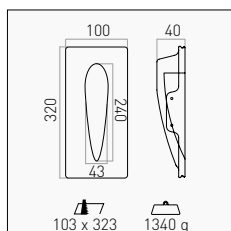
SOFFIO



1 W	70 lm	White <input type="checkbox"/>	3000 K	SOFFIO180	77,50 €
<input type="checkbox"/>	220-240 V	IP20	40°		PAINTABLE GESSO/PLASTER



1 W	70 lm	White <input type="checkbox"/>	3000 K	SOFFIO230	80,00 €
<input type="checkbox"/>	220-240 V	IP20	40°		PAINTABLE GESSO/PLASTER



1 W	70 lm	White <input type="checkbox"/>	3000 K	SOFFIO320	80,00 €
<input type="checkbox"/>	220-240 V	IP20	40°		PAINTABLE GESSO/PLASTER



Segnapasso in gesso a scomparsa totale, veloci da installare. Luce decorativa dal design semplice e moderno.

Total disappearing plaster steplight, quick to install. Decorative light with a simple and modern design.

TECHNICAL INDOOR

INDOOR

INDUSTRIAL

TECHNICAL OUTDOOR

OUTDOOR

SOLAR

WORK

SORGENTI

CEFTUR[®]



03




INDUSTRIAL

INDUSTRIAL


INDUSTRIAL

 **LOW BAY**

- LUMENTOP
- PRIMA
- SUPERLIGHT
- SUPREMA ROUND
- SUPREMA ROUND-V

 **TUBI**

- FULL VISION+
- FULL VISION

 **HIGH BAY**

- EXTREMA 150
- NEW** ATLAS
- DISCOVERY MAX

 **SORGENTI**

- MAXIMA

TECHNICAL INDOOR

INDOOR

INDUSTRIAL

TECHNICAL OUTDOOR

OUTDOOR

SOLAR

WORK

SORGENTI



PLAFONIERA STAGNA
LUMENTOP



TECHNICAL INDOOR

INDOOR

INDUSTRIAL

TECHNICAL OUTDOOR

OUTDOOR

SOLAR

WORK

SORGENTI



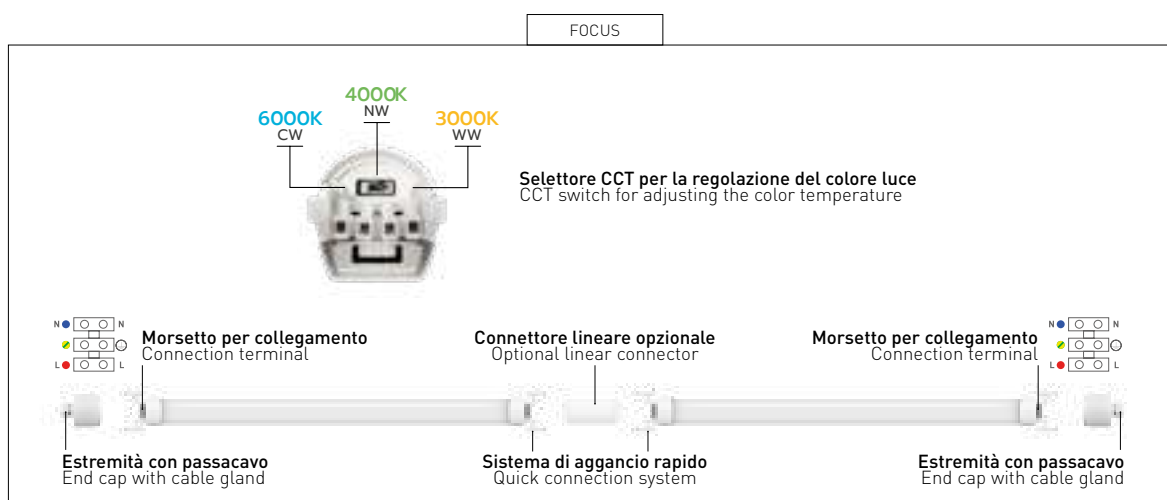
PLAFONIERA STAGNA

LUMENTOP

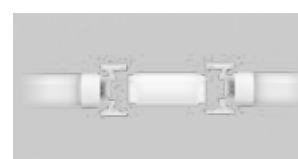
IP65 - TRICOLOR - DIMMABLE - EMERGENCY

Plafoniera stagna IP65 versatile, funzionale e dal design compatto, dotata di un selettore di colore della luce che permette di adattarla alle diverse esigenze. Disponibile nelle versioni standard, dimmerabile DALI ed emergenza, offre soluzioni luminose personalizzabili per ogni ambiente.

Versatile, functional and compact IP65 waterproof ceiling light, equipped with a color temperature selector which allows to adapt it to different needs. Available in standard, dimmable, and emergency versions, it offers customizable lighting solutions for every environment.




OPTIONAL



CONNETTORE LINEARE PASSIVO NON ELETTTRIFICATO PER COLLEGAMENTO IN SERIE
NON-ELECTRIFIED PASSIVE LINEAR CONNECTOR FOR SERIES CONNECTION

LOPCON	5,25 €
---------------	--------

TECHNICAL NOTES



REGOLAZIONE DEL COLORE LUCE TRAMITE SELETTORE
LIGHT COLOR ADJUSTMENT BY SELECTOR

COMPLIANCE

EMC DIRECTIVE 2014/30/EU | EN IEC 55015:2019+A11:2020 | EN IEC 61547:2009 | EN IEC 61000-3-2:2019+ A1:2021 EN 61000-3-3:2013+A1:2019+A2:2021
LVD DIRECTIVE 2014/35/EU | EN 62560:2012/A11:2019 | EN 62471:2008 | EN 62493:2015
ROHS DIRECTIVE 2011/65/CE | IEC 62321-3-1:2013 | IEC 62321-4:2013+A1:2017 | IEC 62321-5:2013
IEC 62321-6:2015 IEC 62321-7-1:2015 | EN ISO 17075-1:2017 | IEC 62 321-8:2017

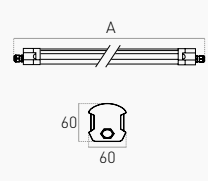
SERIES INSTALLATION



PORTATA MASSIMA PER COLLEGAMENTO IN SERIE
MAXIMUM CAPACITY FOR SERIES CONNECTION

18 W	MAX 26 pz
36 W	MAX 18 pz
56 W	MAX 13 pz

LUMENTOP STANDARD



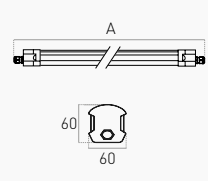
	A mm	g
18 W	630	578
36 W	1230	850
56 W	1530	1000

OUTPUT				
18 W	2.340 lm	3000 K - 4000 K - 6000 K	LOP-186000	44,00 €
36 W	4.680 lm	3000 K - 4000 K - 6000 K	LOP-361200	68,00 €
56 W	7.280 lm	3000 K - 4000 K - 6000 K	LOP-561500	88,00 €



 220-240 V
 
 IP65
 
 IK08
 
 120°
 
 CONNECTABLE
 
 3-in-1
 
 EASY TO INSTALL
 
 CCT
 50.000 h
 
 5 YEARS
 

LUMENTOP DALI-2



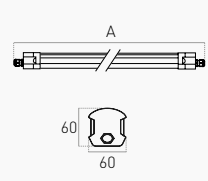
	A mm	g
18 W	630	640
36 W	1230	1000
56 W	1530	1150

OUTPUT		PROTOCOL			
18 W	2.340 lm	DALI-2	3000 K - 4000 K - 6000 K	LOPD-186000	100,00 €
36 W	4.680 lm	DALI-2	3000 K - 4000 K - 6000 K	LOPD-361200	120,00 €
56 W	7.280 lm	DALI-2	3000 K - 4000 K - 6000 K	LOPD-561500	135,00 €



 220-240 V
 
 IP65
 
 IK08
 
 120°
 
 CONNECTABLE
 
 DIMMABLE DALI-2
 
 3-in-1
 
 EASY TO INSTALL
 
 CCT
 50.000 h
 
 5 YEARS
 


LUMENTOP EMERGENCY



	A mm	g
36 W	1230	1100
56 W	1530	1250

OUTPUT		3H EMERGENCY		BATTERY			
36 W	4.680 lm	3 W	300 lm	LiFePO4 6,4 V 1.500 mAh	3000 K - 4000 K - 6000 K	LOPE-361200	130,00 €
56 W	7.280 lm	5 W	700 lm	LiFePO4 6,4 V 3.000 mAh	3000 K - 4000 K - 6000 K	LOPE-561500	145,00 €



 220-240 V
 
 IP65
 
 IK08
 
 120°
 
 3 h
 
 24 h
 
 EMERGENCY RECHARGE
 
 CONNECTABLE
 
 3-in-1
 
 EASY TO INSTALL
 
 CCT
 50.000 h
 
 5 YEARS
 

TECHNICAL NOTES

EMERGENZA TIPO SA (PERMANENTE).
LA PLAFONIERA RIMANE ACCESA E CONTINUA AD ILLUMINARE ANCHE IN CASO DI MANCANZA RETE
ALWAYS ON EMERGENCY TYPE (PERMANENT).
CEILING LIGHT STAYS ON AND CONTINUES TO LIGHT UP EVEN DURING MAINS FAILURE.


OPTIONAL PAG. 46



KIT INSTALLAZIONE A SOSPENSIONE
SUSPENSION INSTALLATION KIT

KIT-PQ40	10,00 €
-----------------	---------

INCLUDED



KIT INSTALLAZIONE A SOFFITTO O A PARETE
CEILING OR WALL INSTALLATION KIT

PLAFONIERA STAGNA

PRIMA

IP65



	A mm	g g
30 W	630	300
50 W	1230	500
70 W	1530	600

OUTPUT				
30 W	3.200 lm	4000 K	PRM-306040	34,50 €
50 W	5.400 lm	4000 K	PRM-501240	44,50 €
70 W	7.600 lm	4000 K	PRM-701540	57,00 €

220-240 V IP65 IK06 120°

CONNECTABLE 2-in-1 EASY TO INSTALL 50.000 h

INCLUDED



SERIES INSTALLATION



PREDISPOSIZIONE PER INSTALLAZIONE IN SERIE, MAX 200 W
SUITABLE FOR SERIES INSTALLATION, MAX 200 W

30 W	MAX 6 pz
50 W	MAX 4 pz
70 W	MAX 3 pz

KIT INSTALLAZIONE A SOFFITTO
CEILING INSTALLATION KIT

OPTIONAL PAG. 46



KIT INSTALLAZIONE A SOSPENSIONE
SUSPENSION INSTALLATION KIT

KIT-PQ40	10,00 €
-----------------	---------

Plafoniera IP65 con LED integrato dal design compatto, ideale per ambienti interni ed esterni.

Compact design IP65 ceiling light with integrated LED, for indoor and outdoor ambience.

PLAFONIERA STAGNA
SUPERLIGHT

IP65



TECHNICAL INDOOR

INDOOR

INDUSTRIAL

TECHNICAL OUTDOOR

OUTDOOR

SOLAR

WORK

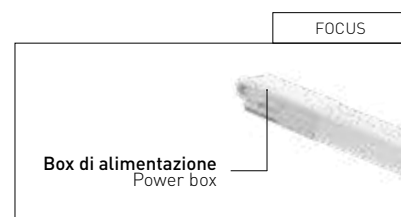
SORGENTI

	A mm	g
18 W	625	180
24 W	1150	300
36 W	1525	400

	SOURCE	OUTPUT				
18 W	1.900 lm	1.800 lm	4000 K	SPL65-186040	21,20 €	
24 W	2.500 lm	2.400 lm	4000 K	SPL65-241240	26,00 €	
36 W	3.900 lm	3.600 lm	4000 K	SPL65-361540	35,00 €	

220-240 V
 IP65
 IK06
 120°

ULTRASLIM
 EASY TO INSTALL



INCLUDED

KIT INSTALLAZIONE A SOFFITTO
 CEILING INSTALLATION KIT

Plafoniera IP65 con LED integrato dal design compatto, ideale per ambienti interni ed esterni.

Compact design IP65 ceiling light with integrated LED, for indoor and outdoor ambience.

PLAFONIERA STAGNA
SUPREMA ROUND

IP65 - TUBE INCLUDED



	A mm	B mm	g
9 W	665	69	630
18 W	1263	69	1200
36 W	1263	110	1860
48 W	1564	110	2400

TUBE	SOURCE				
1	9 W	900 lm	4000 K	SPPR-106040	24,50 €
	18 W	1.800 lm	4000 K	SPPR-181240	32,00 €
2	36 W	3.600 lm	4000 K	SPPR-361240	47,00 €
	48 W	5.000 lm	4000 K	SPPR-481540	60,00 €

170-250 V
 IP65
 IK05
 120°

TUBE INCLUDED
 EASY TO INSTALL

Plafoniera IP65 con tubi LED inclusi. Cablaggio con possibilità di derivazione linea interna, valida sostituta delle plafoniere stagne tradizionali.

IP65 ceiling light with LED tubes included. Wiring with the possibility of shunting an internal line, suitable for relamping of traditional watertight ceiling lights.

TECHNICAL NOTES

PREDISPOSIZIONE PER CONNESSIONE IN SERIE
 SUITABLE FOR SERIES CONNECTION

INCLUDED

TUBI LED SOSTITUIBILI
 REPLACEABLE LED TUBES

ACCESSORI DI FISSAGGIO E PASSACAVO
 FIXING ACCESSORIES AND CABLE GLAND

PLAFONIERA STAGNA
SUPREMA ROUND-V

IP65 - VUOTA/EMPTY



TECHNICAL INDOOR

INDOOR

INDUSTRIAL

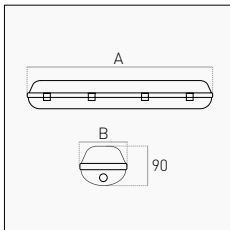
TECHNICAL OUTDOOR

OUTDOOR

SOLAR

WORK

SORGENTI



TUBE SLOT	A	B			
1	665 mm	69 mm	510 g	SPPRV-106000	14,75 €
	1260 mm	69 mm	870 g	SPPRV-181200	20,00 €
	1560 mm	69 mm	1500 g	SPPRV-241500	17,50 €
2	665 mm	110 mm	610 g	SPPRV-206000	27,50 €
	1260 mm	110 mm	1180 g	SPPRV-361200	26,00 €
	1560 mm	110 mm	1650 g	SPPRV-481500	34,50 €

170-250 V IP65 IK05 120°

NO TUBE EASY TO INSTALL

TECHNICAL NOTES


PREDISPOSIZIONE PER CONNESSIONE IN SERIE
 SUITABLE FOR SERIES CONNECTION

Plafoniera stagna IP65 per tubi Led T8 con alimentazione da singolo lato, cablaggio con possibilità di derivazione linea interna.

IP65 watertight ceiling light for T8 Led tubes with single-ended power supply, internal line derivation wiring optional.

WIRING DIAGRAMS

Cablaggio doppio tubo interno 230 V/AC
 Internal double tube wiring



INCLUDED

ACCESSORI DI FISSAGGIO E PASSACAPO
 FIXING ACCESSORIES AND CABLE GLAND

TUBI LED
FULL VISION +

HIGH EFFICIENCY



FULL VISION + 160 lm/W

	A mm	g
9 W	600	96
18 W	1200	176
22 W	1500	210

		OUTPUT			
G13	9 W	1.440 lm	4000 K	FVT8M160-096040	6,00 €
			6500 K	FVT8M160-096065	
	18 W	2.880 lm	4000 K	FVT8M160-181240	8,50 €
			6500 K	FVT8M160-181265	
	22 W	3.520 lm	4000 K	FVT8M160-221540	9,90 €
			6500 K	FVT8M160-221565	

220-240 V IP20 270°

OPAL GLASS 160 lm/W

WIRING DIAGRAMS



WIRING DIAGRAMS



RELAMPING

Spegnere la Rete.
Turn off the mains.

Rimuovere tutti i tubi fluorescenti esistenti.
Remove all fluorescent tubes.

Rimuovere gli starter e installare quello in dotazione.
Remove the starter and install the supplied one.

Installare FULL VISION +
Install FULL VISION +

Ripristinare la Rete
Turn on the mains.

Tubo LED idoneo per plafoniere con parabola riflettente. Struttura in vetro opale per un fascio luminoso omogeneo. Efficienza 160 lm/W.

LED tube suitable for ceiling lights with reflector. Opal glass structure for a homogeneous light beam. 160 lm/W efficiency.

INDUSTRIAL PACK

DISTRIBUITI IN CONFEZIONE INDUSTRIALE DA 25 PZ CON FOAM PROTETTIVO
DISTRIBUTED IN 25 PCS INDUSTRIAL PACK WITH PROTECTIVE FOAM



TUBI LED
FULL VISION



BOX

	A mm	 g
9 W	600	110
14 W	900	158
18 W	1200	211
22 W	1500	259

W	G13	OUTPUT	OUTPUT		Price
			Power	Light Output	
9 W	G13	1.000 lm	4000 K	FVT8-096040	5,50 €
			6500 K	FVT8-096065	
14 W	G13	1.540 lm	4000 K	FVT8-149040	8,50 €
			6500 K	FVT8-149065	
18 W	G13	2.000 lm	3000 K	FVT8-181230	7,30 €
			4000 K	FVT8-181240	
			6500 K	FVT8-181265	
22 W	G13	2.420 lm	3000 K	FVT8-221530	9,90 €
			4000 K	FVT8-221540	
			6500 K	FVT8-221565	

220-240 V
 IP20
 270°

OPAL GLASS

BOX

DISTRIBUITI IN SCATOLE DA 25 PZ CON PACKAGING IN CARTONE
DISTRIBUTED IN 25 PCS BOX WITH CARDBOARD PACKAGING



INDUSTRIAL PACK

	A mm	 g
9 W	600	110
18 W	1200	211
22 W	1500	259

W	G13	OUTPUT	OUTPUT		Price
			Power	Light Output	
9 W	G13	1.000 lm	4000 K	FVT8M-096040	4,50 €
			6500 K	FVT8M-096065	
18 W	G13	2.000 lm	4000 K	FVT8M-181240	6,20 €
			6500 K	FVT8M-181265	
22 W	G13	2.420 lm	4000 K	FVT8M-221540	7,80 €
			6500 K	FVT8M-221565	

220-240 V
 IP20
 270°

OPAL GLASS

INDUSTRIAL PACK

DISTRIBUITI IN CONFEZIONE INDUSTRIALE DA 25 PZ CON FOAM PROTETTIVO
DISTRIBUTED IN 25 PCS INDUSTRIAL PACK WITH PROTECTIVE FOAM



Tubo LED idoneo per plafoniere con parabola riflettente. Struttura in vetro opale per un fascio luminoso omogeneo.

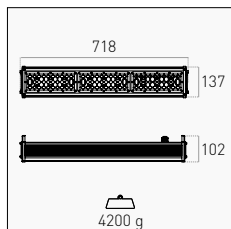
LED tube suitable for ceiling lights with reflector. Opal glass structure for a homogeneous light beam.



SOSPENSIONE INDUSTRIALE
EXTREMA 150

SOSPENSIONE INDUSTRIALE
EXTREMA 150

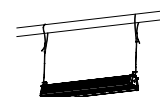
IP65 - DIMMABLE



	SOURCE	OUTPUT	PROTOCOL			
150 W	25.380 lm	22.000 lm	1-10 V	5000 K	EXTR-1501250	340,00 €
	22.500 lm	19.500 lm	DALI-2	5000 K	EXTRDL-1501250	410,00 €

220-240 V
 IP65
 IK08
 120°
 DIMMABLE 1-10 V
 DIMMABLE DALI-2
 EASY TO INSTALL
 ALUMINUM
 PC LENS
 50.000 h

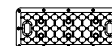
INCLUDED



KIT INSTALLAZIONE A SOSPENSIONE DA 2 M
2 M SUSPENSION INSTALLATION KIT

OPTIONAL

LENTI IN KIT DA 3 PEZZI
LENSES IN KIT OF 3 PIECES



30° - 70°	EXTR3-LENS3070	55,00 €
40° - 120°	EXTR3-LENS40120	
50° - 90°	EXTR3-LENS5090	

SUPPORTI FISSI IN KIT DA 2 PEZZI
FIXED SUPPORTS IN KIT OF 2 PIECES



Fixed	EXTR-KIT	25,00 €
-------	-----------------	---------

SUPPORTI ORIENTABILI IN KIT DA 2 PEZZI
ADJUSTABLE SUPPORTS IN KIT OF 2 PCS



Adjustable $\pm 50^\circ$	EXTR-ROTAB	47,50 €
---------------------------	-------------------	---------

SENSORE DAYLIGHT AUTODIMMERABILE
SELF-DIMMABLE DAYLIGHT SENSOR



Only for EXTR-1501250	EXTR-SENS	79,00 €
------------------------------	------------------	---------

Corpo in alluminio pressofuso ad elevata dissipazione di calore. Lente in PC resistente alle intemperie e agli urti. Facile da installare grazie a 2 cavi di sospensione in dotazione.

Die-cast aluminum body with high heat dissipation. Weatherproof and impact resistant PC lens. Easy installation with 2 suspension cables supplied.

Auto dimmerazione che mantiene costante l'illuminazione della stanza in funzione della luce ambientale.
Self-dimming able to keep room lighting constant according to the ambient light.



NEW

SOSPENSIONE INDUSTRIALE

ATLAS



TECHNICAL INDOOR

INDOOR

INDUSTRIAL

TECHNICAL OUTDOOR



OUTDOOR

SOLAR

WORK

SORGENTI

NEW

SOSPENSIONE INDUSTRIALE

ATLAS

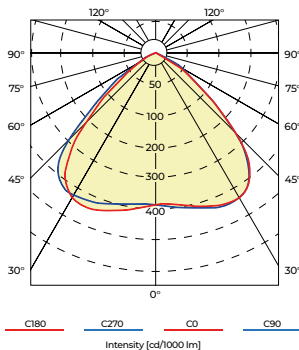
IP65 - MULTILIGHT - DIMMABLE

ATLAS è la sospensione industriale all-in-one, in alluminio, progettata per la massima versatilità e potenza. Disponibile nelle versioni Multilight (dimmerabile 0-10 V con doppio selettore di wattaggio e colore luce) e DALI-2, offre un'illuminazione personalizzabile ed efficiente. Ideale per officine, magazzini, centri logistici e stabilimenti industriali, ATLAS ottimizza il consumo energetico e migliora la qualità del lavoro. Il modulo sensore permette di programmare accensione, spegnimento e modalità stand-by, rendendolo perfetto per ambienti di passaggio.

ATLAS is the all-in-one industrial suspension. Made of aluminum, it is designed to reach the highest versatility and power. Available in Multilight (dimmable 0-10 V with double wattage and light color selector) and DALI-2 versions, it offers customizable and efficient lighting. Ideal for workshops, warehouses, logistics centers and industrial plants, ATLAS optimizes energy consumption and improves the quality of work. The sensor module allows to program on, off and stand-by mode, making it perfect for passage environments.



POLAR DIAGRAM



INCLUDED

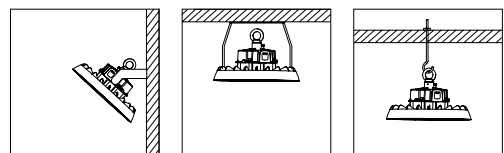


ANELLO FILETTATO PER INSTALLAZIONE A SOSPENSIONE
THREADED RING FOR SUSPENDED INSTALLATION

3-IN-1 INSTALLATION

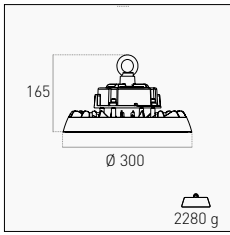
COMPLIANCE

EMC DIRECTIVE 2014/30/EU | EN IEC 55015:2019/A11:2020 | EN 61547:2009
 EN IEC 61000-3-2:2019/A1:2021 | EN 61000-3-3:2013/A2:2021
 LVD DIRECTIVE 2014/35/EU | EN IEC 60598-2-1:2021 | EN IEC 60598-1:2021+AMD11:2022
 RISCHIO FOTOBIOLOGICO CLASSE 0 | EN 62471: 2008
 GRADO DI PROTEZIONE IMPATTI ESTERNI: IK10 | IEC 62262:2002+A1:2021
 UNI ILLUMINAZIONE DEI POSTI DI LAVORO | EN 12464-1:2021
 ROHS DIRECTIVE 2011/65/EU & 2015/863 | IEC 62321-3-1:2013 | IEC 62321-5:2013 | IEC 62321-7-1:2015
 IEC 62321-7-2:2017 | IEC 62321-4:2017 | IEC 62321-6:2015 | IEC 62321-8:2017



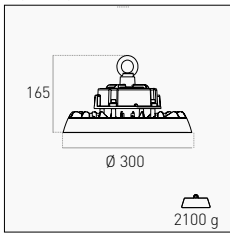
INSTALLABILE A PARETE/SOFFITTO O A SOSPENSIONE TRAMITE ACCESSORI OPZIONALI
SUITABLE FOR WALL/CEILING OR SUSPENSION INSTALLATION USING OPTIONAL ACCESSORIES

DALI-2



SOURCE		OUTPUT			
200 W	34.700 lm	30.000 lm	4000 K	ATSD-20015040 NEW	260,00 €
120-277 V	IP65 IK10 110°	3-in-1	DALI-2	50.000 h	5 YEARS CAM
		INSTALLATION	DIMMABLE DALI-2	PC DIFFUSER	

MULTILIGHT



MULTIWATT		SOURCE		OUTPUT		BICOLOR			
100 W - 150 W - 200 W	34.700 lm	30.000 lm	4000 K - 5000 K	ATS-20015000 NEW	195,00 €				
120-277 V	IP65 IK10 110°	3-in-1	MULTIWATT	CCT	50.000 h	5 YEARS CAM			
		INSTALLATION	DIMMABLE 0-10 V	BICOLOR	PC DIFFUSER				

MULTILIGHT

MULTIWATT			BICOLOR	
A	B	C	CW	NW
200 W	150 W	100 W	4000 K	5000 K



OPTIONAL (MULTILIGHT)



SENSORE IP65 A MICROONDE E CREPUSCOLARE PROGRAMMABILE
IP65 MICROWAVE AND TWILIGHT PROGRAMMABLE SENSOR

ATS-SENS NEW	35,00 €
----------------------------	---------



TELECOMANDO MULTIFUNZIONE A INFRAROSSI
IR MULTIFUNCTION REMOTE

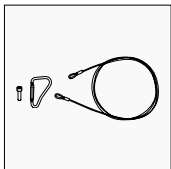
ATS-CNTR NEW	69,00 €
----------------------------	---------

DOBPIO SELETTORE PER LA REGOLAZIONE DI POTENZA E TEMPERATURA COLORE LUCE
DOUBLE SELECTOR FOR ADJUSTING POWER AND LIGHT COLOR TEMPERATURE

Il telecomando è necessario per la programmazione e la personalizzazione di tutte le funzionalità del sensore.
The remote control is required for programming and customization of all sensor functions.

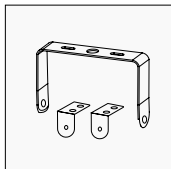
OPTIONAL

CAVO DI SICUREZZA
SAFETY CABLE



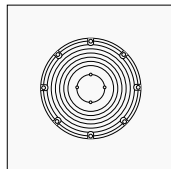
45 cm
ATS-CABLE NEW
12,00 €

STAFFA PARETE/SOFFITTO
WALL/CEILING BRACKET



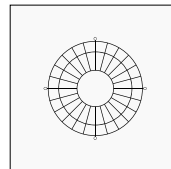
Steel
ATS-BK NEW
42,00 €

LENTI CON FASCIO LUMINOSO STRETTO
NARROW LIGHT BEAM LENSES



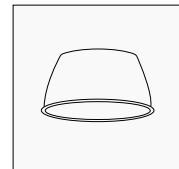
60°
ATS-LENS60 NEW
18,00 €
90°
ATS-LENS90 NEW
18,00 €

GRIGLIA PROTETTIVA
SAFETY GRID



Steel
ATS-GRIK NEW
35,00 €

RIFLETTORE
REFLECTOR



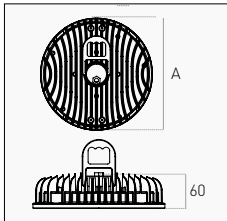
Aluminum
ATS-RFL NEW
79,00 €
PC
ATS-RFLP NEW
42,00 €




SOSPENSIONE INDUSTRIALE
DISCOVERY MAX






SOSPENSIONE INDUSTRIALE
DISCOVERY MAX

IP65



	A mm	 g
100 W	Ø 220	1432
150 W	Ø 260	1968
200 W	Ø 300	1616

	OUTPUT 360°	OUTPUT 120°		
100 W	11.830 lm	9.500 lm	4000 K	DSCM-10011040 99,00 €
150 W	16.870 lm	14.250 lm	4000 K	DSCM-15011040 139,00 €
200 W	22.570 lm	19.000 lm	4000 K	DSCM-20011040 159,00 €

  200-240 V  IP65  IK08  110°

3-in-1    30.000 h
 INSTALLATION DIE CAST ALUMINUM GLASS DIFFUSER

TECHNICAL INDOOR

INDOOR

INDUSTRIAL

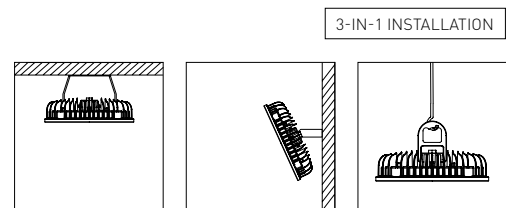
TECHNICAL OUTDOOR

OUTDOOR

SOLAR

WORK

SORGENTI



3-IN-1 INSTALLATION

INSTALLA DISCOVERY MAX A SOSPENSIONE TRAMITE SUPPORTO INCLUSO O A PARETE/SOFFITTO TRAMITE STAFFA OPZIONALE
 INSTALL DISCOVERY MAX SUSPENSION USING THE INCLUDED SUPPORT OR WALL/CEILING USING THE OPTIONAL BRACKET

INCLUDED



SUPPORTO PER GANCIO PER INSTALLAZIONE A SOSPENSIONE
 HOOK SUPPORT FOR SUSPENDED INSTALLATION

OPTIONAL

STAFFA PER MONTAGGIO A PARETE O SOFFITTO
 WALL OR CEILING MOUNTING BRACKET



DSCM-BK

27,25 €

Sospensione industriale ad alta dissipazione. Struttura robusta e resistente agli urti. Installazione a sospensione tramite supporto incluso oppure a parete o soffitto tramite staffa opzionale. Ideale per l'illuminazione di aree produttive e logistiche dove è richiesto un elevato livello di flusso luminoso e prestazioni.

High dissipation industrial suspension. Rugged and impact resistant construction. Suspended installation with support included. Wall or ceiling installation using the optional bracket. Suitable for industrial and logistic area where high level of luminous flux and performance is required.

INDUSTRIAL

SORGENTI



PROFESSIONAL
MAXIMA



40 W - Ø 78 x 151 mm - 265 g
 70 W - Ø 88 x 180 mm - 400 g
 100 W - Ø 98 x 198 mm - 518 g
 150 W - Ø 114 x 230 mm - 770 g

E27	40 W	4.300 lm	4000 K	MX-402740	75,00 €
	70 W	7.600 lm	4000 K	MX-704040	112,00 €
E40	100 W	10.950 lm	6500 K	MX-704065	
			4000 K	MX-1004040	127,00 €
	150 W	16.490 lm	6500 K	MX-1004065	
			4000 K	MX-1504040	190,00 €
			6500 K	MX-1504065	

175-250 V IP20 200°

HIGH DISSIPATION DIE CAST ALUMINUM

TECHNICAL INDOOR

INDOOR

INDUSTRIAL

TECHNICAL OUTDOOR

OUTDOOR

SOLAR

WORK

SORGENTI

TECHNICAL NOTES

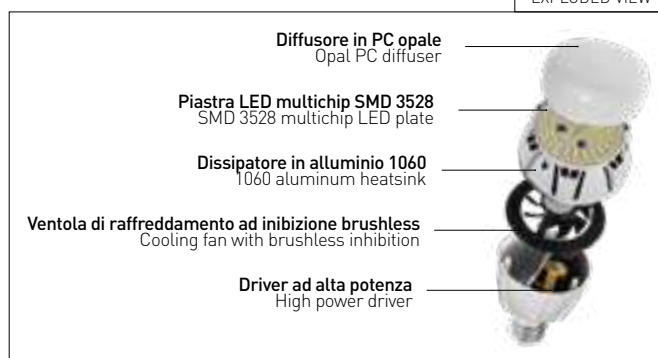
IN SOSTITUZIONE DI LAMPADE TRADIZIONALI AL CORPO PRODOTTO
 VA RIMOSSO IL REATTORE E CABLATO DIRETTAMENTE A 230 V
 TO REPLACE TRADITIONAL LAMPS, THE BALLAST MUST BE REMOVED
 FROM THE PRODUCT BODY AND WIRED DIRECTLY TO 230 V

INSTALLATION



IDONEO PER SOSPENSIONI INDUSTRIALI APERTE
 SUITABLE FOR OPEN INDUSTRIAL SUSPENSION

EXPLODED VIEW



Corpo in alluminio pressofuso verniciato a polveri epossidiche. Idonea per sospensioni industriali aperte in ambienti interni.

Body in die-cast aluminum painted with epoxy powders. Suitable for open industrial suspensions in indoor environments.

CELESTARY®



04

TECHNICAL TECHNICAL TECHNICAL



OUTDOOR OUTDOOR OUTDOOR

TECHNICAL INDOOR

INDOOR

INDUSTRIAL

TECHNICAL OUTDOOR

OUTDOOR

SOLAR

WORK

SORGENTI



STREET

NEW ZEUS

PLAZA

EVOSTREET

AREA

ZEROTONDO

CITYONE



SORGENTI

LOTUS

PLOSE STREET

PLOSE



PROIETTORI

SIRIO SLIM

SIRIO BT

PORTEO

SMILE

DMEMORY ASIMMETRICO

RAINBOW



ARCHITETTURALE

NEW REGOLO

NEW BLAZE

DOBI

SPIKE

NEW

LAMPIONE URBANO

ZEUS



150 W

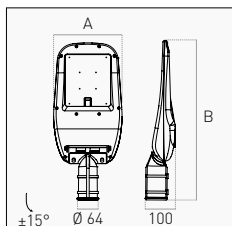
40 W

NEW

LAMPIONE URBANO

ZEUS

CLASS II - 186 lm/W - IP65 - ASYMMETRICAL

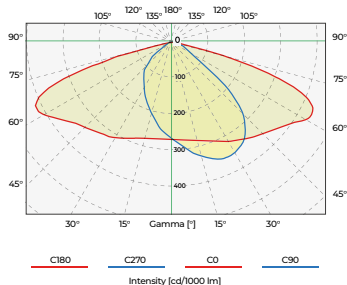


	A mm	B mm	g g
40 W	210	505	2480
60 W	210	505	2426
90 W	240	540	2907
150 W	280	610	4218

	SOURCE	OUTPUT		
40 W	7.450 lm	6.800 lm	3000 K	ZS-4017030 NEW
			4000 K	ZS-4017040 NEW
60 W	11.180 lm	10.280 lm	3000 K	ZS-6017030
			4000 K	ZS-6017040
90 W	16.880 lm	15.300 lm	3000 K	ZS-9017030
			4000 K	ZS-9017040
150 W	27.840 lm	25.610lm	3000 K	ZS-15017030
			4000 K	ZS-15017040

 100-277 V
  IP65
  IK08
  70° x 150°
  186 lm/W
  RAL 9007
  POLE CONNECTION
  DIE-CAST ALUMINIUM
  TEMPERED GLASS
  100.000 h
  5 YEARS
  CAM

POLAR DIAGRAM



Illuminazione stradale di classe 2 in alluminio pressofuso di alta qualità, montabile su palo dritto o curvo. Dotato di scaricatore integrato da 10 kV per proteggere il prodotto da cariche elettrostatiche e sovratensioni. Lenti asimmetriche per una distribuzione efficiente della luce lungo la strada. Verniciatura a polveri epossidiche per maggiore resistenza agli agenti corrosivi. Soluzione affidabile e durevole per garantire sicurezza e visibilità in ambienti urbani e suburbani.

Class 2 street light made of high quality die-cast aluminium, mountable on straight or curved pole. Equipped with integrated 10 kV arrester to protect the product from electrostatic charges and overvoltages. Asymmetrical lenses for efficient distribution of light along the road. Epoxy powder coating for greater resistance to corrosive agents. Reliable and durable solution to ensure safety and visibility in urban and suburban environments.

TECHNICAL NOTES



FACILE REGOLAZIONE ±15° CON TACCHE DI BLOCCAGGIO
EASY ADJUSTMENT WITH ± 15° LOCKING NOTCHES

INSTALLATION



IDONEO PER FISSAGGIO A PALO DRITTO O CURVO
SUITABLE FOR CURVED OR STRAIGHT POLE

INCLUDED



SCARICATORE DI SOVRATENSIONE DA 10 KV INTEGRATO: EVITA IL DANNEGGIAMENTO DEL PRODOTTO IN CASO DI FORTI CARICHE ELETTROSTATICHE O SOVRATENSIONI
 INTEGRATED 10 KV SPD (SURGE PROTECTION DEVICE): AVOID DAMAGE TO THE PRODUCT IN THE EVENT OF STRONG ELECTROSTATIC CHARGES OR OVERVOLTAGES

COMPLIANCE

EMC DIRECTIVE 2014/30/EU | EN 55015:2019 | EN 61547:2009 | EN 61000-3-2:2019 | EN 61000-3-3:2013+A1:2019
 LVD DIRECTIVE 2014/35/EU | EN-60598-1:2015+A1:2018 | EN 62493:2015 | EN-60598-2-3:2003+A1:2011
 ROHS DIRECTIVE 2011/65/CE | IEC 62321-1:2013 | IEC 62321-2:2013 | IEC 62321-3-1:2013 | IEC 6231-4:2013+A1:2017
 IEC 6231-5:2013 | IEC 62321-6:2015 | IEC 62321-7-1:2015 | IEC 62321-7-2:2017 | IEC 62321-8:2017

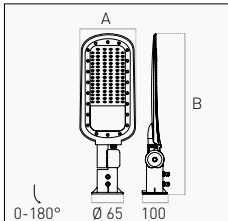
LAMPIONE URBANO
PLAZA



LAMPIONE URBANO

PLAZA

CLASS I - IP66 - ASYMMETRICAL



	A mm	B mm	g
40 W	160	520	1615
60 W	180	558	1900
100 W	220	615	2545
150 W	247	665	2850

OUTPUT				
40 W	5.600 lm	4000 K	PLZ-4014040	92,50 €
60 W	8.400 lm	4000 K	PLZ-6014040	112,50 €
100 W	14.000 lm	4000 K	PLZ-10014040	162,50 €
150 W	20.250 lm	4000 K	PLZ-15014040	187,50 €


 220-240 V IP66 IK08 90° x 140° Ø 60 mm 50.000 h 5 YEARS CAM

INSTALLATION

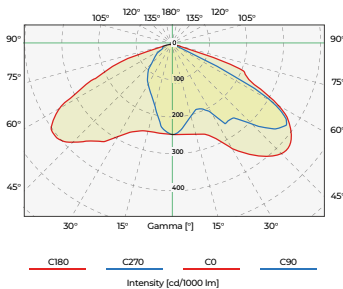


REGOLAZIONE ATTACCO PALO 0°-180°
POLE ADAPTOR ADJUSTMENT 0°-180°



IDONEO PER FISSAGGIO A PALO DRITTO, CURVO O A PARETE
SUITABLE FOR CURVED, STRAIGHT POLE OR WALL FIXING


POLAR DIAGRAM



Corpo in alluminio pressofuso, garantisce solidità e durata nel tempo. La verniciatura a polveri epossidiche resistente alla corrosione protegge efficacemente la struttura dall'usura degli agenti atmosferici mentre le lenti asimmetriche in PC assicurano una diffusione uniforme e direzionata della luce. Grazie all'attacco palo regolabile 0-180° può essere installato su pali dritti o curvi.

Die-cast aluminum body, it guarantees solidity and durability over time. The corrosion-resistant epoxy powder coating effectively protects the structure against atmospheric agents, while the asymmetrical PC lenses assure a uniform and focused light diffusion. Thanks to the 0-180° adjustable pole connection, it can be installed on straight or curved poles.

TECHNICAL NOTES



DIFFERENZA TRALENTE SIMMETRICA ELENTE ASIMMETRICA
DIFFERENCE BETWEEN SYMMETRICAL LENS AND ASYMMETRICAL LENS

INCLUDED



SCARICATORE DI SOVRATENSIONE DA 10 KV: EVITA IL DANNEGGIAMENTO DEL PRODOTTO IN CASO DI FORTI CARICHE ELETTROSTATICHE O SOVRATENSIONI
10 KV SPD (SURGE PROTECTION DEVICE): AVOID DAMAGE TO THE PRODUCT IN THE EVENT OF STRONG ELECTROSTATIC CHARGES OR OVERVOLTAGES

COMPLIANCE

EMC DIRECTIVE 2014/30 /EU | EN IEC 55015:2019+A11 | EN 61547:2009 | EN IEC 61000-3-2:2019 | EN 61000-3-3:2013+A1
LVD DIRECTIVE 2014/35/EU | EN-60598-1:2015+A1 | EN 62493:2015 | EN-60598-2-3:2003+A1 | EN 62471:2008
ROHS DIRECTIVE 2011/65/EU ANNEX II AND ITS AMENDMENT DIRECTIVE [EU] 2015/863 | IEC 62321-3-1:2013 | IEC6231-4:2013+A1:2017
IEC6231-5:2013 | IEC62321-6:2015 | IEC62321-7-1:2015 | IEC62321-7-2:2017 | IEC62321-8:2017

LAMPIONE URBANO
EVOSTREET



60 W - 90 W

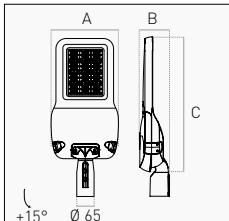


120 W - 150 W

LAMPIONE URBANO

EVOSTREET

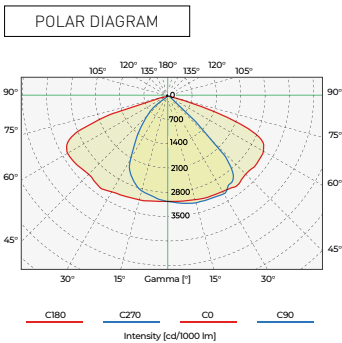
IP65 - ASYMMETRICAL



	A mm	B mm	C mm	g
60 W	228	135	590	3975
90 W	256	141	606	5400
120 W	260	130	690	6000
150 W	260	130	690	6000

	SOURCE	OUTPUT				
60 W	100-240 V/AC	9.000 lm	7.200 lm	4000 K	EVOS-609540	220,00 €
90 W	100-240 V/AC	13.500 lm	10.800 lm	4000 K	EVOS-909540	290,00 €
120 W	180-270 V/AC	18.000 lm	14.400 lm	4000 K	EVOS-1209540	350,00 €
150 W	180-270 V/AC	22.500 lm	18.000 lm	4000 K	EVOS-1509540	380,00 €

100-270 V
 IP65
 IK08
 90° x 144°
 RAL 9006
 POLE CONNECTION
 HIGH DISSIPATION
 TEMPERED GLASS
 DIE-CAST ALUMINUM
 50.000 h
 5 YEARS
 CAM



Robusta armatura stradale in alluminio pressofuso dotata di vetro temperato resistente agli shock termici. Sezionatore di serie che interrompe l'alimentazione elettrica all'apertura della calotta superiore

Sturdy die-casting aluminum road lighting, equipped with tempered glass thermal shockproof. Switch disconnecter able to cut off the power supply when the cover is opened

INSTALLATION



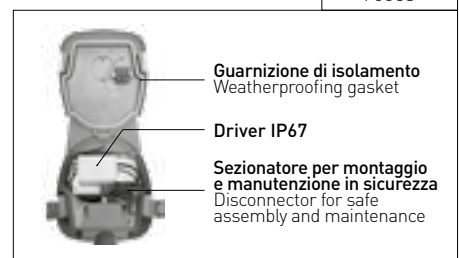
IDONEO PER FISSAGGIO A PALO DRITTO O CURVO
SUITABLE FOR CURVED OR STRAIGHT POLE

TECHNICAL NOTES



FACILE REGOLAZIONE $\pm 15^\circ$ CON TACCHE DI BLOCCAGGIO
EASY ADJUSTMENT WITH $\pm 15^\circ$ LOCKING NOTCHES

FOCUS



COMPLIANCE

EMC DIRECTIVE 2014/30/EU | EN 55015:2013+A1:2015 | EN 61547:2009 | EN 61000-3-2:2014 | EN 61000-3-3:2013
 LVD DIRECTIVE 2014/35/EU | EN-60598-1:2015 | EN-60598-2-3:2003+A1:2011 | EN 62031:2008+A1:2013+A2:2015 | EN 62493:2015 | EN 62471:2008
 ROHS DIRECTIVE 2011/65/EU ANNEX II AND ITS AMENDMENT DIRECTIVE [EU] 2015/863 | IEC 62321-1:2013 | IEC 6231-4:2013+A1:2017
 IEC 6231-5:2013 | IEC 62321-6:2015 | IEC 62321-7-1:2015 | IEC 62321-7-2:2017 | IEC 62321-8:2017

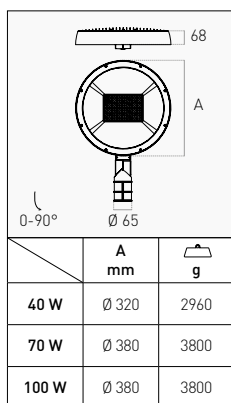
LAMPIONE URBANO
AREA



LAMPIONE URBANO

AREA

IP65 - ASYMMETRICAL



	SOURCE		OUTPUT			
40 W	5.560 lm	5.280 lm	4000 K	AREA-403240	167,50 €	
70 W	10.790 lm	9.810 lm	4000 K	AREA-703840	205,00 €	
100 W	13.940 lm	12.670 lm	4000 K	AREA-1003840	230,00 €	

100-277 V IP65 IK08 90° x 140°
 Ø 60 mm RAL 9023 POLE CONNECTION HIGH DISSIPATION TEMPERED GLASS DIE-CAST ALUMINUM 50.000 h

	A mm	g
40 W	Ø 320	2960
70 W	Ø 380	3800
100 W	Ø 380	3800

LENS

MIGLIORAMENTO DEL COMFORT VISIVO GRAZIE ALL'UTILIZZO DELLE LENTI T2M ASIMMETRICHE
IMPROVED VISUAL COMFORT THANKS TO THE USE OF ASYMMETRICAL T2M LENSES



TECHNICAL NOTES



REGOLAZIONE ATTACCO PALO 0°-90°
POLE ADAPTOR ADJUSTMENT 0°-90°


INSTALLATION



IDONEO PER FISSAGGIO A PALO DRITTO O CURVO
SUITABLE FOR CURVED OR STRAIGHT POLE

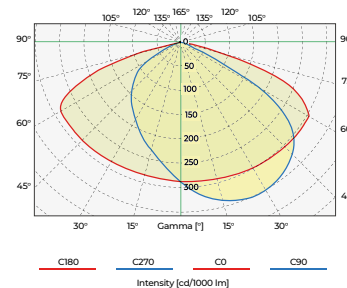
Corpo in alluminio pressofuso, garantisce solidità e durata nel tempo. La verniciatura a polveri epossidiche resistente alla corrosione protegge efficacemente la struttura dall'usura degli agenti atmosferici mentre il diffusore in vetro temperato, resistente agli shock termici e agli urti, assicura una diffusione uniforme e sicura della luce. Grazie all'attacco palo regolabile 0-90° può essere installato su pali dritti o curvi.

Die-cast aluminum body, it guarantees robustness and durability over time. The corrosion-resistant epoxy powder coating effectively protects the structure against atmospheric agents, while the tempered glass diffuser, resistant to thermal shock and impact, ensures a uniform and safe diffusion of light. Thanks to the 0-90° adjustable pole connection, it can be installed on straight or curved poles.



DIFFERENZA TRALENTE SIMMETRICA ELENTE ASIMMETRICA
DIFFERENCE BETWEEN SYMMETRICAL LENS AND ASYMMETRICAL LENS

POLAR DIAGRAM



INCLUDED



SCARICATORE DI SOVRATENSIONE DA 10 KV: EVITA IL DANNEGGIAMENTO DEL PRODOTTO IN CASO DI FORTI CARICHE ELETTROSTATICHE O SOVRATENSIONI
10 KV SPD (SURGE PROTECTION DEVICE): AVOID DAMAGE TO THE PRODUCT IN THE EVENT OF STRONG ELECTROSTATIC CHARGES OR OVERVOLTAGES

COMPLIANCE

EMC DIRECTIVE 2014/30/EU | EN IEC 55015:2019+A11/A11:2020 | EN 61547:2009 | EN IEC 61000-3-2:2019 | EN 61000-3-3:2013+A1:2019
LVD DIRECTIVE 2014/35/EU | EN EN-60598-1:2015+A1:2018 | EN 62031:2008+A1:2013+A2:2015 | EN-60598-2-1:1989 | EN 62493:2015
ROHS DIRECTIVE 2011/65/CE | IEC 62321-3-1:2013 | IEC 6231-4:2013+A1:2017 | IEC 6231-5:2013
IEC 62321-6:2015 | IEC 62321-7-1:2015 | IEC 62321-8:2017

TECHNICAL INDOOR

INDOOR

INDUSTRIAL

TECHNICAL OUTDOOR

OUTDOOR

SOLAR

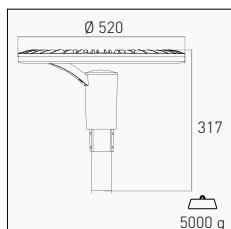
WORK

SORGENTI

LAMPIONE URBANO ROTOSIMMETRICO

ZEROTONDO

IP65



INSTALLATION



IDEALE PER VIALI, GIARDINI PUBBLICI E RESIDENCE
IDEAL FOR AVENUES, PUBLIC GARDENS AND RESIDENCES

Solida struttura in alluminio pressofuso che garantisce robustezza e resistenza nel tempo. Il diffusore opale in policarbonato offre una diffusione uniforme della luce, creando un'illuminazione omogenea e piacevole.

Solid die-cast aluminum structure that guarantees sturdiness and resistance over time. The opal polycarbonate diffuser offers a uniform diffusion of light, creating a homogeneous and pleasant lighting.

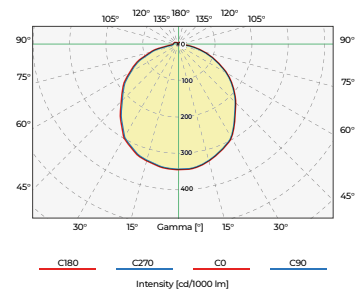
OUTPUT

60 W	4.650 lm	4000 K	ZTD-605240	425,00 €
------	----------	--------	-------------------	----------

110-240 V IP65 IK08 100°

Ø 60 mm 50.000 h
 RAL 7024 POLE CONNECTION PC DIFFUSER DIE-CAST ALUMINUM

POLAR DIAGRAM



COMPLIANCE

EMC DIRECTIVE 2014/30/EU | EN 55015:2013+A1:2015 | EN 61547:2009 | EN 61000-3-2:2014 | EN 61000-3-3:2013
 LVD DIRECTIVE 2014/35/EU | EN-60598-2-1:1989 | EN-60598-1:2018 | EN 62493:2015
 ROHS DIRECTIVE (EU) 2015/863 ANNEX II TO 2011/65/CE | IEC 62321-3-1:2013
 IEC6231-4:2013+A1:2017 | IEC6231-5:2013 | IEC62321-6:2015 | IEC62321-7-1:2015 | IEC62321-8:2017

LAMPIONE URBANO ROTOSIMMETRICO

CITYONE

IP65



TECHNICAL INDOOR

INDOOR

INDUSTRIAL

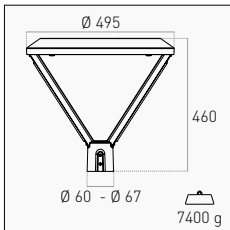
TECHNICAL OUTDOOR

OUTDOOR

SOLAR

WORK

SORGENTI



SOURCE		OUTPUT			
60 W	8.100 lm	7.800 lm	3000 K	CTY-604530	387,00 €
			4000 K	CTY-604540	

200-240 V
 IP65
 IK08
 138°
 RAL 9006
 POLE CONNECTION
 HIGH DISSIPATION
 TEMPERED GLASS
 DIE-CAST ALUMINUM
 50.000 h
 5 YEARS
 CAM

OPTIONAL



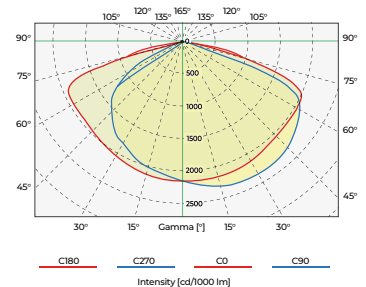
RIDUTTORE IN ALLUMINIO PER PALI DA Ø 75 A Ø 60 MM
ALUMINUM REDUCER FOR POLES FROM Ø 75 TO Ø 60 MM

ATP-CTY	15,00 €
----------------	---------

Struttura in alluminio pressofuso verniciata con polveri epossidiche resistenti alla corrosione. Diffusore in vetro temperato resistente agli shock termici e agli urti.

Structure in die-cast aluminum painted with corrosion resistant epoxy powders. Diffuser in tempered glass resistant to thermal shock and impact.

POLAR DIAGRAM



COMPLIANCE

EMC DIRECTIVE 2014/30/EU | EN IEC 55015:2019+A11/A11:2020 | EN 61547:2009 | EN IEC 61000-3-2:2019 | EN 61000-3-3:2013+A1:2019
LVD DIRECTIVE 2014/35/EU | EN 60598-2-3:2003+A1:2011 | EN IEC 60598-1:2021 EN 62493:2015 | EN IEC 62031:2020
ROHS DIRECTIVE 2011/65/EU | IEC 62321-3-1:2013 | IEC 6231-4:2013+A1:2017
 IEC 6231-5:2013 | IEC 62321-6:2015 | IEC 62321-7-1:2015 | IEC 62321-8:2017



STREET
SORGENTI

PROFESSIONAL
LOTUS

HIGH POWER



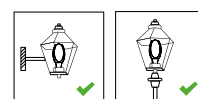
30 W - Ø 96 x 228 mm - 265 g
50 W - Ø 108 x 264 mm - 330 g
50 W E40 - Ø 108 x 274 mm - 405 g

E27	30 W	2.800 lm	1800 K	LTS-302718	31,00 €
		3.200 lm	3000 K	LTS-302730	30,00 €
			4000 K	LTS-302740	
	50 W	4.250 lm	1800 K	LTS-502718	45,50 €
		5.400 lm	2200 K	LTS-502722	43,00 €
			3000 K	LTS-502730	
4000 K			LTS-502740		
E40	50 W	5.400 lm	2200 K	LTS-504022	45,50 €
			3000 K	LTS-504030	
			4000 K	LTS-504040	

 220-240 V
  IP20
  330°

 HIGH DISSIPATION

INSTALLATION



IDONEA PER AMBIENTI ESTERNI IN APPARECCHI IP65
SUITABLE FOR OUTDOOR ENVIRONMENTS IN IP65 LUMINAIRES

Lampada ad alta potenza simile alle tradizionali SAP, garantisce una luce morbida e uniforme. Ottima dissipazione e idonea all'uso prolungato.

High-power lamp with SAP traditional shape, for a soft and uniform light. Excellent dissipation suitable for prolonged use.

PROFESSIONAL
PLOSE STREET

ORIENTABLE



0-350° Ø 90 x 260 mm - 634 g


E40	54 W	8.000 lm	4000 K	PSS-544040	96,00 €
-----	------	----------	--------	-------------------	---------

220-240 V IP20 IK08 120°

ORIENTABLE HIGH DISSIPATION ALUMINUM

TECHNICAL NOTES

INSTALLATION



ROTAZIONE SU ASSE 0-350°
ROTATION ON AXIS 0-350°



IDONEA PER AMBIENTI ESTERNI IN APPARECCHI IP65
SUITABLE FOR OUTDOOR ENVIRONMENTS IN IP65 LUMINAIRES

Speciale lampada auto dissipante ideale per il relamping LED degli apparecchi. Idonea per apparecchi chiusi IP65.
Rotazione su asse di 350° per dirigere il flusso luminoso verso l'area desiderata.

Special self-dissipating lamp ideal for LED relamping of luminaires. Suitable for IP65 closed luminaires.
350° rotation on axis to direct the luminous flux towards the desired area.

PROFESSIONAL
PLOSE

HIGH POWER



30 W - Ø 73 x 175 mm - 430 g
40 W - Ø 73 x 180 mm - 450 g
E40 - Ø 73 x 195 mm - 460 g

E27	30 W	4.300 lm	3000 K	PSE-302730	60,00 €
			4000 K	PSE-302740	
			6500 K	PSE-302765	
E40	40 W	5.700 lm	3000 K	PSE-402730	81,50 €
			4000 K	PSE-402740	
			6500 K	PSE-402765	
E40	40 W	5.700 lm	3000 K	PSE-404030	86,50 €
			4000 K	PSE-404040	
			6500 K	PSE-404065	

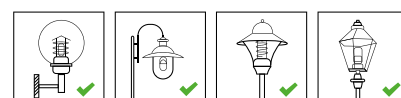
100-240 V IP20 IK08 280° x 360°

HIGH DISSIPATION ALUMINUM 50.000 H

TECHNICAL NOTES

ANGOLO LUCE DI 360° ORIZZONTALE E 280° VERTICALE
360° HORIZONTAL AND 280° VERTICAL LIGHT BEAM

INSTALLATION



IDONEA PER AMBIENTI ESTERNI IN APPARECCHI IP65
SUITABLE FOR OUTDOOR ENVIRONMENTS IN IP65 LUMINAIRES

Applicabile in apparecchi con grado di protezione IP65, angolo luce di 360° su piano orizzontale ed elevata resa luminosa.

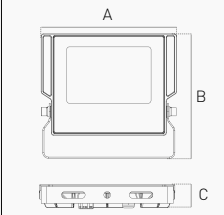
Suitable for IP65 fixtures, 360° light beam angle on horizontal axis and high light output.



PROIETTORE
SIRIO SLIM

PROIETTORI
SIRIO SLIM

IP66 - ULTRA SLIM



	A mm	B mm	C mm	g
20 W	160	147	29	480
30 W	160	147	29	480
50 W	200	178	29	760
70 W	270	230	29	1400
100 W	270	230	29	1400
150 W	366	303	34	2800
200 W	366	303	34	2800

OUTPUT

20 W	2.100 lm	Grey ■	4000 K	SRS-209540	27,50 €
			6000 K	SRS-209560	
		White □	4000 K	SRSB-209540	
30 W	3.150 lm	Grey ■	4000 K	SRS-309540	32,50 €
			6000 K	SRS-309560	
		White □	4000 K	SRSB-309540	
50 W	5.250 lm	Grey ■	4000 K	SRS-509540	36,00 €
			6000 K	SRS-509560	
		White □	4000 K	SRSB-509540	
70 W	7.350 lm	Grey ■	4000 K	SRS-709540	65,00 €
			6000 K	SRS-709560	
		White □	4000 K	SRSB-709540	
100 W	10.500 lm	Grey ■	4000 K	SRS-1009540	89,00 €
			6000 K	SRS-1009560	
		White □	4000 K	SRSB-1009540	
150 W	15.750 lm	Grey ■	4000 K	SRS-1509540	135,00 €
			6000 K	SRS-1509560	
		White □	4000 K	SRSB-1509540	
200 W	21.000 m	Grey ■	4000 K	SRS-2009540	152,00 €
			6000 K	SRS-2009560	
		White □	4000 K	SRSB-2009540	



 200-240 V
 
 IP66
 
 IK08
 
 110°
 
 HIGH DISSIPATION
 
 ULTRASLIM
 
 304 STAINLESS STEEL
 
 DIE-CAST ALUMINUM
 
 GLASS
 
 30.000 h
 
 4000 K 6000 K

TECHNICAL NOTES

Proiettore ultraslim IP66 con un design sottile e resistente all'acqua, ideale per l'uso all'aperto. Realizzato in alluminio pressofuso e diffusore in vetro ad alta resistenza.

IP66 ultra-slim floodlight with a slim, water-resistant design, ideal for outdoor use. Made of die-cast aluminum and high resistance glass diffuser.

COMPLIANCE

EMC DIRECTIVE 2014/30/EU | EN 55015:2013 /A1:2015 | EN 61547:2009 | EN 61000 3-2:2014 | EN 61000 3-3:2013
 LVD DIRECTIVE 2014/35/EU | EN 60598-1:2015+A1:2018 | EN 60598-2-5:2015
 ROHS DIRECTIVE 2011/65/CE | IEC 62321-3-1:2013 ED 1.0 | IEC6231-5:2013 ED 1.0
 IEC6231-2013+AMD1:2017 IEC 62321-7-1:2015 ED 1.0 | IEC 62321-7-2:2017 ED 1.0
 IEC623-2-1-4:2017 ED 1.0 | IEC 62321-6:2015 | IEC 62321-8:2017 ED.1.0



VALVOLA ANTI CONDENZA IMPERMEABILE. RIMUOVE L'UMIDITÀ ED EVITA LA CONDENZA
WATERPROOF ANTI-CONDENSATION VALVE. REMOVES MOISTURE AND PREVENTS CONDENSATION



CAVO IN GOMMA H05RN-F 3 X 1.0 MM² RESISTENTE AI RAGGI UV E ALLE BASSE TEMPERATURE. PRESSACAVO IN ACCIAIO INOX.
RUBBER CABLE H05RN-F 3X1.0 MM² RESISTANT TO UV RAYS AND LOW TEMPERATURES. STAINLESS STEEL CABLE GLAND.



PROIETTORE
SIRIO SLIM



TECHNICAL INDOOR

INDOOR

INDUSTRIAL

TECHNICAL OUTDOOR



OUTDOOR

SOLAR

WORK

SORGENTI

PROIETTORE

SIRIO SLIM

HIGH POWER - IP66 - ULTRA SLIM

Proiettore ad alta potenza realizzato in alluminio pressofuso, dotato di protezione IP66, offre prestazioni eccezionali e resistenza alle intemperie. Con le sue 4 ottiche differenti, offre una flessibilità straordinaria per adattarsi alle diverse esigenze di illuminazione, ideale per illuminare ambienti esterni con precisione e affidabilità.

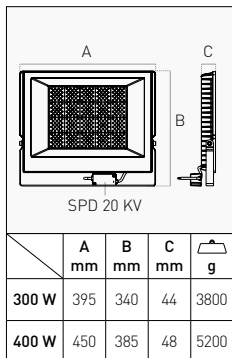
Die-cast aluminum high power floodlight equipped with IP66 protection, it offers exceptional performance and resistance to bad weather. With its 4 different optics, it is suitable for all kinds of lighting needs, thanks to its extraordinary flexibility. ideal for lighting outdoor environments with precision and reliability.

FOCUS



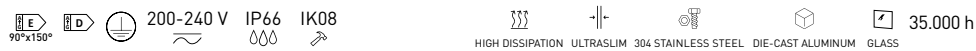
COMPLIANCE

EMC DIRECTIVE 2014/30/EU | EN 55015:2013 /A1:2015 | EN 61547:2009 | EN 61000 3-2:2014 | EN 61000 3-3:2013
LVD DIRECTIVE 2014/35/EU | EN 60598-1:2015+A1:2018 | EN 60598-2-5:2015
ROHS DIRECTIVE 2011/65/CE | IEC 62321-3-1:2013 ED 1.0 | IEC6231-5:2013 ED 1.0 | IEC6231-4:2013+AMD1:2017
IEC 62321-7-1:2015 ED 1.0 | IEC 62321-7-2:2017 ED 1.0 | IEC623-2-1-4:2017 ED 1.0 | IEC 62321-6:2015 | IEC 62321-8:2017 ED.1.0

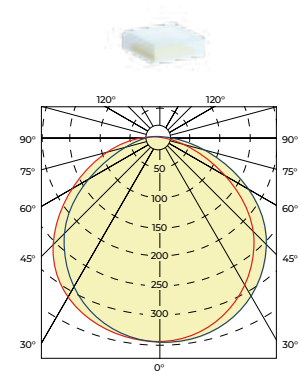
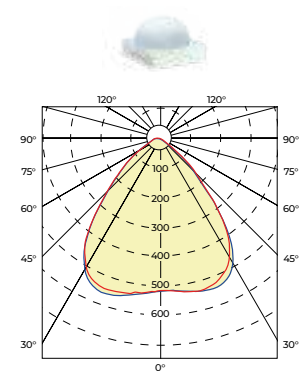
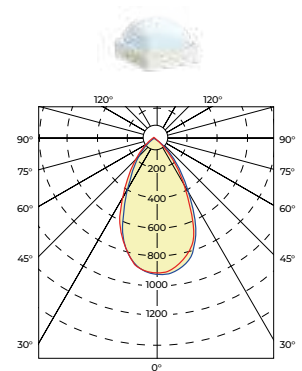
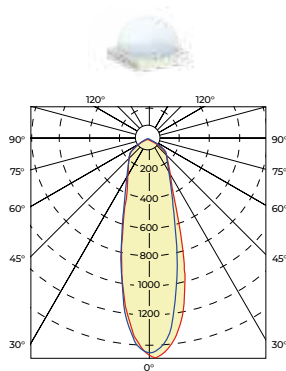





OUTPUT

300 W	34.610 lm	30°	Grey	4000 K	SRS-3003040	275,00 €
	35.280 lm	60°	Grey	4000 K	SRS-3006040	
	35.500 lm	90° x 150°	Grey	4000 K	SRS-3009040	
	34.760 lm	120°	Grey	4000 K	SRS-30012040	
400 W	46.300 lm	30°	Grey	4000 K	SRS-4003040	350,00 €
	46.450 lm	60°	Grey	4000 K	SRS-4006040	
	47.300 lm	90° x 150°	Grey	4000 K	SRS-4009040	
	46.390 lm	120°	Grey	4000 K	SRS-40012040	



OPTICS



C180 C270 C0 C90
Intensity [cd/1000 lm]

INCLUDED

SCARICATORE DI SOVRATENSIONE DA 20 KV
EVITA IL DANNEGGIAMENTO DEL PRODOTTO IN CASO DI FORTI
CARICHE ELETTROSTATICHE O SOVRATENSIONI
20 KV SPD [SURGE PROTECTION DEVICE]
IT AVOIDS PRODUCT DAMAGE IN CASE OF STRONG
ELECTROSTATIC CHARGE OR OVERVOLTAGE.



PROGETTO

ILLUMINA GRANDI AREE

LIGHT UP BIG

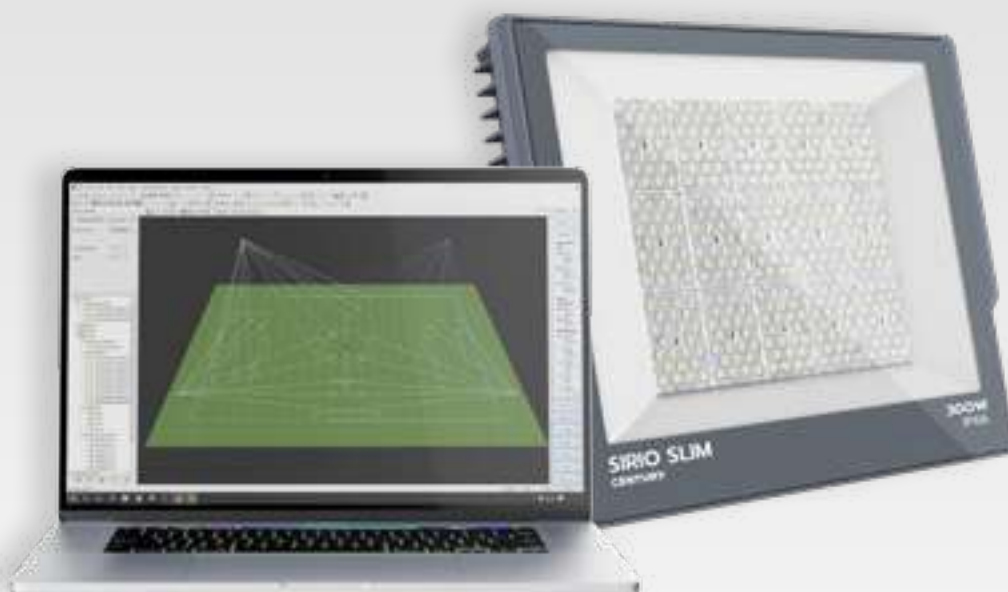
CENTURY® si pone al fianco di installatori e proprietari di strutture con un servizio veloce e puntuale orientato alla massimizzazione dell'efficienza energetica. Illumina le grandi aree con prodotti LED affidabili che concentrano la luce solo dove serve.

Utilizzando grafici e calcoli illuminotecnici come esempi di installazione a scopo informativo, CENTURY® ILLUMINA GRANDI AREE risponde alle domande più frequenti sull'illuminazione di qualità di impianti sportivi e industriali.

CENTURY® stands alongside installers and owners of structures with a fast and punctual service aimed at maximizing energy efficiency. We illuminate large areas with reliable LED products that concentrate light only where it is needed.

Using graphs and lighting calculations as installation examples for informational purposes, CENTURY® LIGHT UP BIG answers the most frequently asked questions about quality lighting in sports and industrial facilities.

PROGETTAZIONE ILLUMINOTECNICA LIGHTING DESIGN



Gli esempi riportati sono puramente indicativi. Per progetti dettagliati invitiamo ad usufruire del servizio gratuito di progettazione illuminotecnica.

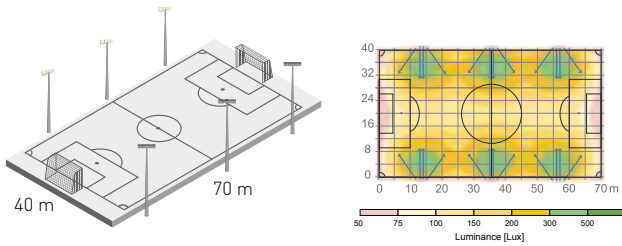
Scansiona il QR CODE per accedere alla sezione digitale.

The examples are purely indicative. For detailed projects, we invite you to take advantage of the free lighting design service.

Scan the QR CODE to access the digital section.

CALCIO A 8 8-A-SIDE FOOTBALL

Fino a 5.000 spettatori Up to 5,000 spectators



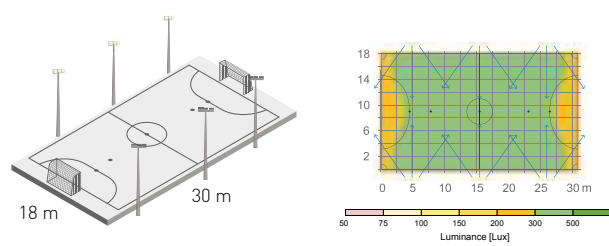
Product	Poles	Total Watt	Luminance
N. 24 SIRIO SLIM 400 W 60° [SRS-4006040]	N. 6 x 12 m	9.600 W	180 lx avg.

Illuminare un campo da calcio amatoriale significa salvaguardare due aspetti: efficienza e qualità. La luce deve necessariamente essere progettata per minimizzare i costi energetici e gli abbagliamenti luminosi.

Lighting an amateur football field means safeguarding two aspects: efficiency and quality. Light must necessarily be designed to minimize energy costs and glare.

CALCIO A 5 FUTSAL

Per competizioni dilettantistiche For amateur competitions



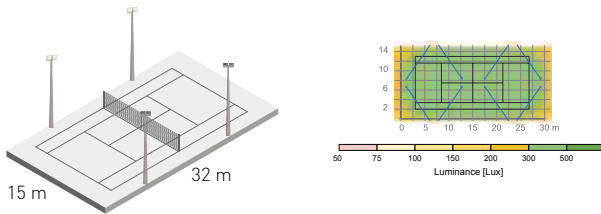
Product	Poles	Total Watt	Luminance
N. 18 SIRIO SLIM 300 W 60° [SRS-3006040]	N. 6 x 10 m	5.400 W	336 lx avg.

Quando si illumina un campo da calcio a 5 i giocatori devono essere messi nelle condizioni di dare il meglio di sé e divertirsi. Al contempo i gestori della struttura non devono preoccuparsi dei costi energetici e dell'affidabilità dei prodotti.

When a futsal pitch is lit up, the players must be able to give their best and have fun. At the same time, facility managers do not have to worry about energy costs and product reliability.

TENNIS

Fino alla serie A1 - FIT Up to Top League



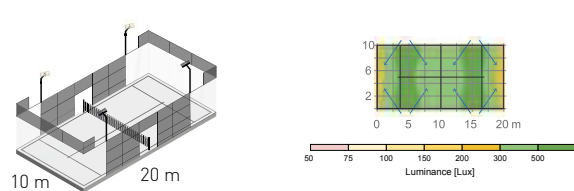
Product	Poles	Total Watt	Luminance
N. 8 SIRIO SLIM 300 W 60° [SRS-3006040]	N. 4 x 8 m	2.400 W	400 lx avg.

L'illuminazione dei campi da tennis deve rispettare le normative FIT (Federazione Italiana Tennis) che indica 400 lux per impianti ove si svolgono incontri delle divisioni nazionali di serie A1 e 300 lux per ogni altra divisione o campionato. I proiettori a LED CENTURY si prestano alla sostituzione dei proiettori a ioduri metallici senza la necessità di rifacimento dell'impianto elettrico.

Tennis courts lighting must comply with National Federation regulations which usually indicate 400 lux for facilities that host top national league matches and 300 lux for any other division or championship. CENTURY LED floodlights are suitable for replacing metal halide floodlights without the need to rebuild the electrical system.

PADEL

Fino alla serie A1 Up to Top League

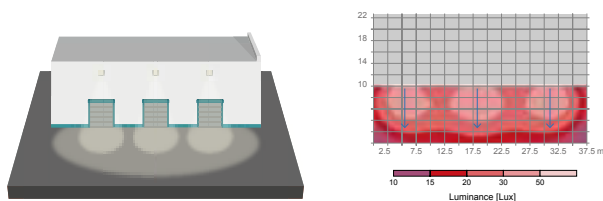


Product	Poles	Total Watt	Luminance
N. 8 SIRIO SLIM 300 W 60° [SRS-3006040]	N. 4 x 6 m	2.400 W	430 lx avg.

Il padel, a differenza del tennis, richiede livelli di illuminazione più elevati: 200 lux per gli allenamenti, 500 lux per le competizioni (normativa UNI EN 12193:2019). Tali necessità devono essere garantite da proiettori a LED in grado di assicurare un elevato risparmio energetico e garantire un'illuminazione uniforme, limitando l'abbagliamento.

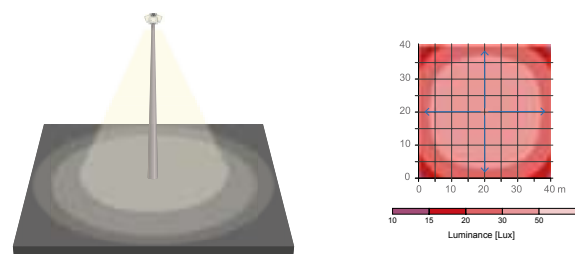
Padel, unlike tennis, requires higher lighting levels: 200 lux for training, 500 lux for competitions (UNI EN 12193:2019 standard). These needs must be guaranteed by LED floodlights capable of ensuring high energy savings and guaranteeing uniform lighting, limiting glare.

EDIFICIO INDUSTRIALE INDUSTRIAL BUILDING



Product	Distance	Height	Total Watt	Luminance
N. 3 SIRIO SLIM 100 W 110° [SRS-1009540]	11 m	7 m	300 W	25 lx avg.

TORRE FARO LIGHT TOWER



Product	Tower height	Total Watt	Luminance
N. 4 SIRIO SLIM 300 W 120° [SRS-30012040]	16 m	1.200 W	35,5 lx avg.
N. 4 SIRIO SLIM 300 W 60° [SRS-3006040]	20 m	1.200 W	31,2 lx avg.
N. 4 SIRIO SLIM 400 W 120° [SRS-40012040]	25 m	1.600 W	36,1 lx avg.
N. 4 SIRIO SLIM 400 W 60° [SRS-4006040]	30 m	1.600 W	31,3 lx avg.

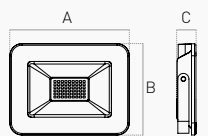
Il presente documento riporta esempi di installazione a scopo informativo. Si consiglia sempre la realizzazione di un progetto illuminotecnico personalizzato. CENTURY® non si assume alcuna responsabilità di danni diretti, indiretti, incidentali o di qualsivoglia tipo connessi o derivanti da questo documento. L'installazione degli apparecchi deve essere eseguita da personale specializzato abilitato ai sensi delle normative nazionali ed europee. This document contains installation examples for informational purposes. We always recommend the creation of a customized lighting project. CENTURY® assumes no responsibility for direct, indirect, incidental or any kind of damage connected with or deriving from this document. The installation of the appliances must be carried out by specialized personnel authorized in accordance with national and European regulations.



PROIETTORE
SIRIO BT

PROIETTORI
SIRIO BT


LOW VOLTAGE - IP65 - ULTRA SLIM




	A mm	B mm	C mm	g
20 W	120	115	24	250
30 W	155	125	24	350
50 W	200	165	33	600

OUTPUT					
20 W	1.750 lm	Black ■	4000 K	SRSBT-203640	30,00 €
30 W	2.540 lm	Black ■	4000 K	SRSBT-303640	40,00 €
50 W	4.400 lm	Black ■	4000 K	SRSBT-503640	72,00 €



 12-36 V  IP65  IK08  110°
 S.E.L.V.  HIGH DISSIPATION  ULTRASLIM  DIE-CAST ALUMINUM  GLASS

FOCUS



- Struttura ad elevata dissipazione del calore**
High heat dissipation structure
- Piastra in alluminio pressofuso**
Die-cast aluminum plate
- Cavo in gomma H05RN-F 2x1.0 mm resistente ai raggi UV e alle basse temperature**
Rubber cable H05RN-F 2x1.0 mm resistant to UV rays and low temperatures
- Valvola di sfiato anticondensa**
Anti-condensation relief valve

TECHNICAL NOTES

S.E.L.V. (SAFETY EXTRA LOW VOLTAGE)



IDEALE IN SISTEMI DI VIDEOSORVEGLIANZA E SICUREZZA CON PANNELLI FOTOVOLTAICI, SU IMBARCAZIONI, CAMPER, MEZZI DA CANTIERE E DI SOCCORSO.
 SUITABLE FOR VIDEO SURVEILLANCE AND SECURITY SYSTEMS WITH PHOTOVOLTAIC PANELS, ON BOATS, CAMPER, CONSTRUCTION AND RESCUE VEHICLES.

NON ADATTO AD ESSERE ALIMENTATE DALLA CONVENZIONALE RETE ELETTRICA
 NOT SUITABLE TO BE POWERED BY CONVENTIONAL MAINS



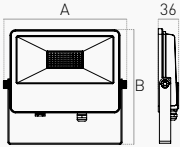
Corpo in alluminio pressofuso, diffusore in vetro antiabbaglio, piastra in puro alluminio ad alto potere dissipante. Non adatto ad essere alimentato dalla convenzionale corrente 220-240 V/AC.

Body in die-cast aluminium, diffuser in anti-glare glass, plate in pure aluminium with high dissipating power. Not suitable to be powered by conventional 220-240 V/AC current.



PROIETTORE PORTEO

IP65 - SENSOR - TRICOLOR



	A mm	B mm	g
20 W	162	145	510
30 W	162	145	510
40 W	227	205	900
50 W	227	205	900

RAL 9010 RAL 8003 RAL 9005

SOURCE		OUTPUT					
20 W	2.710 lm	2.000 lm	3000 K - 4000 K - 6500 K	White <input type="checkbox"/>	-	PTOBI-209500	33,50 €
				Corten <input type="checkbox"/>	-	PTOCO-209500	
				Black <input type="checkbox"/>	-	PTONE-209500	
30 W	3.660 lm	3.000 lm	3000 K - 4000 K - 6500 K	White <input type="checkbox"/>	-	PTOBI-309500	41,00 €
				Corten <input type="checkbox"/>	-	PTOCO-309500	41,00 €
					Sensor		PTOCOS-309500
				Black <input type="checkbox"/>	-	PTONE-309500	41,00 €
Sensor		PTONES-309500	46,00 €				
40 W	5.080 lm	4.600 lm	3000 K - 4000 K - 6500 K	White <input type="checkbox"/>	-	PTOBI-409500	53,50 €
				Corten <input type="checkbox"/>	-	PTOCO-409500	
				Black <input type="checkbox"/>	-	PTONE-409500	
50 W	6.000 lm	5.000 lm	3000 K - 4000 K - 6500 K	Corten <input type="checkbox"/>	Sensor	PTOCOS-509500	60,00 €
				Black <input type="checkbox"/>	Sensor	PTONES-509500	

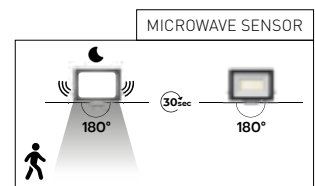





TECHNICAL NOTES



REGOLAZIONE DEL COLORE LUCE TRAMITE SELETTORE
COLOR TEMPERATURE ADJUSTMENT THROUGH SELECTOR



NELLA VERSIONE CON SENSORE A MICROONDE INTEGRATO, IL PROIETTORE SI ACCENDE AUTOMATICAMENTE DOPO IL TRAMONTO SE RILEVA UN MOVIMENTO NEL RAGGIO DI 6 METRI E SI SPEGNE DOPO 30 SECONDI SE NON RILEVA NESSUN MOVIMENTO.
IN MICROWAVE BUILT-IN SENSOR VERSION THE FLOODLIGHT TURNS ON AUTOMATICALLY AFTER SUNSET IF IT DETECTS MOVEMENT WITHIN 6 METERS AND TURNS OFF AFTER 30 SECONDS IF IT DOES NOT DETECT ANY MOVEMENT.

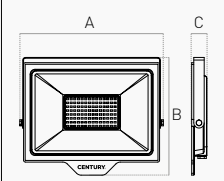
Proiettore LED in alluminio pressofuso in 3 finiture e 4 potenze. Schermo in vetro smerigliato e valvola anticondensa. Resistente ad acqua e polvere. Tramite il selettore è possibile selezionare il colore luce desiderato.

Die-cast aluminum LED floodlight in 3 finishes and 4 powers. Frosted glass screen and anti-condensation valve. Resistant to water and dust. Color temperature can be selected through the switch.



PROIETTORE SMILE

IP65 - SENSOR



+ 50 cm incl.

	A mm	B mm	C mm	g
10 W	105	70	29	150
20 W	124	95	29	220
30 W	154	125	29	340
50 W	190	145	29	500
75 W	225	180	29	745
100 W	275	220	29	1040
150 W	400	295	32	1590
200 W	400	295	32	2130

RAL 7042

OUTPUT					
10 W	1.000 lm	-	4000 K	SML-109040	8,90 €
		Sensor	4000 K	SMLS-109040	18,00 €
20 W	2.100 lm	-	4000 K	SML-209040	13,90 €
		Sensor	4000 K	SMLS-209040	21,00 €
30 W	3.350 lm	-	4000 K	SML-309040	16,50 €
		Sensor	4000 K	SMLS-309040	25,00 €
50 W	5.700 lm	-	4000 K	SML-509040	23,00 €
		Sensor	4000 K	SMLS-509040	31,00 €
75 W	8.500 lm	-	4000 K	SML-759040	30,00 €
100 W	11.500 lm	-	4000 K	SML-1009040	40,00 €
150 W	17.000 lm	-	4000 K	SML-1509040	62,00 €
200 W	22.500 lm	-	4000 K	SML-2009040	80,00 €



TECHNICAL INDOOR

INDOOR

INDUSTRIAL

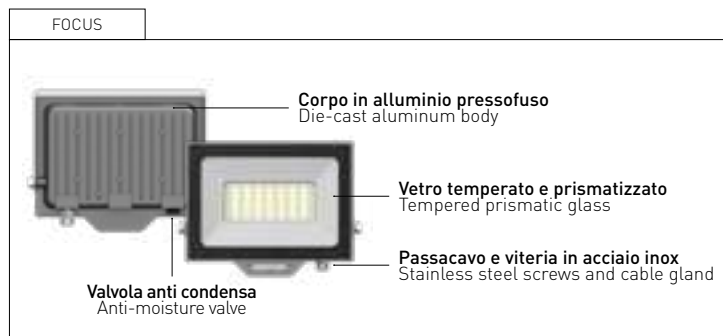
TECHNICAL OUTDOOR

OUTDOOR


SOLAR

WORK

SORGENTI

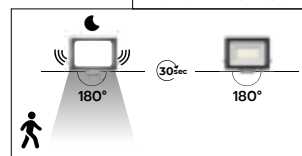


TECHNICAL NOTES



SMLS
SENSORE CREPUSCOLARE E DI PRESENZA RF INTEGRATO
INTEGRATED RF PRESENCE AND LIGHT SENSOR

MICROWAVE SENSOR



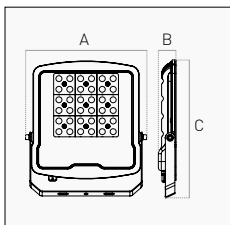
Vetro temperato con diffusore prismatico, struttura in alluminio ad alta dissipazione.
Versione standard o con sensore.

Tempered glass with prismatic diffuser, high dissipation aluminum structure.
Standard version or with sensor.

NELLA VERSIONE CON SENSORE A MICROONDE INTEGRATO, IL PROIETTORE SI ACCENDE AUTOMATICAMENTE DOPO IL TRAMONTO SE RILEVA UN MOVIMENTO NEL RAGGIO DI 6 METRI E SI SPEGNE DOPO 30 SECONDI SE NON RILEVA NESSUN MOVIMENTO.
THE FLOODLIGHT TURNS ON AUTOMATICALLY AFTER SUNSET IF IT DETECTS MOVEMENT WITHIN 6 METERS AND TURNS OFF AFTER 30 SECONDS IF IT DOES NOT DETECT ANY MOVEMENT.

PROIETTORE
DMEMORY ASIMMETRICO

IP65 - RGB

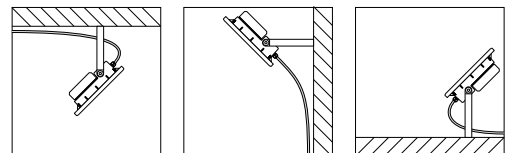


	A mm	B mm	C mm	g
100 W	282	41	321	1720
200 W	385	51	470	5400

OUTPUT				
100 W	13.300 lm	4000 K	DMASI-1009540	105,00 €
200 W	27.250 lm	4000 K	DMASI-2009540	220,00 €


220-240 V IP65 IK06 145° x 60° 3-in-1 INSTALLATION HIGH DISSIPATION DIE-CAST ALUMINUM TEMPERED GLASS 35.000 h

3-IN-1 INSTALLATION



INSTALLAZIONE A SOFFITTO, PARETE O PAVIMENTO
 CEILING, WALL OR FLOOR INSTALLATION

TECHNICAL NOTES



DIFFERENZA TRALENTE SIMMETRICA ELENTE ASIMMETRICA
 DIFFERENCE BETWEEN SYMMETRICAL LENS AND ASYMMETRICAL LENS

Corpo in alluminio pressofuso 1060. Massima resistenza alla corrosione, verniciatura ad elettroforesi. Fascio luminoso asimmetrico con ottica integrata, consente di concentrare il flusso luminoso sull'area desiderata.

1060 die-cast aluminum body. Maximum corrosion resistance, electrophoresis painting. Asymmetrical light beam with integrated optics, it allows you to concentrate the luminous flux on the desired area.

PROIETTORE
RAINBOW

IP65 - RGB



TECHNICAL INDOOR

INDOOR

INDUSTRIAL

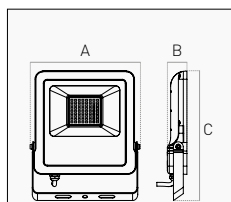
TECHNICAL OUTDOOR

OUTDOOR

SOLAR

WORK

SORGENTI



	A mm	B mm	C mm	g
10 W	104	27	125	210
50 W	200	36	237	880

10 W	RGB	RBW-109510	34,00 €
50 W	RGB	RBW-509510	67,00 €

220-240 V IP65 120°

DIMMABLE HIGH DISSIPATION ULTRASLIM ALUMINUM GLASS RGB

INCLUDED

TELECOMANDO RF 2.4 GHZ
2.4 GHZ RF REMOTE CONTROL



MODE

ONE COLOR JUMP SHADE


INSTALLATION

Proiettore RGB ideale per la creazione di scenari unici. Tramite il telecomando in dotazione è possibile selezionare facilmente il colore o il gioco di luce desiderato. Corpo in alluminio ad alta dissipazione.

RGB floodlight suitable for unique scenarios. Easy selection of colors or light effects by included remote control. High dissipation aluminum body.



IDEALE PER TERRAZZE, PORTICI, NEGOZI, CENTRI COMMERCIALI, GIARDINI PUBBLICI E CAPANNONI INDUSTRIALI
IDEAL FOR TERRACES, PORCHES, SHOPS, SHOPPING CENTRES, PUBLIC GARDENS AND INDUSTRIAL BUILDINGS



NEW

WALLWASHER
REGOLO



TECHNICAL INDOOR

INDOOR

INDUSTRIAL

TECHNICAL OUTDOOR

OUTDOOR

SOLAR

WORK

SORGENTI



NEW

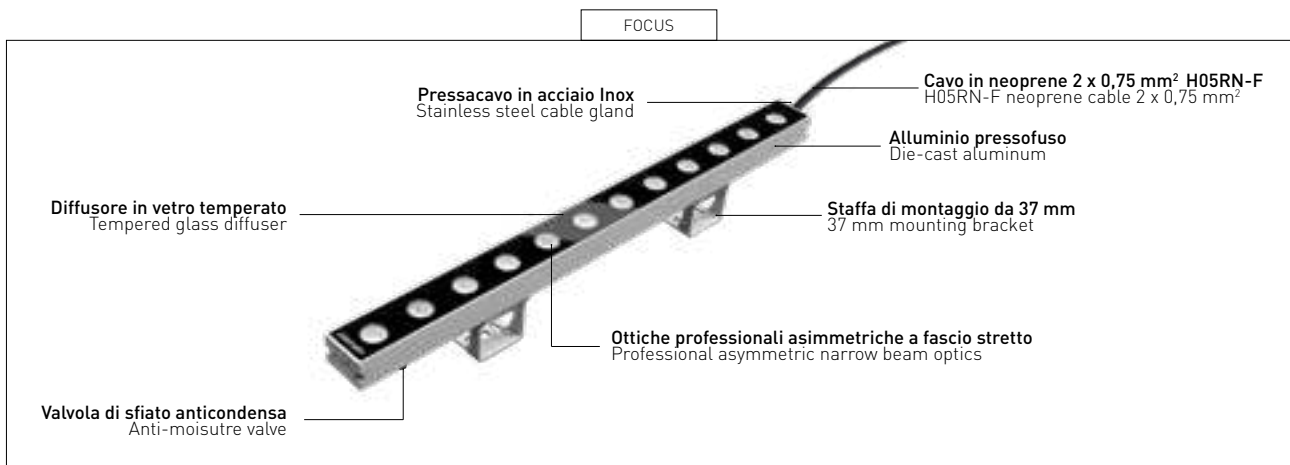
WALLWASHER

REGOLO

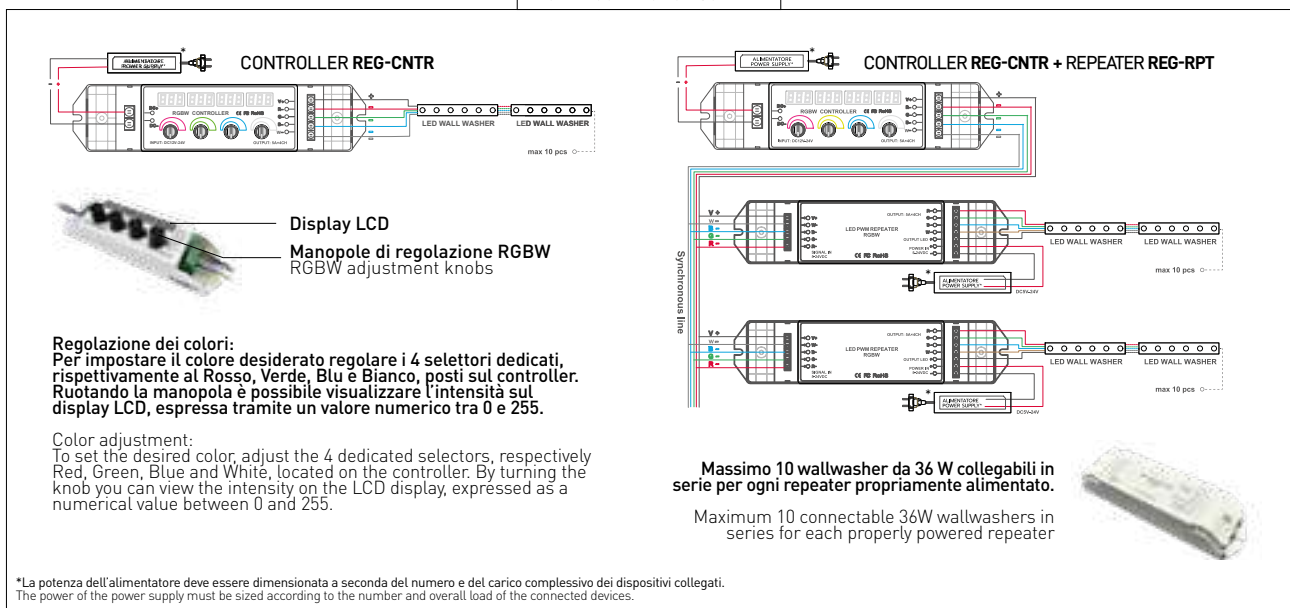
IP66 - ASYMMETRICAL - UGR<19

REGOLO rappresenta l'apice della tecnologia per l'illuminazione delle facciate. L'eleganza del vetro con la robustezza dell'alluminio, garantiscono resistenza e durata. Le ottiche asimmetriche offrono una distribuzione luminosa uniforme, ideale per valorizzare i dettagli architettonici. La versione RGB+W consente di creare scenografie luminose uniche. Con certificazioni IP66 e IK08, REGOLO assicura prestazioni eccellenti in ogni condizione climatica, rendendolo la scelta ideale per progetti di illuminazione architeturale.

REGOLO represents the pinnacle of facade lighting technology. The elegance of glass with the strength of aluminum, guarantee resistance and durability. The asymmetric optics offer uniform light distribution, ideal for enhancing architectural details. The RGB + W version allows you to create unique lighting scenes. With IP66 and IK08 certifications, REGOLO ensures excellent performance in all weather conditions, making it the ideal choice for architectural lighting projects.



RGB+W CONNECTION SCHEME



COMPLIANCE

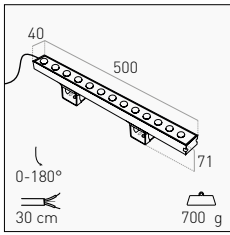
EMC DIRECTIVE 2014/30/EU | EN IEC 55015:2019/A11:2020 | EN 61547:2023
LVD DIRECTIVE 2014/35/EU | EN IEC 60598-2-1:2021
EN IEC 60598-1-2021+A11:2022 | EN 62493:2015+A1:2022
RISCHIO FOTOBIOLOGICO CLASSE 0 | EN 62471:2008
GRADO DI PROTEZIONE IMPATTI ESTERNI: IK08 | IEC 62262:2002+A1:2021
ROHS DIRECTIVE 2011/65/EU & 2015/863 | IEC 62321:2008

TECHNICAL NOTES

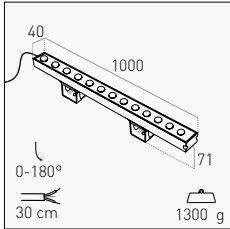
NON ADATTO AD ESSERE ALIMENTATO DALLA CONVENZIONALE RETE ELETTRICA
NOT SUITABLE TO BE POWERED BY CONVENTIONAL MAINS



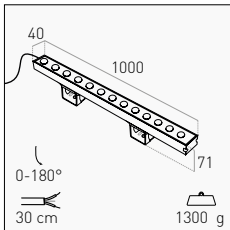
50 CM



100 CM



RGB+W



OUTPUT

18 W	10° x 20°	1.550 lm	3000 K	REG-181030 <small>NEW</small>	110,00 €
			4000 K	REG-181040 <small>NEW</small>	
	10° x 60°	1.500 lm	3000 K	REG-186030 <small>NEW</small>	
			4000 K	REG-186040 <small>NEW</small>	

24 V IP66 IK08 30 cm - H05RN-F TEMPERED GLASS DIE-CAST ALUMINUM NO DRIVER <19 UGR 50.000 h 5 YEARS CAM

OUTPUT

36 W	10° x 20°	3.100 lm	3000 K	REG-361030 <small>NEW</small>	180,00 €
			4000 K	REG-361040 <small>NEW</small>	
	10° x 60°	3.050 lm	3000 K	REG-366030 <small>NEW</small>	
			4000 K	REG-366040 <small>NEW</small>	

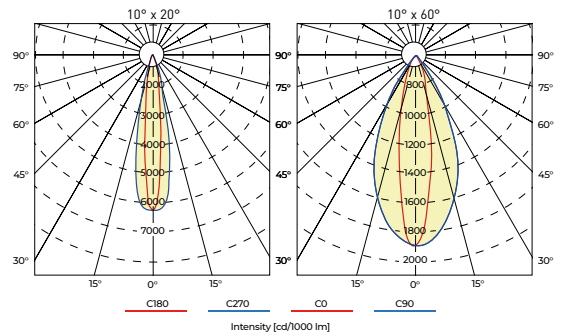
24 V IP66 IK08 30 cm - H05RN-F TEMPERED GLASS DIE-CAST ALUMINUM NO DRIVER <19 UGR 50.000 h 5 YEARS CAM

OUTPUT

36 W (Total) 11 W (White Mode)	10° x 20°	750 lm	RGB + 4000 K	REG-361010 <small>NEW</small>	240,00 €
	10° x 60°	700 lm	RGB + 4000 K	REG-366010 <small>NEW</small>	

24 V IP66 IK08 30 cm - H05RN-F TEMPERED GLASS DIE-CAST ALUMINUM **RGB+W** NO DRIVER <19 UGR 50.000 h 5 YEARS CAM

POLAR DIAGRAM



REQUIRED PAG. 90-91

ALIMENTATORI IP20-IP67
IP20-IP67 POWER SUPPLY

INCLUDED

- STAFFA DI MONTAGGIO DA 37 MM
37 MM MOUNTING BRACKET
- CONNETTORE LINEARE IP68
IP68 LINEAR CONNECTOR

OPTIONAL

- STAFFA DI MONTAGGIO
MOUNTING BRACKET

75 mm	REG-BRK75 <small>NEW</small>	4,50 €
156 mm	REG-BRK156 <small>NEW</small>	13,50 €

	CONNETTORE LINEARE IP68 IP68 LINEAR CONNECTOR	
2 PIN	REG-CND2P <small>NEW</small>	4,00 €
5 PIN (RGB+W)	REG-CND5P <small>NEW</small>	9,00 €


CONTROLLER IP20 RGB+W, NECESSARIO PER LA GESTIONE DEI COLORI
IP20 RGB+W CONTROLLER, REQUIRED FOR COLOR MANAGEMENT

IN / OUT	CARICO MASSIMO / MAX CAPACITY			
12-24 V/DC	5 A x 4 Channel = 20 A / Max 480 W	MAX 10 x 36 W	REG-CNTR <small>NEW</small>	154,00 €

REPEATER IP20 RGB+W NECESSARIO PER LA GESTIONE IN SERIE DI MAX 10 PZ
IP20 RGB+W REPEATER REQUIRED FOR SERIES MANAGEMENT OF MAX 10 PCS

IN / OUT	CARICO MASSIMO / MAX CAPACITY			
12-24 V/DC	5 A x 4 Channel = 20 A / Max 480 W	MAX 10 x 36 W	REG-RPT <small>NEW</small>	90,00 €

INSTALLATION



IDEALE PER ILLUMINARE FACCIATE DI EDIFICI STORICI, TERRAZZE O CORTILI
IDEAL FOR LIGHTING ON HISTORIC BUILDING FACADES, TERRACES OR COURTYARDS



NEW

SPOTLIGHT
BLAZE



TECHNICAL INDOOR

INDOOR

INDUSTRIAL

TECHNICAL OUTDOOR

OUTDOOR

SOLAR

WORK

SORGENTI



NEW

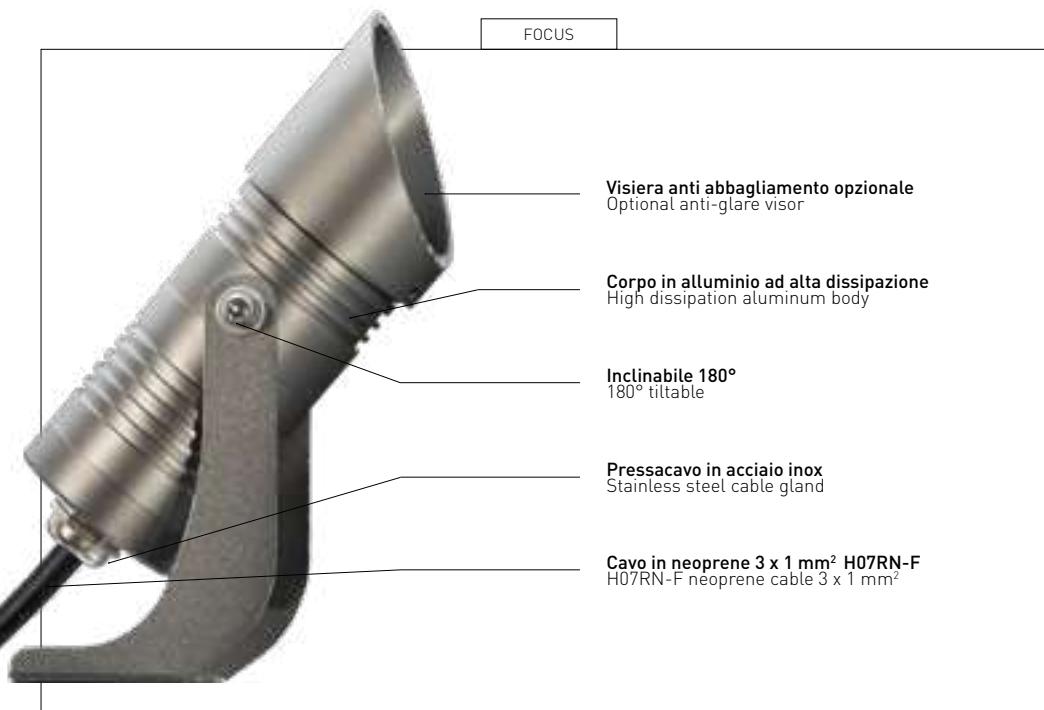
SPOTLIGHT

BLAZE

IP67 - CRI 90

Proiettore in alluminio di altissima qualità con ottiche specifiche per l'illuminazione di giardini e terrazzi. Valorizza aree verdi, piante o aiuole. Ideale anche in campo architettonico per enfatizzare facciate o edifici. Grazie agli accessori disponibili quali picchetti e visiere è facile creare sistemi di illuminazione completi.

High quality aluminum spotlight with specific optics for lighting gardens and terraces. Enhance green areas, plants or flowerbeds. Suitable in the architectural field to emphasize facades or buildings. Thanks to the available accessories such as spikes and visors it is easy to create complete lighting systems.



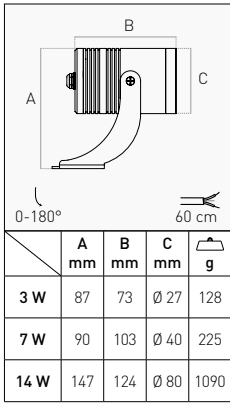
INSTALLATION

COMPLIANCE

EMC DIRECTIVE 2014/30/EU | EN IEC 55015:2019/A11: 2020 | EN 61547:2009
EN IEC 61000-3-2:2019/A1:2021 | EN 61000-3-3:2013/A2:2021
LVD DIRECTIVE 2014/35/EU | EN IEC 60598-2-1:2021 | EN IEC 60598-1-2021+AMD11:2022
RISCHIO FOTOBIOLOGICO CLASSE 0 | EN 62471: 2008
GRADO DI PROTEZIONE IMPATTI ESTERNI: IK08 | IEC 62262:2002+A1:2021
ROHS DIRECTIVE 2011/65/EU & 2015/863 | IEC 62321-3-1:2013 | IEC 62321-5:2013
IEC 62321-7-1:2015 | IEC 62321-7-2:2017 | IEC 62321-4:2017 | IEC 62321-6:2015 | IEC 62321-8:2017



IDEALE PER TERRAZZE, GIARDINI, AREE VERDI E PER VALORIZZARE LE FACCIATE DI EDIFICI
IDEAL FOR TERRACES, GARDENS, GREEN AREAS AND TO ENMPHASIZE THE FACADES OF BUILDINGS



RAL 7016

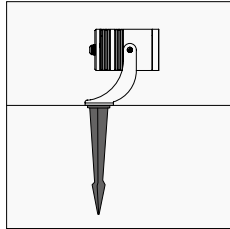
OUTPUT						
3 W	230 lm	24°	Grey ■	3000 K	BLZ-032730 NEW	29,00 €
				4000 K	BLZ-032740 NEW	
7 W	550 lm	24°	Grey ■	3000 K	BLZ-074030 NEW	49,00 €
				4000 K	BLZ-074040 NEW	
14 W	1.180 lm	30°	Grey ■	3000 K	BLZ-148030 NEW	79,00 €
				4000 K	BLZ-148040 NEW	

220-240 V IP67 IK08

60 cm - H07RN-F HIGH DISSIPATION ALUMINUM 90 CRI 50.000 h 5 YEARS CAM

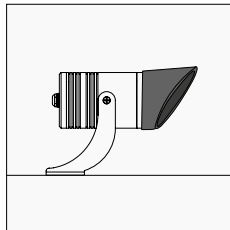
OPTIONAL

PICCHETTO PER INSTALLAZIONE NEL TERRENO
SPIKE FOR GROUND INSTALLATION



3 W - 7 W	Ø 35 x 145 mm	Grey ■	BLZ-SPK145 NEW	3,75 €
14 W	Ø 52 x 260 mm	Grey ■	BLZ-SPK260 NEW	6,25 €

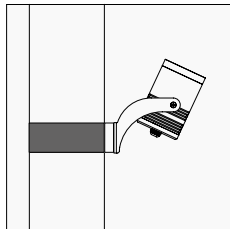
VISIERA IN ALLUMINIO ANTI ABBAGLIAMENTO
ANTI-GLARE ALUMINUM VISOR



3 W	Ø 28 mm	Grey ■	BLZ-CAP27 NEW	5,25 €
7 W	Ø 41 mm	Grey ■	BLZ-CAP40 NEW	7,50 €
14 W	Ø 81 mm	Grey ■	BLZ-CAP80 NEW	17,00 €

ALUMINUM 3 YEARS

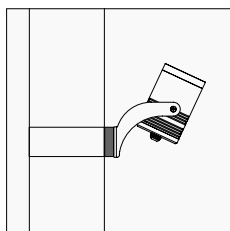
CINGHIA PER INSTALLAZIONE SU ALBERI O PALI
ADJUSTABLE MOUNTING STRAP FOR INSTALLATION ON TREES OR POLES



2 metri meters	Military Green ■	BLZ-BELTVE NEW	7,00 €
----------------	------------------	-----------------------	--------

3 YEARS

PIASTRA PER INSTALLAZIONE CON CINGHIA
PLATE FOR INSTALLATION WITH THE ADJUSTABLE MOUNTING STRAP

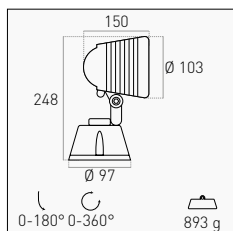


For BLZ-BELTVE	Black ■	BLZ-PLT NEW	13,50 €
-----------------------	---------	--------------------	---------

3 YEARS

SPOTLIGHT
DOBI

IP65



■ RAL 9006 ■ RAL 9004

OUTPUT

15 W	1.200 lm	Grey ■	3000 K	DOBIG-154530	67,50 €
			4000 K	DOBIG-154540	
		Black ■	3000 K	DOBIN-154530	
			4000 K	DOBIN-154540	

⊕ 220-240 V IP65 45°
~ ∞∞∞ ⚡

🔥 HIGH DISSIPATION 🏠 DIE-CAST ALUMINUM

TECHNICAL NOTES



BASE RUOTABILE 360° - FARETTO INCLINABILE 180°
360° ROTATABLE BASE - 180° ADJUSTABLE SPOTLIGHT

OPTIONAL



PICCHETTO PER INSTALLAZIONE NEL TERRENO
SPIKE FOR GROUND INSTALLATION

Grey ■	DOBIG-SPK	11,50 €
Black ■	DOBIN-SPK	

Faretto LED IP65. Grazie al fascio di luce a 45° e alla mobilità sia sull'asse verticale che orizzontale, è possibile illuminare gli oggetti in maniera efficace e scenica. Corpo in alluminio pressofuso, con ampie alettature per un'elevata dissipazione.

IP65 LED spotlight with adjustable angle beam both on the vertical and horizontal axis for an effective and scenic lighting. Die-cast aluminum body with large fins for high heating dissipation.

SPOTLIGHT
SPIKE LIGHT

IP65



TECHNICAL INDOOR

INDOOR

INDUSTRIAL

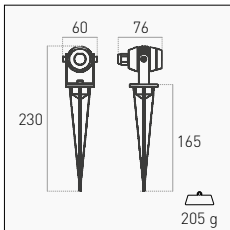
TECHNICAL OUTDOOR

OUTDOOR

SOLAR

WORK

SORGENTI



	SOURCE	OUTPUT		
3 W	140 lm	135 lm	3000 K	SPK-032230 41,00 €

24 V
 IP65
 30°

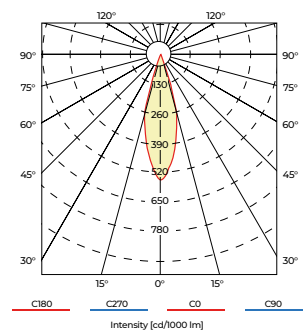
EASY TO INSTALL
 DIE-CAST ALUMINUM

INCLUDED

PICCHETTO PER INSTALLAZIONE NEL TERRENO
 SPIKE FOR GROUND INSTALLATION



POLAR DIAGRAM



OPTIONAL PAG. 269

ALIMENTATORI, CONNETTORI E ACCESSORI
 POWER SUPPLIES, CONNECTORS AND ACCESSORIES

Picchetto con faretto Led in alluminio pressofuso. Fattore di protezione IP65, facile da installare.

Spike with LED spotlight in die-cast aluminum. IP65 protection factor, easy to install.

CESTUARY®



05



OUTDOOR

OUTDOOR

OUTDOOR



PLAFONIERE

OASI
OASI 65
PUSH&GO
PURA
OMNIA
NEW SIMPLY



DECORATIVO

UP&DOWN+
REVERSO
AXO
FORMA
PASEO
CORTÈS



GARDEN

BAMBOO
FIESTA
FIESTA 230 V



CALPESTABILI

ARGO
NEW PAVI
MINI PAVI
PAVI GU10
ACCESSORIES
DRIVER
CONNETTORI

TECHNICAL INDOOR

INDOOR

INDUSTRIAL

TECHNICAL OUTDOOR

OUTDOOR

SOLAR

WORK

SORGENTI



OSOB



OSTON



OSTOBP



OSONS



OSTOBS



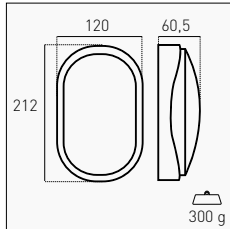
OSTONPS

PLAFONIERA
OASI

PLAFONIERA OASI

TRICOLOR - SENSOR - IP65

OVAL

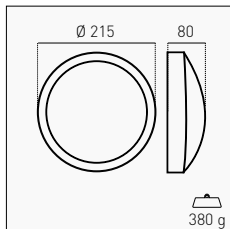


SOURCE		OUTPUT					
14 W	1.680 lm	1.400 lm	White <input type="checkbox"/>	-	3000 K - 4000 K - 6500 K	OSOB-1411900	22,50 €
				PIR Sensor	3000 K - 4000 K - 6500 K	OSOBS-1411900	39,00 €
			Black <input checked="" type="checkbox"/>	-	3000 K - 4000 K - 6500 K	OSON-1411900	22,50 €
				PIR Sensor	3000 K - 4000 K - 6500 K	OSONS-1411900	39,00 €

220-240 V IP65 120°

PIR SENSOR PC ABS CCT TRICOLOR

ROUND

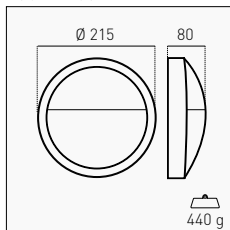


SOURCE		OUTPUT					
14 W	1.680 lm	1.400 lm	White <input type="checkbox"/>	-	3000 K - 4000 K - 6500 K	OSTOB-1421500	27,50 €
				PIR Sensor	3000 K - 4000 K - 6500 K	OSTOBS-1421500	44,75 €
			Black <input checked="" type="checkbox"/>	-	3000 K - 4000 K - 6500 K	OSTON-1421500	27,50 €
				PIR Sensor	3000 K - 4000 K - 6500 K	OSTONS-1421500	44,75 €

220-240 V IP65 120°

PIR SENSOR PC ABS CCT TRICOLOR

ROUND + COVER



SOURCE		OUTPUT					
14 W	1.680 lm	840 lm	White <input type="checkbox"/>	-	3000 K - 4000 K - 6500 K	OSTOBP-1421500	30,00 €
				PIR Sensor	3000 K - 4000 K - 6500 K	OSTOBPS-1421500	49,75 €
			Black <input checked="" type="checkbox"/>	-	3000 K - 4000 K - 6500 K	OSTONP-1421500	30,00 €
				PIR Sensor	3000 K - 4000 K - 6500 K	OSTONPS-1421500	49,75 €

220-240 V IP65 120°


PIR SENSOR PC ABS CCT TRICOLOR

FOCUS

Regolazione del sensore PIR
PIR sensor adjustment
Range: 10 sec - 5 min / 10 - 2000 lx



TECHNICAL NOTES



REGOLAZIONE DEL COLORE LUCE TRAMITE SELETTORE SU PIASTRA INTERNA
LIGHT COLOR ADJUSTMENT BY SELECTOR ON INTERNAL PLATE

Plafoniera da interno o da esterno protetto. Applicazioni soffitto-pareti con flusso luminoso uniforme.

Indoor or outdoor protected ceiling light. Ceiling-wall applications with uniform luminous flux.

PLAFONIERA
OASI 65

TRICOLOR - IP65



	A mm	B mm	g
18 W	Ø 230	60	530
36 W	Ø 320	65	850

OUTPUT				
18 W	1.820 lm	3000 K - 4000 K - 6500 K	OS65P-182300	43,75 €
36 W	3.820 lm	3000 K - 4000 K - 6500 K	OS65P-363200	64,75 €

220-240 V

 IP65

 IK05

 120°

WHITE
 PC
 ABS
 CCT
 3 YEARS

FOCUS

Staffa circolare per installazione rapida
Round bracket for fast installation

220-240 V/AC 50/60 Hz

Passacavo PG 7 Cable gland PG 7

DIP switch

ON	ON	ON
1 2	1 2	1 2
CCT 3000 K	CCT 4000 K	CCT 6500 K

TECHNICAL NOTES

Plafoniera IP65 ideale per ambienti esterni ed interni umidi. Tramite il selettore sul retro è possibile scegliere il colore luce desiderato.

IP65 ceiling light ideal for outdoor and humid indoor ambiances. Using the selector on the back it's possible to choose the desired light color.



REGOLAZIONE DEL COLORE LUCE TRAMITE SELETTORE DIP SWITCH
LIGHT COLOR ADJUSTMENT BY DIP SWITCH SELECTOR

PLAFONIERA
PUSH&GO

DUAL LIGHT - IP65



TECHNICAL INDOOR

INDOOR

INDUSTRIAL

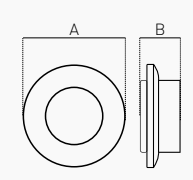
TECHNICAL OUTDOOR

OUTDOOR

SOLAR



WORK

SORGENTI



	A mm	B mm	g g
10 W	Ø 180	37	289
20 W	Ø 228	40	444

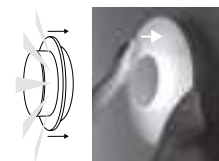
OUTPUT				
10 W	600 lm	3000 K	PHG-1018030	24,00 €
		4000 K	PHG-1018040	
20 W	1.200 lm	3000 K	PHG-2023030	35,00 €
		4000 K	PHG-2023040	

 220-240 V
  IP65
  160°

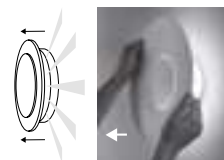
 GOLD
  WHITE
  ABS
  2-in-1 LIGHT EMISSION

TECHNICAL NOTES

EMISSIONE DIRETTA DIRECT EMISSION



EMISSIONE INDIRETTA INDIRECT EMISSION



Plafoniera per interno / esterno,
con duplice modalità di emissione
luminosa: diretta e indiretta.

Indoor / outdoor ceiling light,
with dual light emission mode:
direct and indirect.



PACBI




PACGR



PARGR



PARBI



PASBI

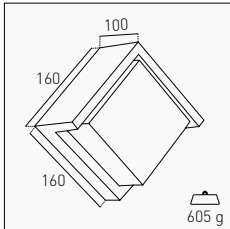


PASGR

PLAFONIERA
PURA

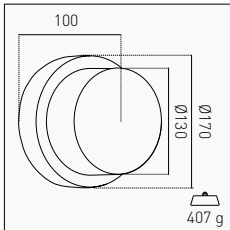
IP65

CUBE



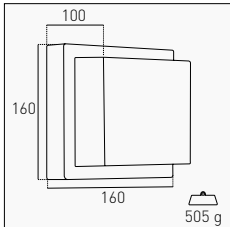
		OUTPUT			
10 W	920 lm	White <input type="checkbox"/>	3000 K	PACBI-101630	42,00 €
			4000 K	PACBI-101640	
		Anthracite <input checked="" type="checkbox"/>	3000 K	PACGR-101630	
			4000 K	PACGR-101640	
		220-240 V IP65 120°			 PC

ROUND



		OUTPUT			
10 W	920 lm	White <input type="checkbox"/>	3000 K	PARBI-101730	37,00 €
			4000 K	PARBI-101740	
		Anthracite <input checked="" type="checkbox"/>	3000 K	PARGR-101730	
			4000 K	PARGR-101740	
		220-240 V IP65 120°			 PC

SQUARE




		OUTPUT			
10 W	920 lm	White <input type="checkbox"/>	3000 K	PASBI-101630	39,50 €
			4000 K	PASBI-101640	
		Anthracite <input checked="" type="checkbox"/>	3000 K	PASGR-101630	
			4000 K	PASGR-101640	
		220-240 V IP65 120°			 PC

Plafoniera resistente agli agenti atmosferici con certificazione IP65, perfetta per illuminare gli ambienti interni ed esterni con stile. Presenta un design moderno ed è disponibile in due diverse colorazioni. Possibilità di abbinare diverse forme e finiture per la creazione di combinazioni uniche.

Weather-resistant ceiling lamp with IP65 certification, perfect for illuminating stylish indoor and outdoor environments. It features a modern design and it is available in two different colors. Possibility of mixing different shapes and finishes to create unique combinations.


INSTALLATION



COMBINA DIFFERENTI FORME E FINITURE PER EFFETTI SCENICI UNICI
COMBINE DIFFERENT SHAPES AND FINISHES FOR UNIQUE SCENE EFFECTS



ROUND

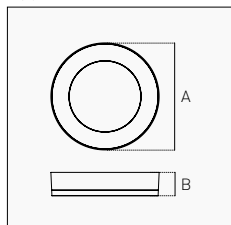


SQUARE

PLAFONIERA
OMNIA

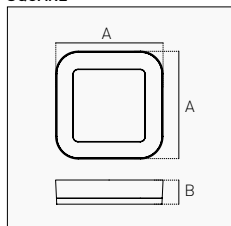
PIASTRE INTERCAMBIABILI - IP65

ROUND



	A mm	B mm	g g
6 W	Ø190	42	370
24 W	Ø320	50	966


SQUARE





	A mm	B mm	g g
6 W	190	42	425
24 W	320	50	1113

OUTPUT

6 W	600 lm	3000 K	OMR-061930	27,00 €
		4000 K	OMR-061940	
24 W	2.500 lm	3000 K	OMR-243230	57,00 €





 220-240 V
 
 IP65
 
 120°
 


 MAGNETIC PLATES
 
 INTERCHANGEABLE PLATES
 
 PC

OUTPUT

6 W	600 lm	3000 K	OMS-061930	27,00 €
		4000 K	OMS-061940	
24 W	2.500 lm	3000 K	OMS-243230	57,00 €



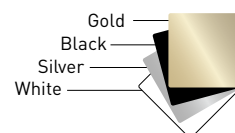
 220-240 V
 
 IP65
 
 120°
 


 MAGNETIC PLATES
 
 INTERCHANGEABLE PLATES
 
 PC

Plafoniera LED da esterno fornita di piastre magnetiche intercambiabili in 4 finiture per una facile personalizzazione degli ambienti. Installazione a parete o a soffitto.

Outdoor LED ceiling light with 4 different interchangeable magnetic plates to easily customize ambiances. Wall or ceiling installation.

INCLUDED



PIASTRE MAGNETICHE INTERCAMBIABILI IN 4 FINITURE
INTERCHANGEABLE MAGNETIC PLATES IN 4 FINISHES



SMO



SMRN



SMS



SMON



SMR



SMSN

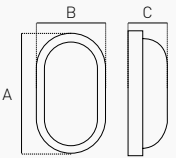
NEW

PLAFONIERA
SIMPLY

NEW
PLAFONIERE
SIMPLY


IP65

OVAL



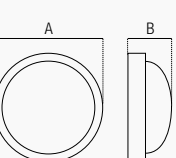
	A mm	B mm	C mm	g
16 W	214	115	64	250
24 W	270	146	70	407

SOURCE		OUTPUT				
16 W	1.650 lm	1.280 lm	White □	3000 K	SMO-162230 NEW	17,00 €
				4000 K	SMO-162240	
			Black ■	4000 K	SMON-162240	
24 W	2.700 lm	1.920 lm	White □	3000 K	SMO-242730 NEW	
				4000 K	SMO-242740	
			Black ■	4000 K	SMON-242740	

 220-240 V  IP65  120° 

  
 EASY TO INSTALL OPAL PC DIFFUSER ABS

ROUND



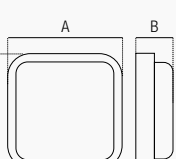
	A mm	B mm	g
16 W	∅166	63	227
24 W	∅220	69	490

SOURCE		OUTPUT					
16 W	1.650 lm	1.280 lm	White □	4000 K	SMR-161740	17,00 €	
				4000 K	SMRN-161740		
24 W	2.550 lm	1.920 lm	White □	3000 K	SMR-242230 NEW		24,50 €
				4000 K	SMR-242240		
			Black ■	4000 K	SMRN-242240		

 220-240 V  IP65  120° 



  
 EASY TO INSTALL OPAL PC DIFFUSER ABS

SQUARE



	A mm	B mm	g
16 W	150	62	247
24 W	220	73	467

SOURCE		OUTPUT					
16 W	1.800 lm	1.280 lm	White □	4000 K	SMS-161540	17,00 €	
				4000 K	SMSN-161540		
24 W	2.700 lm	1.920 lm	White □	4000 K	SMS-242240		24,50 €
				4000 K	SMSN-242240		

 220-240 V  IP65  120° 

  
 EASY TO INSTALL OPAL PC DIFFUSER ABS

Plafoniera IP65 a led integrato ideale per tutti gli ambienti esterni ed interni umidi. Facile installazione. Disponibile in forme e finiture diverse per adattarsi meglio all'ambiente circostante.

IP65 integrated LED ceiling light suitable for outdoor and humid indoor ambiances. Easy installation. Available in different shapes and finishes to better adapt to the surrounding environment.

INSTALLATION



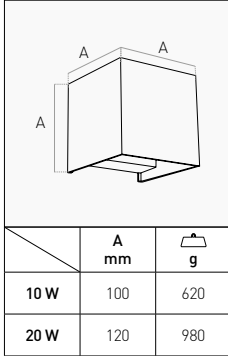
FACILE INSTALLAZIONE A PARETE O SOFFITTO CON MECCANISMO A SCATTO
EASY WALL OR CEILING INSTALLATION WITH SNAP-ON SYSTEM



APPLIQUE BIDIREZIONALE
UP&DOWN+

IP65 - TRICOLOR

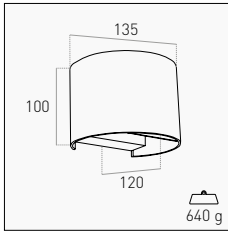
SQUARE



10 W	800 lm	3000 K - 4000 K - 6500 K	White <input type="checkbox"/>	UDSBI-1010	52,00 €
			Corten <input checked="" type="checkbox"/>	UDSCO-1010	
			Grey <input type="checkbox"/>	UDSGR-1010	
			Black <input type="checkbox"/>	UDSNE-1010	
20 W	1.800 lm	3000 K - 4000 K - 6500 K	White <input type="checkbox"/>	UDSBI-2012	84,00 €
			Corten <input checked="" type="checkbox"/>	UDSCO-2012	
			Grey <input type="checkbox"/>	UDSGR-2012	
			Black <input type="checkbox"/>	UDSNE-2012	



ROUND



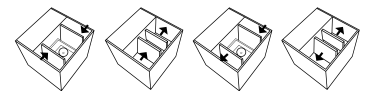
10 W	800 lm	3000 K - 4000 K - 6500 K	White <input type="checkbox"/>	UDRBI-1010	52,00 €
			Corten <input checked="" type="checkbox"/>	UDRCO-1010	
			Grey <input type="checkbox"/>	UDRGR-1010	
			Black <input type="checkbox"/>	UDRNE-1010	



INSTALLATION




TECHNICAL NOTES



ALETTE INDIPENDENTI REGOLABILI DA 7° A 100°
INDEPENDENT FLAPS ADJUSTABLE FROM 7° TO 100°

Applique di design in alluminio con fascio luminoso bidirezionale, alette regolabili singolarmente per personalizzare ogni ambiente esterno.

Elegant aluminum wall applique with bidirectional light beam, adjustable fins to customize any outdoor ambience.



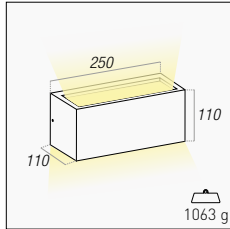
REGOLAZIONE DEL COLORE LUCE TRAMITE SELETTORE SU PIASTRA INTERNA
COLOR TEMPERATURE ADJUSTMENT THROUGH SELECTOR ON INTERNAL PLATE



APPLIQUE BIDIREZIONALE

REVERSO

IP65



1 Slot E27	White <input type="checkbox"/>	RVBI-E27	59,50 €
	Corten <input type="checkbox"/>	RVCO-E27	
	Grey <input type="checkbox"/>	RVGR-E27	
	Black <input type="checkbox"/>	RVNE-E27	

220-240 V IP65 IK10

DOUBLE EMISSION OPAL PC DIFFUSER ALUMINUM

Moderna applique in alluminio a doppia emissione luminosa. Installabile in ambienti esterni. Compatibile con lampade E27.

Modern aluminum applique with double light output. Suitable for outdoor ambiances. Compatible with E27 lamps.

INSTALLATION



INSTALLABILE A PARETE PER UN EFFETTO DI LUCE BIDIREZIONALE
WALL INSTALLATION FOR A BIDIRECTIONAL LIGHT EFFECT



REQUIRED PAG. 312

LAMPADA E27 NON INCLUSA
E27 LAMP NOT INCLUDED

PER UN EFFETTO SCENICO OTTIMALE È CONSIGLIATO L'USO
DI LAMPADE INCANTO FILAMENTO COME LA ING3-082727
FOR AN OPTIMAL SCENIC EFFECT, IT IS RECOMMENDED TO USE
INCANTO FILAMENTO LAMPS LIKE ING3-082727

TECHNICAL INDOOR

INDOOR

INDUSTRIAL

TECHNICAL OUTDOOR

OUTDOOR

SOLAR

WORK

SORGENTI

AXO-1GU10B

AXO-1GU10SC



AXO-2GU10G

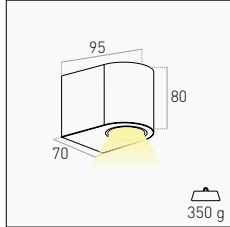
AXO-2GU10SN



APPLIQUE AXO

IP54

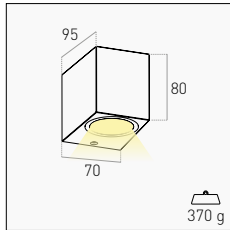
ROUND - SINGLE EMISSION



1 Slot Ψ GU10	White <input type="checkbox"/>	AXO-1GU10B	21,00 €
	Corten <input checked="" type="checkbox"/>	AXO-1GU10C	
	Grey <input type="checkbox"/>	AXO-1GU10G	
	Black <input checked="" type="checkbox"/>	AXO-1GU10N	

220-240 V IP54 IK10

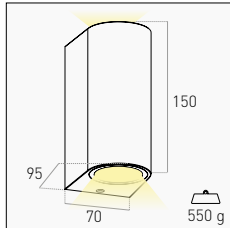
SQUARE - SINGLE EMISSION



1 Slot Ψ GU10	White <input type="checkbox"/>	AXO-1GU10SB	23,50 €
	Corten <input checked="" type="checkbox"/>	AXO-1GU10SC	
	Grey <input type="checkbox"/>	AXO-1GU10SG	
	Black <input checked="" type="checkbox"/>	AXO-1GU10SN	

220-240 V IP54 IK10

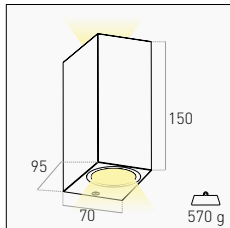
ROUND - DOUBLE EMISSION



2 Slot $\Psi\Psi$ GU10	White <input type="checkbox"/>	AXO-2GU10B	29,00 €
	Corten <input checked="" type="checkbox"/>	AXO-2GU10C	
	Grey <input type="checkbox"/>	AXO-2GU10G	
	Black <input checked="" type="checkbox"/>	AXO-2GU10N	

220-240 V IP54 IK10

SQUARE - DOUBLE EMISSION



2 Slot $\Psi\Psi$ GU10	White <input type="checkbox"/>	AXO-2GU10SB	31,00 €
	Corten <input checked="" type="checkbox"/>	AXO-2GU10SC	
	Grey <input type="checkbox"/>	AXO-2GU10SG	
	Black <input checked="" type="checkbox"/>	AXO-2GU10SN	

220-240 V IP54 IK10


Moderne applique in alluminio a singola o doppia emissione luminosa. Diffusore in vetro.

Modern aluminum applique with single or double light output. Glass diffuser.

REQUIRED PAG. 318-319



LAMPADE SPOT GU10 NON INCLUDE
GU10 SPOT LAMPS NOT INCLUDED

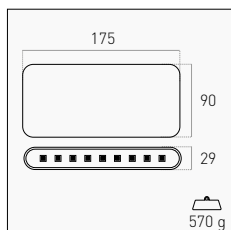


APPLIQUE BIDIREZIONALE
FORMA

APPLIQUE BIDIREZIONALE

FORMA

IP54 - TRICOLOR



SOURCE		OUTPUT				
12 W	1.390 lm	820 lm	3000 K - 4000 K - 6000 K	White <input type="checkbox"/>	FRMB-129000	50,00 €
				Black <input checked="" type="checkbox"/>	FRMN-129000	

220-240 V IP54 120°
GLASS DIFFUSER ALUMINUM CCT TRICOLOR

TECHNICAL INDOOR

INDOOR

INDUSTRIAL

TECHNICAL OUTDOOR

OUTDOOR

SOLAR

WORK

SORGENTI

INSTALLATION



INSTALLABILE A PARETE PER UN EFFETTO DI LUCE BIDIREZIONALE
WALL INSTALLATION FOR A BIDIRECTIONAL LIGHT EFFECT

TECHNICAL NOTES



REGOLAZIONE DEL COLORE LUCE TRAMITE SELETTORE SU PIASTRA INTERNA
COLOR TEMPERATURE ADJUSTMENT THROUGH SELECTOR ON INTERNAL PLATE

Applique bidirezionale dal design moderno ed esclusivo. Produce un'illuminazione decorativa tramite effetto diffondente su parete.

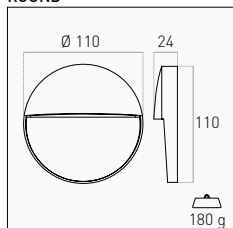
Bidirectional wall lamp with a modern and exclusive design. Recommended for decorative lighting thanks to a diffusing effect on the wall.



SEGNAPASSO
PASEO

IP54

ROUND

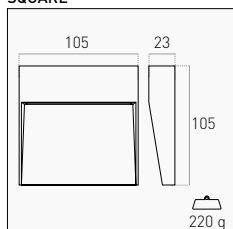


4 W	450 lm	4000 K	White <input type="checkbox"/>	PEOBIR-041140	31,00 €
			Corten <input checked="" type="checkbox"/>	PEOCOR-041140	
			Grey <input type="checkbox"/>	PEOGR-041140	
			Black <input type="checkbox"/>	PEONER-041140	

220-240 V
 IP54
 IK06
 78°

DIE-CAST ALUMINUM

SQUARE



4 W	450 lm	4000 K	White <input type="checkbox"/>	PEOBIS-041040	32,50 €
			Corten <input checked="" type="checkbox"/>	PEOCOS-041040	
			Grey <input type="checkbox"/>	PEOGS-041040	
			Black <input type="checkbox"/>	PEONES-041040	

220-240 V
 IP54
 IK06
 94°

DIE-CAST ALUMINUM

INSTALLATION



Applique segnapasso dal design moderno. Corpo in alluminio pressofuso in 4 finiture.

Step light applique with a modern design. Die-cast aluminum body in 4 finishes.

FORNISCE UNA LUCE DELICATA E DIFFUSA PER ILLUMINARE PERCORSI O AREE ESTERNE
IT PROVIDES A SOFT AND DIFFUSED LIGHT TO ILLUMINATE PATHS OR OUTDOOR AREAS

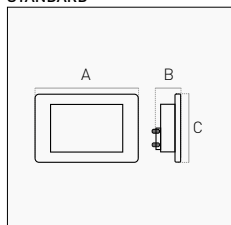
SEGNAPASSO
CORTÈS



SEGNAPASSO CORTÈS

IP65 - EMERGENCY

STANDARD

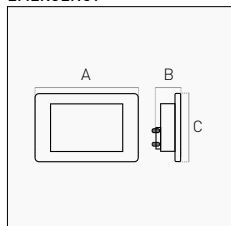


	A mm	B mm	C mm	g
1 W	107	25	68	63
5 W	181	49	80	180

SOURCE	OUTPUT	COVER			
1 W	-	70 lm	White <input type="checkbox"/> + Silver <input type="checkbox"/>	4000 K	CRT3-014000 18,00 €
5 W	650 lm	270 lm	White <input type="checkbox"/> + Silver <input type="checkbox"/>	4000 K	CRT6-054000 44,00 €

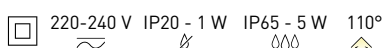


EMERGENCY

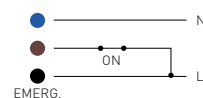


	A mm	B mm	C mm	g
1 W	107	45	68	126
5 W	181	49	80	180

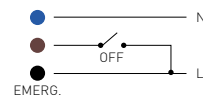
SOURCE	OUTPUT	BATTERY	COVER		
1 W	-	70 lm	Ni-Cd 3,7 V 1.200 mAh	White <input type="checkbox"/> + Silver <input type="checkbox"/> 4000 K	CRT3E-010340 60,00 €
5 W	650 lm	270 lm	Li-Ion 3,7 V 1.200 mAh	White <input type="checkbox"/> + Silver <input type="checkbox"/> 4000 K	CRT6E-050340 82,50 €



TECHNICAL NOTES



CORTESIA TIPO SA (PERMANENTE)
L'APPARECCHIO RIMANE ACCESO E CONTINUA AD ILLUMINARE ANCHE IN CASO DI MANCANZA RETE.
COURTESY TYPE MAINTAINED (PERMANENT).
THE LUMINAIRE STAYS ON AND CONTINUES TO LIGHT UP EVEN IN THE EVENT OF A POWER FAILURE.



EMERGENZA TIPO SE (NON PERMANENTE)
L'APPARECCHIO SI ACCENDE SOLO IN CASO DI MANCANZA RETE ED EROGA 40 LM.
EMERGENCY TYPE NON-MANTAINED (NOT PERMANENT).
THE LUMINAIRE TURNS ON ONLY IN THE EVENT OF A POWER FAILURE AND SUPPLIES 40 LM.

TECHNICAL NOTES



PER SCATOLE 503 (CRT3) E 506 (CRT6)
FOR 503 (CRT3) AND 506 (CRT6) BOXES

INCLUDED



COVER INTERCAMBIABILE BIANCA O IN METALLO SATINATO
INTERCHANGEABLE WHITE OR SATIN METAL COVER

Luce segnapasso da incasso. Variante con sistema di emergenza che si accende in mancanza di corrente elettrica.

Recessed steplight. Emergency system version that turns on in case of a power failure.

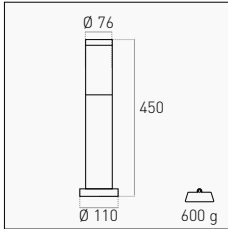


PALETTO DA GIARDINO
BAMBOO

PALETTO DA GIARDINO
BAMBOO

IP54

45 cm

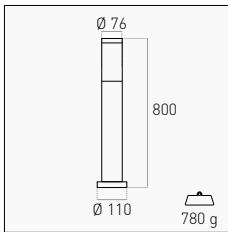


1 Slot E27	Anthracite		BMB-4527AN	34,00 €					
	Corten		BMB-4527CO						
	220-240 V		IP54		IK06		PC DIFFUSER		STAINLESS STEEL



RAL 7016
 RAL 8028

80 cm



1 Slot E27	Anthracite		BMB-8027AN	42,00 €					
	Corten		BMB-8027CO						
	220-240 V		IP54		IK06		PC DIFFUSER		STAINLESS STEEL



RAL 7016
 RAL 8028

Paletto da giardino dal design moderno in acciaio inossidabile e diffusore in PC. Compatibile con lampade E27 (Max 8 W), si adatta perfettamente in ogni ambiente.

Modern design garden bollard with stainless steel body and PC diffuser. Compatible with E27 lamps (Max 8 W), it suits perfectly in every outdoor space.



REQUIRED PAG. 312

LAMPADA E27 (MAX 8 W) NON INCLUSA
 E27 LAMP (MAX 8 W) NOT INCLUDED

PER UN EFFETTO SCENICO OTTIMALE È CONSIGLIATO L'USO
 DI LAMPADINE INCANTO FILAMENTO SATEN
 FOR AN OPTIMAL SCENIC EFFECT, IT IS RECOMMENDED
 TO USE SATEN INCANTO FILAMENTO LAMPS

TECHNICAL INDOOR

INDOOR

INDUSTRIAL

TECHNICAL OUTDOOR

OUTDOOR

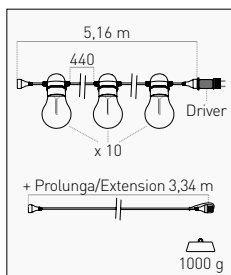
SOLAR

WORK

SORGENTI

CATENA LUMINOSA

FIESTA



6 W	500 lm	White <input type="checkbox"/>	2200 K	FSTABCL-062722	92,00 €
		Black <input checked="" type="checkbox"/>	2200 K	FSTACL-062722	

220-240 V 36 V IP44

REPLACEABLE CONNECTABLE EASY TO INSTALL

TECHNICAL NOTES

2 COLLANE LUMINOSE COLLEGABILI
2 CONNECTABLE LIGHT CHAIN

NON SUPPORTA LAMPADE 230 V
230 V LAMPS NOT SUPPORTED

INCLUDED

10 LAMPADE E27 - ALIMENTATORE CON SPINA SCHUKO
10 E27 BULBS - DRIVER WITH SCHUKO PLUG

OPTIONAL

RICAMBIO DRIVER SPARE DRIVER

12 W	FSTADAP-12W	18,50 €
------	--------------------	---------

RICAMBIO LAMPADINA SPARE BULB

36 V/DC	E27	0,6 W	50 lm	2200 K	FSTARCL-062722	6,50 €
---------	-----	-------	-------	--------	-----------------------	--------

Catena luminosa di 10 lampade a filamento LED incluse alimentate a bassa tensione. Possibilità di collegare 2 catene insieme. Driver incluso con spina schuko.

String lighting with 10 LED Filament lamps included and powered by low voltage. 2 chains can be connected together. Driver included with schuko plug.

CATENA LUMINOSA
FIESTA 230 V



TECHNICAL INDOOR

INDOOR

INDUSTRIAL

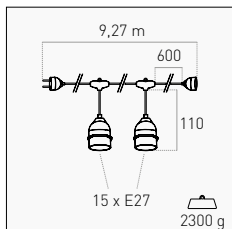
TECHNICAL OUTDOOR

OUTDOOR

SOLAR

WORK

SORGENTI



SINGLE LAMP HOLDER		SYSTEM			
15 Slot E27	MAX 15 W	MAX 230 W	White <input type="checkbox"/>	FSTAB-2202700	74,00 €
			Black <input checked="" type="checkbox"/>	FSTAN-2202700	
<input type="checkbox"/> 220-240 V IP44 			CONNECTABLE EASY TO INSTALL		

TECHNICAL NOTES

COLLEGABILE IN SERIE FINO AD UN MASSIMO DI 230 W TOTALI
 CAN BE CONNECTED IN SERIES UP TO A MAX 230 W TOTAL

INCLUDED

15 PORTALAMPADE E27 (MAX 15 W)
 15 E27 LAMP HOLDERS (MAX 15 W)

PRESA SCHUKO PER COLLEGARE IN SERIE ALTRE CATENE LUMINOSE O DISPOSITIVI ELETTRONICI
 SCHUKO SOCKET FOR CONNECT IN SERIES OTHER LIGHT CHAINS OR ELECTRONIC DEVICES



REQUIRED PAG. 312



LAMPADE E27 NON INCLUDE
 E27 LAMPS NOT INCLUDED

Catena luminosa con 15 portalam-
 pa E27, lampade non incluse. Colle-
 gabile in serie fino a 230 W totali.

String lighting with 15 E27 lamp
 holders, lamps not included. Con-
 nectable in series up to 230 W total.



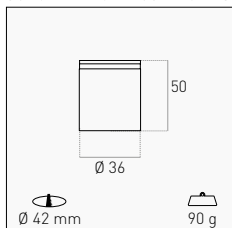
SISTEMA CALPESTABILE
ARGO



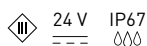
ARGO

IP67

SORGENTE LUMINOSA LIGHT SOURCE



OUTPUT				
0,75 W	50 lm	3000 K	ARGO-012430	17,75 €
		4000 K	ARGO-012440	



EASY TO INSTALL 50.000 h 3 YEARS

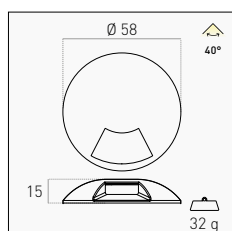
INCLUDED



CONTROCASSA IN POLICARBONATO
POLYCARBONATE CASING

REQUIRED

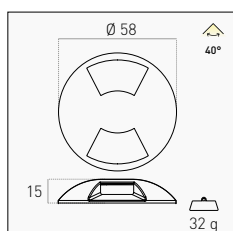
COVER A 1 LUCE
1 LIGHT COVER



<input type="checkbox"/>	ARGOC-1BI
<input checked="" type="checkbox"/>	ARGOC-1CO
<input checked="" type="checkbox"/>	ARGOC-1GR
<input checked="" type="checkbox"/>	ARGOC-1NE
6,50 €	

ALUMINUM WALKABLE

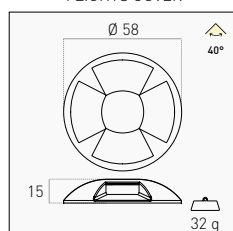
COVER A 2 LUCI
2 LIGHTS COVER



<input type="checkbox"/>	ARGOC-2BI
<input checked="" type="checkbox"/>	ARGOC-2CO
<input checked="" type="checkbox"/>	ARGOC-2GR
<input checked="" type="checkbox"/>	ARGOC-2NE
6,50 €	

ALUMINUM WALKABLE

COVER A 4 LUCI
4 LIGHTS COVER



<input type="checkbox"/>	ARGOC-4BI
<input checked="" type="checkbox"/>	ARGOC-4CO
<input checked="" type="checkbox"/>	ARGOC-4GR
<input checked="" type="checkbox"/>	ARGOC-4NE
6,75 €	

ALUMINUM WALKABLE

PROLUNGA CON ATTACCO A 2 PIN
CABLE WITH 2 PIN CONNECTION



2 m **ARGO-CAVO**
5,00 €

IP68

INSTALLATION

OPTIONAL PAG. 269

ALIMENTATORI E CONNETTORI
POWER SUPPLIES AND CONNECTORS

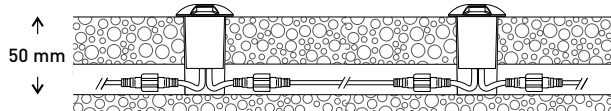
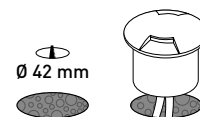
Sistema calpestabile luce radente ad incasso per installazione facilitata a pavimento. Grazie alle cover intercambiabili in alluminio è possibile personalizzarne l'aspetto scegliendo tra 1, 2 o 4 fasci di luce, offrendo un design versatile che lo rende perfetto per l'illuminazione di percorsi all'aperto.

Walkable recessed step light system for easy installation on the floor. Thanks to the interchangeable aluminum covers, it is possible to customize its appearance by choosing between 1, 2 or 4 light beams, offering a versatile design that makes it perfect for lighting outdoor paths.

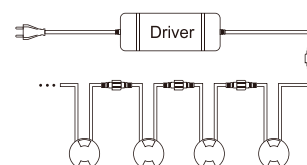
FINISH



WHITE RAL 9003 CORTEN RAL 8011 GREY RAL 7038 BLACK RAL 9005



INSTALLAZIONE A PAVIMENTO
FLOOR INSTALLATION



SCHEMA DI INSTALLAZIONE
INSTALLATION DIAGRAM



PAVI2L-087030



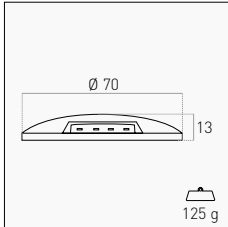
PAVIC4L-0513030

CALPESTABILE

PAVI

IP67 - 1-2-4 LIGHT

SUPERFICIE SURFACE



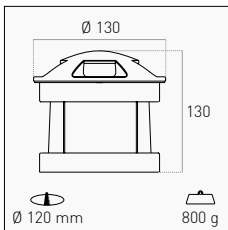
OUTPUT

0,4 W	8 lm	1 Luce Light	3000 K	PAVI1L-047030	19,00 €
			4000 K	PAVI1L-047040	
0,8 W	16 lm	2 Luci Lights	3000 K	PAVI2L-087030	23,00 €
			4000 K	PAVI2L-087040	

24 V
 IP67
 IK06
 100°

WALKABLE
 ALUMINUM

INCASSO RECESSED



SOURCE OUTPUT

5 W	384 lm	160 lm	4 Luci Lights	3000 K	PAVIC4L-0513030	72,00 €
4 W	300 lm	125 lm	4 Luci Lights	4000 K	PAVIC4L-0513040	

24 V
 IP67
 IK06
 100°

WALKABLE
 ALUMINUM

INCLUDED



CONTROCASSA IN POLICARBONATO
POLYCARBONATE CASING

TECHNICAL NOTES



1, 2 O 4 LUCI CON ANGOLO DI 100°
1, 2 OR 4 LIGHTS WITH 100 ° ANGLE

OPTIONAL PAG. 269

ALIMENTATORI E CONNETTORI
POWER SUPPLIES AND CONNECTORS

Calpestabile luce radente a superficie o a incasso per installazione a pavimento. Corpo in alluminio, cavo in neoprene. Resistenza a pressione di 500 Kg.

Walkable surface or recessed glen-cing light for floor installation. Aluminum body, neoprene cable. Maximum resistance to pressure of 500 Kg.



PAVI-078930

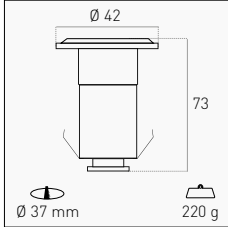


PAVI-1216030

NEW
CALPESTABILE
PAVI

IP67 - 1-2-4 LIGHT

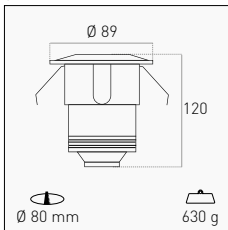
1 W



SOURCE		OUTPUT			
1 W	120 lm	80 lm	3000 K	PAVI-014230	36,00 €
			4000 K	PAVI-014240	

24 V IP67 IK06 24°
 WALKABLE TEMPERED GLASS DIFFUSER ALUMINUM

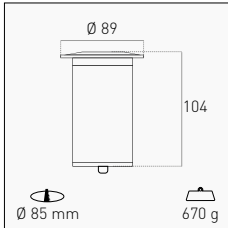
3 W



SOURCE		OUTPUT			
3 W	300 lm	250 lm	3000 K	PAVI-038930	69,00 €
			4000 K	PAVI-038940	

24 V IP65 IK06 12°
 WALKABLE TEMPERED GLASS DIFFUSER ALUMINUM

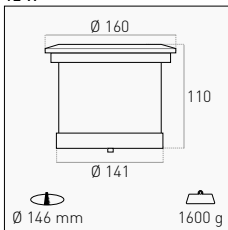
6 W



SOURCE		OUTPUT			
6 W	660 lm	330 lm	4000 K	PAVI-058940 NEW	76,00 €

24 V IP67 IK06 15°
 WALKABLE TEMPERED GLASS DIFFUSER ALUMINUM

12 W



SOURCE		OUTPUT			
12 W	1.150 lm	840 lm	3000 K	PAVI-1216030	130,00 €
			4000 K	PAVI-1216040	

24 V IP65 IK08 10°
 WALKABLE TEMPERED GLASS DIFFUSER ALUMINUM

Incasso tondo calpestabile per installazione a pavimento. Anello e corpo in alluminio, vetro temperato, cavo in neoprene. Resistenza a pressione di 500 Kg.

Walkable round recessed light for floor installation. Aluminum ring and body, tempered glass, neoprene cable. Pressure resistance of 500 Kg.

INCLUDED



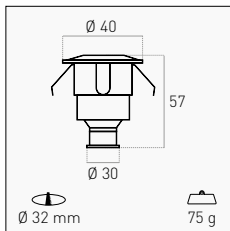
CONTROCASSA IN POLICARBONATO
POLYCARBONATE CASING

OPTIONAL PAG. 269

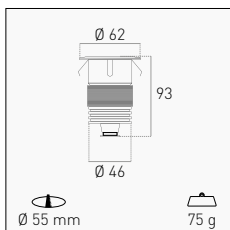
ALIMENTATORI E CONNETTORI
POWER SUPPLIES AND CONNECTORS

CALPESTABILE
MINI PAVI

IP65



SOURCE		OUTPUT					
1,3 W	120 lm	70 lm	3000 K	MP-014030	27,00 €		
			4000 K	MP-014040			
	IP65	IK06	24°				
---				WALKABLE	TEMPERED GLASS DIFFUSER	SATIN ALUMINUM RING	ALUMINUM



SOURCE		OUTPUT					
3 W	160 lm	90 lm	3000 K	MP-036030	45,00 €		
			4000 K	MP-036040			
	IP65	IK06	100°				
---				WALKABLE	TEMPERED GLASS DIFFUSER	STAINLESS STEEL RING	ALUMINUM

INCLUDED



CONTROCASSA IN POLICARBONATO (SOLO PER IL 3 W)
POLYCARBONATE CASING (ONLY FOR 3 W)

Incasto tondo per installazione a parete, soffitto o pavimento. Anello in alluminio satinato (1W) o in acciaio inox (3W). Corpo in alluminio, vetro temperato, cavo in neoprene.

Round recessed wall light, ceiling or floor installation. Ring in brushed aluminum (1W) or in stainless steel (3W). Aluminum body, tempered glass, neoprene cable.

INSTALLATION

INSTALLABILE A PARETE, SOFFITTO O PAVIMENTO
SUITABLE FOR WALL, CEILING OR FLOOR INSTALLATION

OPTIONAL PAG. 269

ALIMENTATORI E CONNETTORI
POWER SUPPLIES AND CONNECTORS

CALPESTABILE
PAVI GU10

IP67



TECHNICAL INDOOR

INDOOR

INDUSTRIAL

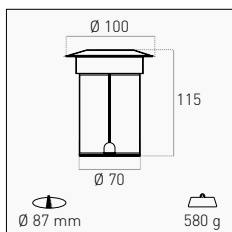
TECHNICAL OUTDOOR

OUTDOOR

SOLAR

WORK

SORGENTI



1 Slot GU10 - MAX 35 W		PAVI-GU10	34,50 €
	230 V 	IP67 	WALKABLE TEMPERED GLASS DIFFUSER ALUMINUM

INCLUDED



CONTROCASSA IN POLICARBONATO
 POLYCARBONATE CASING

OPTIONAL PAG. 269

ALIMENTATORI E CONNETTORI
 POWER SUPPLIES AND CONNECTORS


REQUIRED PAG. 318-319



LAMPADA SPOT GU10
 GU10 SPOT LAMP

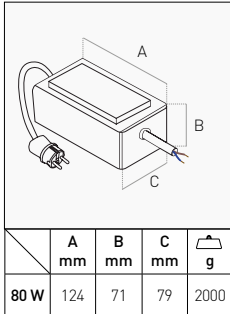
Incasso tondo calpestabile per installazione a pavimento. Anello e corpo in alluminio, vetro temperato, cavo in neoprene. Resistenza a pressione di 500 Kg.

Walkable round recessed light for floor installation. Aluminum ring and body, tempered glass, neoprene cable. Pressure resistance of 500 Kg.

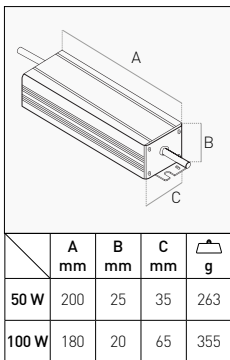
A modern, multi-level house at night. The upper level has large glass windows and a balcony, both illuminated from within. The lower level features a curved concrete driveway with a dark, slatted garage door. The driveway is lit by several recessed spotlights. The sky is a deep blue, and some trees are visible on the right. The word "ACCESSORIES" is overlaid in a white box in the center of the image.

ACCESSORIES

ACCESSORIES
DRIVER



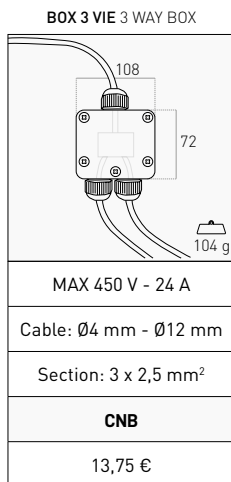
		INPUT		OUTPUT		
80 W	3.334 mA	230 V/AC	24 V/AC	DR80	70,00 €	
IP68		NOT DIMMABLE				



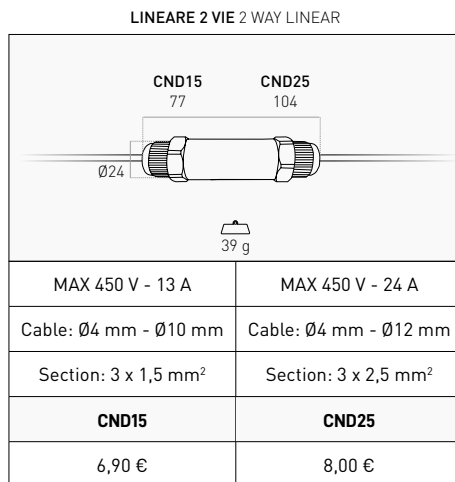
		INPUT		OUTPUT		
50 W	2.100 mA	175-264 V/AC	24 V/DC	RDAC50-2467	37,50 €	
100 W	4.200 mA	175-264 V/AC	24 V/DC	RDAC100-2467	60,00 €	
IP67		NOT DIMMABLE				

ACCESSORIES
CONNECTORS

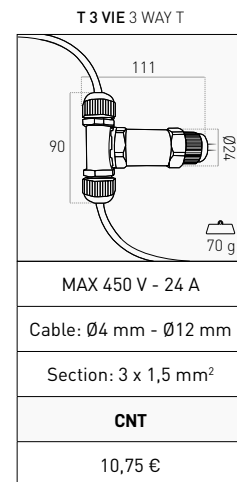
IP68



IP68
ØØØ



IP68
ØØØ



IP68
ØØØ

CENTURY®



06



SOLAR

SOLAR

SOLAR



PROIETTORI

PROMETEO

NEW ENERGY

GIRASOLE

GENIUS

DVERSO

NEW SOLAR-B



APPLIQUE

NEW UP&DOWN SOLAR

NEW AURA

DOMINO

NEW ARCADIA MAX

ARCADIA



SEGNAPASSO

STEP SOLAR



DECORATIVO

BOLLA



PALETTO

SUNNY



LAMPIONI

SUNNY XL

LEVANTE

TECHNICAL INDOOR

INDOOR

INDUSTRIAL

TECHNICAL OUTDOOR

OUTDOOR

SOLAR

WORK

SORGENTI



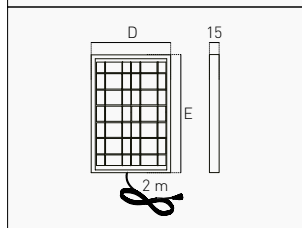
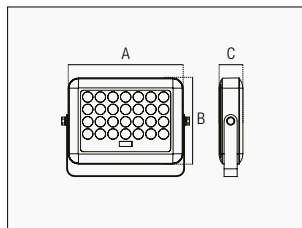
PROIETTORE SOLARE
PROMETEO

PROIETTORE SOLARE
PROMETEO

IP65



REPLACEABLE BATTERY



	A mm	B mm	C mm	D mm	E mm	g
5 W	180	126	35	200	210	460
10 W	243	172	39	210	340	850
20 W	243	172	39	300	390	1200
30 W	310	225	41	390	430	1680
40 W	310	225	41	390	560	1910

5 W	700 lm	LiFePO4 3,2 V/DC 6.000 mAh	4000 K	PROM-1001640	49,00 €
10 W	1.400 lm	LiFePO4 3,2 V/DC 10.000 mAh	4000 K	PROM-2002340	71,00 €
20 W	2.700 lm	LiFePO4 3,2 V/DC 20.000 mAh	4000 K	PROM-3002340	112,00 €
30 W	4.100 lm	LiFePO4 3,2 V/DC 30.000 mAh	4000 K	PROM-4002940	158,00 €
40 W	4.600 lm	LiFePO4 3,2 V/DC 40.000 mAh	4000 K	PROM-5002940	199,00 €



IP65



IK03



60°



~6-12 h

WORKING TIME



~4-6 h

RECHARGE



LIGHT SENSOR



MONOCRYSTALLINE



DIMMABLE



ABS



PC

INCLUDED

CAVO DI COLLEGAMENTO DA 2 METRI
2 METER CONNECTION CABLE



TELECOMANDO MULTIFUNZIONE PER ACCENSIONE E SPEGNIMENTO,
REGOLAZIONE INTENSITÀ LUMINOSA E IMPOSTAZIONE TIMER
REMOTE CONTROLLER FOR SWITCHING ON/OFF,
LIGHT DIMMING AND TIMER SETTING



OPTIONAL

RICAMBIO BATTERIA REPLACEMENT BATTERY



5 W	RBPROM-100	11,00 €
10 W	RBPROM-200	18,00 €
20 W	RBPROM-300	36,00 €
30 W	RBPROM-400	52,00 €
40 W	RBPROM-500	72,00 €

Proiettore solare con pannello fotovoltaico monocristallino e funzione crepuscolare. Corpo anti-urto. Telecomando incluso.

Solar floodlight with monocrystalline photovoltaic panel and twilight function. Shockproof body. Remote control included.



NEW

PROIETTORE SOLARE
ENERGY

NEW

PROIETTORE SOLARE ENERGY

IP65 - SENSOR

10-30 W

	A mm	B mm	C mm	D mm	E mm	F mm	g
10 W	154	120	31	186	205	24	315
30 W	201	164	49	240	354	17	696

REPLACEABLE BATTERY

10 W	1.500 lm	Li-Ion 3,7 V/DC 3.600 mAh	4000 K	ERGY-1016040	69,00 €
30 W	4.800 lm	LiFePO4 6,4 V/DC 6.000 mAh	4000 K	ERGY-3016040	149,00 €

IP65
 IK07
 60° x 120°
 ~6-18 h WORKING TIME
 ~6-8 h RECHARGE
 PIR SENSOR
 LIGHT SENSOR
 MONOCRYSTALLINE
 DIMMABLE
 SMART BATTERY
 STEEL
 ABS
 PC

OPERATING MODE

MODE 1 - SENSOR MODE

Dopo il tramonto, ON al 100% al rilevamento del movimento, in modalità ridotta dopo 60 secondi.
After sunset, ON at 100% upon motion detection, low mode after 60 seconds.

MODE 2 - ALWAYS ON

Dopo il tramonto, ON alla luminosità selezionata, dopo 3/5/8 ore o se la carica della batteria scende sotto il 30% passa alla modalità sensore.
After sunset, ON at the selected brightness, after 3/5/8 hours or if the battery charge drops below 30% it switches to sensor mode.

SMART BATTERY

Gestione intelligente della batteria in base al livello di carica, ottimizza l'efficienza energetica e le prestazioni.
Smart battery management based on charge level, optimizes energy efficiency and performance.

60 W

REPLACEABLE BATTERY

60 W	9.600 lm	LiFePO4 12.8 V/DC 6.000 mAh	4000 K - 6000 K	ERGY-6016000 NEW	300,00 €
------	----------	-----------------------------	-----------------	-------------------------	----------

IP65
 IK07
 60° x 120°
 ~6-18 h WORKING TIME
 ~6-8 h RECHARGE
 PIR SENSOR
 LIGHT SENSOR
 GRADE-A PANEL
 DIMMABLE
 STEEL
 ABS
 PC
 CCT BICOLOR

OPERATING MODE

MODE 1 - ALWAYS ON

Dopo il tramonto, ON al 60% per 3 ore per poi passare alla Modalità Sensore. Regolazioni differenti tramite telecomando.
After sunset, ON at 60% for 3 hours then switch to Sensor Mode. Different settings using remote control.

MODE 2 - SENSOR MODE

Dopo il tramonto, ON al 100% al rilevamento del movimento, in modalità ridotta (5%) dopo 30 secondi.
After sunset, ON at 100% when motion is detected, low mode (5%) after 30 seconds.

FOCUS

↑+30%↑
CONVERSION



IL PANNELLO SOLARE MONOCRISTALLINO GRADE-A CON VETRO LAMINATO OFFRE UNA POTENZA DI 22 W E UNA TENSIONE DI 20 V, GENERANDO IL 30% DI ENERGIA IN PIU' RISPETTO AD ALTERNATIVE DI DIMENSIONI SIMILI. IL MEGLIO NELLA SUA CATEGORIA.
THE GRADE-A MONOCRYSTALLINE SOLAR PANEL WITH LAMINATED GLASS OFFERS 22W POWER AND 20V VOLTAGE, GENERATING 30% MORE ENERGY THAN SIMILAR-SIZED ALTERNATIVES. THE BEST IN ITS CATEGORY.

INCLUDED

CAVO DI COLLEGAMENTO DA 5 METRI
5 METER CONNECTION CABLE

TELECOMANDO MULTIFUNZIONE PER
ACCENSIONE, REGOLAZIONE LUMINOSITÀ E TIMER
MULTIFUNCTION REMOTE CONTROL FOR
SWITCHING ON, LIGHT DIMMING AND TIMER

OPTIONAL

RICAMBIO BATTERIA REPLACEMENT BATTERY

10 W	RBERGY-10	13,00 €
30 W	RBERGY-30	25,00 €
60 W	RBERGY-60 NEW	120,00 €

Proiettore solare compatto con pannello fotovoltaico monocristallino, sensore di rilevamento del movimento e funzione crepuscolare.

Compact solar floodlight with monocrystalline photovoltaic panel, motion detection sensor and twilight function.

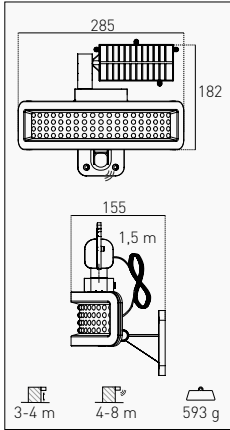


PROIETTORE SOLARE MOTORIZZATO
GIRASOLE

PROIETTORE SOLARE MOTORIZZATO

GIRASOLE

IP65 - FOLLOW THE SUN



BATTERY

7 W	800 lm	Li-Ion 3,7 V/DC 3.600 mAh	4000 K	GRS-072840	75,00 €
-----	--------	---------------------------	--------	-------------------	---------

IP65	120°	~6 h	~8-12 h	FOLLOW THE SUN	SMART BATTERY	PIR SENSOR	LIGHT SENSOR	SEPARABLE MONOCRYSTALLINE	3 YEARS
------	------	------	---------	----------------	---------------	------------	--------------	---------------------------	---------

OPERATING MODE

BATTERY > 30%
 Dopo il tramonto, ON automatico, 100% al passaggio, in modalità ridotta dopo 20 secondi
 Automatic ON at sunset, 100% at PIR detection, stand by mode after 20 seconds

BATTERY < 30%
 Dopo il tramonto, ON automatico, 100% al passaggio, OFF dopo 20 secondi
 Automatic ON at sunset, 100% at PIR detection, OFF after 20 seconds

SMART BATTERY

Gestione intelligente della batteria in base al livello di carica, ottimizza l'efficienza energetica e le prestazioni.
 Smart battery management based on charge level, optimizes energy efficiency and performance.

INSTALLATION



PANNELLO FOTOVOLTAICO SEPARABILE
 SEPARABLE PHOTOVOLTAIC PANEL

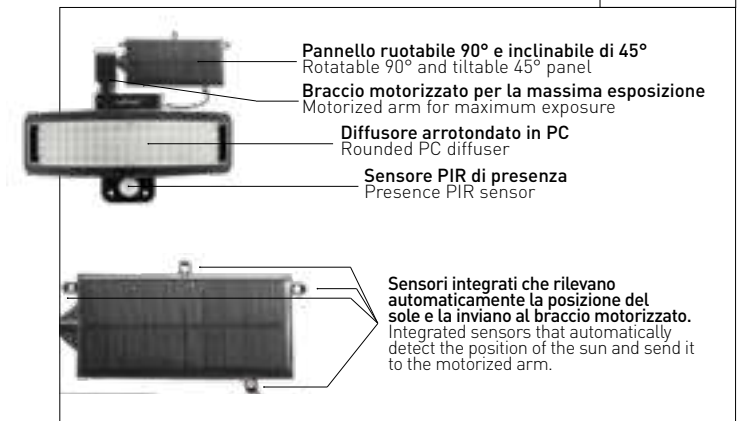
Dotato di un innovativo sistema di rilevamento della luce naturale, il proiettore solare è in grado di orientare automaticamente il pannello fotovoltaico per massimizzare l'irraggiamento solare. Questa innovazione ha ridotto le dimensioni del pannello fotovoltaico per un miglior impatto estetico e permette di ottenere una resa energetica significativamente maggiore, aprendo nuove prospettive per l'utilizzo dell'energia solare in modo efficiente ed economico.

Equipped with an innovative natural light detection system, the solar floodlight is able to orient the photovoltaic panel automatically to maximize solar radiation. This innovation has reduced the size of the photovoltaic panel for a better aesthetic impact and allows to obtain a significantly higher energy yield, opening up new perspectives for the efficient and economic use of solar energy.

INCLUDED

CAVO DI COLLEGAMENTO DA 1,5 METRI
 1,5 METER CONNECTION CABLE

FOCUS



FOLLOW THE SUN



INNOVATIVO SISTEMA AUTOMATICO DI RILEVAMENTO DELLA LUCE NATURALE
 ROTAZIONE SU ASSE DI 90° - INCLINAZIONE 45°
 INNOVATIVE AUTOMATIC NATURAL LIGHT DETECTION SYSTEM
 90° ROTATION ON AXIS - 45° INCLINATION

TECHNICAL INDOOR

INDOOR

INDUSTRIAL

TECHNICAL OUTDOOR

OUTDOOR

SOLAR

WORK

SORGENTI

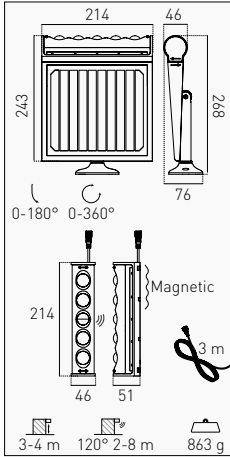


PROIETTORE SOLARE 7-IN-1
GENIUS

PROIETTORE SOLARE 7-IN-1

GENIUS

IP65 - SENSOR



REPLACEABLE BATTERY

8 W	950 lm	Li-Ion 3,7 V/DC 4.000 mAh	4000 K	GNS-081240	74,00 €
-----	--------	---------------------------	--------	-------------------	---------

IP65	IK06	120°	~15 h	~6 h	SMART BATTERY	PIR SENSOR	LIGHT SENSOR	SEPARABLE MONOCRYSTALLINE	MAGNETIC	7-in-1
			WORKING TIME	RECHARGE						INSTALLATION

OPERATING MODE

MODE 1 - BATTERY > 30%
 Dopo il tramonto, ON automatico, 100% al passaggio, in modalità ridotta dopo 20 secondi
 Automatic ON after sunset, 100% at PIR detection, low mode after 20 seconds

MODE 1 - BATTERY < 30%
 Dopo il tramonto, ON automatico, 100% al passaggio, OFF dopo 20 secondi
 Automatic ON after sunset, 100% at PIR detection, OFF after 20 seconds

MODE 2
 ON at 100% dopo il tramonto, in modalità ridotta dopo 5 ore
 ON at 100% after sunset, low mode after 5 hours

SMART BATTERY

Gestione intelligente della batteria in base al livello di carica, ottimizza l'efficienza energetica e le prestazioni.
 Smart battery management based on charge level, optimizes energy efficiency and performance.

7-IN-1 INSTALLATION




A muro con pannello integrato
 Integrated wall mount




A muro con pannello separato
 Split wall mount




Su superficie
 Standable



Agganciato
 Hanging



Tramite magneti
 With magnets



Tramite adesivi
 Sticks-on



Portatile
 Portable

Proiettore solare per esterno con pannello fotovoltaico monocristallino separabile fino a 3 metri che permette di illuminare anche ambienti non assolati. Ideale per illuminazione generica delle aree esterne dove non è presente la rete elettrica nelle immediate vicinanze. Installazione estremamente versatile grazie alle sue 7 modalità di utilizzo.

Outdoor solar floodlight with monocrystalline photovoltaic panel that can be separated up to 3 meters which also allows for the illumination of non-sunny environments. Ideal for generic lighting of outdoor areas where there is no electricity grid in the immediate vicinity. Extremely versatile installation thanks to its 7 modes of use.



INCLUDED

CAVO DI COLLEGAMENTO DA 3 METRI
 3 METER CONNECTION CABLE

OPTIONAL

RICAMBIO BATTERIA REPLACEMENT BATTERY

RBGNS	17,00 €
--------------	---------

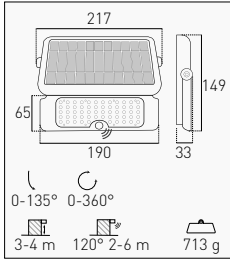


PROIETTORE SOLARE
DVERSO

PROIETTORE SOLARE DVERSO

IP65 - SENSOR

5 W



TECHNICAL NOTES

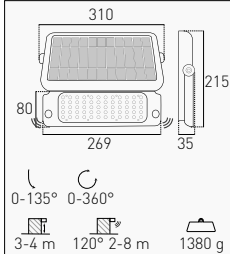


STAFFA RUOTABILE 360° - PANNELLO INCLINABILE 135°
360° ROTATABLE BRACKET - 135° ADJUSTABLE PANEL

2-IN-1 INSTALLATION

INSTALLAZIONE A PARETE O SU SUPERFICIE PIANA
WALL OR FLAT SURFACE INSTALLATION

10 W



TECHNICAL NOTES



STAFFA RUOTABILE 360° - PANNELLO INCLINABILE 135°
360° ROTATABLE BRACKET - 135° ADJUSTABLE PANEL

2-IN-1 INSTALLATION



INSTALLAZIONE A MURO O A PALO TRAMITE STAFFA INCLUSA
WALL OR POLE INSTALLATION USING THE INCLUDED BRACKET

Proiettore solare LED progettato per sfruttare al massimo l'energia del sole e generare una luce di alta qualità. Consente di annullare totalmente i costi energetici.

LED solar floodlight designed to get the maximum energy from the sun and produce high quality light. A good solution to save energy costs.

REPLACEABLE BATTERY

5 W	500 lm	Li-Ion 3,7 V/DC 3.000 mAh	4000 K	DVS-059040	49,00 €
IP65 000	IK07	90° WORKING TIME	~12 h RECHARGE	~6 h	SMART BATTERY
				PIR SENSOR	LIGHT SENSOR
				MONOCRYSTALLINE	2-in-1 INSTALLATION

OPERATING MODE

MODE 1 - CONSTANT LIGHT MODE

ON finché la capacità della batteria non si riduce a zero. Una volta ricaricato torna automaticamente alla modalità sensore.
ON until the battery capacity drops to zero. Once recharged automatically return to sensor mode.

MODE 2 - SENSOR MODE: BATTERY > 30%

Dopo il tramonto, ON al 100% al rilevamento del movimento, in modalità ridotta dopo 20 secondi.
After sunset, 100% ON on motion detection, low mode after 20 seconds.

MODE 2 - SENSOR MODE: BATTERY < 30%

Dopo il tramonto, ON al 100% al rilevamento del movimento, OFF dopo 30 secondi.
After sunset, 100% ON on motion detection, OFF after 30 seconds.

SMART BATTERY

Gestione intelligente della batteria in base al livello di carica, ottimizza l'efficienza energetica e le prestazioni.
Smart battery management based on charge level, optimizes energy efficiency and performance.

REPLACEABLE BATTERY

10 W	1.080 lm	Li-Ion 3,7 V/DC 7.200 mAh	4000 K	DVS-109040	99,00 €
IP65 000	IK07	90° WORKING TIME	~20 h RECHARGE	~6 h	SMART BATTERY
				PIR SENSOR	LIGHT SENSOR
				MONOCRYSTALLINE	2-in-1 INSTALLATION
				POLE CONNECTION	3 MODES

OPERATING MODE

MODE 1 - CONSTANT LIGHT MODE

ON finché la capacità della batteria non si riduce a zero. Una volta ricaricato torna automaticamente alla modalità sensore.
ON until the battery capacity drops to zero. Once recharged automatically return to sensor mode.

MODE 2 - TWILIGHT MODE

Dopo il tramonto, ON automatico al 20% per 8 ore.
After sunset, ON automatic at 20% for 8 hours.

MODE 3 - SENSOR MODE: A

Dopo il tramonto, ON al 100% al rilevamento del movimento, in modalità ridotta dopo 20 secondi.
After sunset, 100% ON on motion detection, low mode after 20 seconds.

MODE 3 - SENSOR MODE: B

Dopo il tramonto, ON al 100% al rilevamento del movimento, OFF dopo 30 secondi.
After sunset, 100% ON on motion detection, OFF after 30 seconds.

SMART BATTERY

Gestione intelligente della batteria in base al livello di carica, ottimizza l'efficienza energetica e le prestazioni.
Smart battery management based on charge level, optimizes energy efficiency and performance.

OPTIONAL

RICAMBIO BATTERIA REPLACEMENT BATTERY

5 W	RBDVS-05	11,00 €
10 W	RBDVS	27,50 €



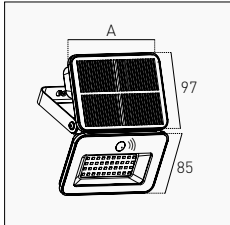
NEW

PROIETTORE SOLARE
SOLAR-B

NEW

PROIETTORE SOLARE SOLAR-B

IP65 - SENSOR



	A mm	g
8 W	143	380
12 W	194	480

ACTIVATIONS REPLACEABLE BATTERY

8 W	800 lm	~120	Li-Ion 3.7 V/DC 2.200 mAh	3000 K - 4000 K - 6500 K	SLB-071400 NEW	26,50 €
12 W	1.200 lm	~180	Li-Ion 3.7 V/DC 2.600 mAh	3000 K - 4000 K - 6500 K	SLB-091900 NEW	35,50 €

IP65 IK04 120° ~6-8 h RECHARGE

PIR SENSOR LIGHT SENSOR MONOCRYSTALLINE ABS FROSTED GLASS TRICOLOR CCT

OPERATING MODE

MODE 1 - FROM SENSOR TO LOW MODE
Dopo il tramonto, ON al 100% per 30 secondi quando il sensore rileva un movimento, poi diminuisce al 5% di luminosità.
After sunset, ON at 100% for 30 seconds when the sensor detects motion, then decreases to 5% brightness.

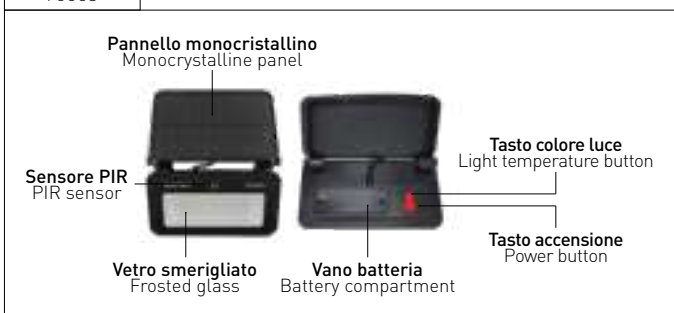
MODE 2 - FROM SENSOR TO OFF
Dopo il tramonto, ON al 100% per 30 secondi quando il sensore rileva un movimento, poi si spegne.
After sunset, ON at 100% for 30 seconds when the sensor detects motion, then turns off.

ACTIVATIONS




**NUMEROSE ACCENSIONI CON UNA SINGOLA CARICA!
OGNI CICLO DI RICARICA PERMETTE NUMEROSE ATTIVAZIONI DEL SENSORE,
GARANTENDO UN'ILLUMINAZIONE AFFIDABILE E DUREVOLE.**
NUMEROUS ACTIVATIONS WITH A SINGLE CHARGE!
EACH CHARGING CYCLE ALLOWS NUMEROUS IGNITIONS OF THE SENSOR,
ENSURING RELIABLE AND DURABLE LIGHTING.

FOCUS



TECHNICAL NOTES



REGOLAZIONE DEL COLORE LUCE TRAMITE PULSANTE
LIGHT COLOR ADJUSTMENT BY BUTTON

OPTIONAL

RICAMBIO BATTERIA REPLACEMENT BATTERY

8 W	RBSLB-07 NEW	5,00 €
12 W	RBSLB-09 NEW	7,00 €

Proiettore solare compatto con pannello fotovoltaico. Ottima soluzione per giardini, viali, cortili; ideale per illuminazione generica delle aree esterne dove non è presente la rete elettrica nelle immediate vicinanze. Batteria sostituibile.

Compact solar floodlight with photovoltaic panel. Excellent solution for gardens, avenues, courtyards; ideal for general lighting of external areas where there is no mains power in the immediate vicinity. Replaceable battery.



NEW

APPLIQUE SOLARE

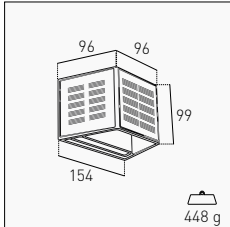
UP&DOWN SOLAR

NEW

APPLIQUE SOLARE

UP&DOWN SOLAR

IP54 - ADJUSTABLE - DOUBLE EMISSION



REPLACEABLE BATTERY

3,3 W	70 lm	Li-Ion 3,7 V/DC 1.300 mAh	3000 K	UDSOL-091530 NEW	38,00 €
			4000 K	UDSOL-091540 NEW	

IP54
 0°-120°
 ~8-10 h WORKING TIME
 ~5-6 h RECHARGE
 DOUBLE EMISSION
 ADJUSTABLE
 LIGHT SENSOR
 MONOCRYSTALLINE X3
 ABS
 GLASS

TECHNICAL NOTES

ALETTE INDIPENDENTI REGOLABILI DA 0° A 120°
INDIPENDENT FLAPS ADJUSTABLE FROM 0° TO 120°

INSTALLATION



INSTALLAZIONE A PARETE PER UN EFFETTO DI LUCE BIDIREZIONALE
WALL INSTALLATION FOR A BIDIRECTIONAL LIGHT EFFECT

ADJUSTABLE



Applique solare di design con triplo pannello fotovoltaico ad alta conversione, fascio luminoso bidirezionale, alette regolabili singolarmente per personalizzare ogni ambiente esterno.

Solar wall light with triple high conversion photovoltaic panel, bi-directional light beam, individually adjustable flaps to personalize any outdoor environment.

OPTIONAL

RICAMBIO BATTERIA REPLACEMENT BATTERY

RBUDSOL NEW	6,00 €
--------------------	--------



NEW

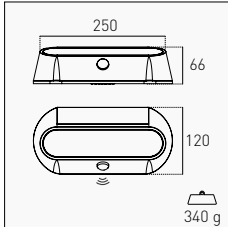
APPLIQUE SOLARE

AURA

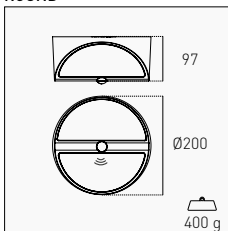
NEW
APPLIQUE SOLARE
AURA

IP54 - SENSOR

OVAL



ROUND



ACTIVATIONS REPLACEABLE BATTERY

5 W 500 lm ~120	Li-Ion 3.7 V/DC 2.000 mAh	White <input type="checkbox"/> 4000 K	AUOBI-052540 NEW	34,00 €
		Black <input checked="" type="checkbox"/> 4000 K	AUONE-052540 NEW	

IP54 120° ~8-10 h RECHARGE

SMART BATTERY PIR SENSOR LIGHT SENSOR MONOCRYSTALLINE ABS PC 3 MODES

ACTIVATIONS REPLACEABLE BATTERY

5 W 500 lm ~120	Li-Ion 3.7 V/DC 2.000 mAh	White <input type="checkbox"/> 4000 K	AURBI-052040 NEW	39,00 €
		Black <input checked="" type="checkbox"/> 4000 K	AURNE-052040 NEW	

IP54 120° ~8-10 h RECHARGE

SMART BATTERY PIR SENSOR LIGHT SENSOR MONOCRYSTALLINE ABS PC 3 MODES

OPERATING MODE

MODE 1 - LOW MODE
Dopo il tramonto, ON al 10%, passa al 100% per 30 secondi quando il sensore rileva un movimento, poi torna al 10%.
After sunset, ON at 10%, switches to 100% for 30 seconds when the sensor detects motion, then returns to 10%.

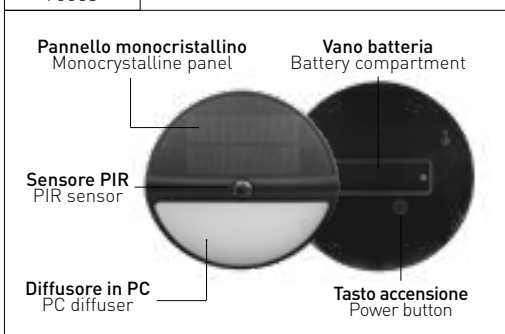
MODE 2 - ONLY SENSOR
Dopo il tramonto, la luce resta spenta, si attiva per 30 secondi quando il sensore rileva un movimento, poi si spegne.
After sunset, the light remains off, activates for 30 seconds when the sensor detects motion, then turns off.

MODE 3 - ALWAYS ON
Dopo il tramonto, ON in modalità ridotta al 10% per una durata di circa 8-10 ore, il sensore è disattivato.
After sunset, ON in 10% low mode for about 8-10 hours, the sensor is deactivated.


SMART BATTERY

Gestione intelligente della batteria in base al livello di carica, ottimizza l'efficienza energetica e le prestazioni.
Smart battery management based on charge level, optimizes energy efficiency and performance.

FOCUS



ACTIVATIONS



Applique solare dal design elegante. Ottima soluzione per illuminare giardini, viali e cortili in modo sostenibile, a costo zero; ideale per zone non coperte da rete elettrica. Rapida installazione. Batteria sostituibile.

Solar wall light with an elegant design. Excellent solution for lighting gardens, avenues and courtyards in a sustainable way, at zero cost; ideal for areas not covered by mains power. Quick installation. Replaceable battery.

NUMEROSE ACCENSIONI CON UNA SINGOLA CARICA! OGNI CICLO DI RICARICA PERMETTE NUMEROSE ATTIVAZIONI DEL SENSORE, GARANTENDO UN'ILLUMINAZIONE AFFIDABILE E DUREVOLE.
NUMEROUS ACTIVATIONS WITH A SINGLE CHARGE! EACH CHARGING CYCLE ALLOWS NUMEROUS IGNITIONS OF THE SENSOR, ENSURING RELIABLE AND DURABLE LIGHTING.

OPTIONAL

RICAMBIO BATTERIA REPLACEMENT BATTERY

RBAURA NEW	4,00 €
--------------------------	--------

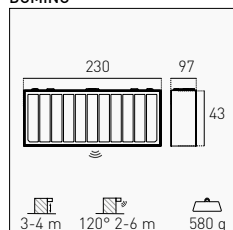


APPLIQUE SOLARE
DOMINO

APPLIQUE SOLARE DOMINO

IP65 - SENSOR

DOMINO



REPLACEABLE BATTERY

6 W	800 lm	Li-Ion 3,7 V/DC 4.000 mAh	White <input type="checkbox"/>	3000 K	DOMBI-061230	50,00 €
				4000 K	DOMBI-061240	
			Black <input checked="" type="checkbox"/>	3000 K	DOMNE-061230	
				4000 K	DOMNE-061240	

IP65
 IK07
 70° x 140°
 ~15 h WORKING TIME
 ~5-6 h RECHARGE
 SMART BATTERY
 PIR SENSOR
 LIGHT SENSOR
 MONOCRYSTALLINE
 ABS
 PC

FOCUS



OPERATING MODE

MODE 1 - SENSOR MODE: BATTERY > 30%
 Al tramonto, ON al 10%, 100% al rilevamento del movimento, in modalità ridotta al 10% dopo 20 secondi.
 At sunset, ON at 10%, 100% at motion detection, in low mode at 10% after 20 seconds.

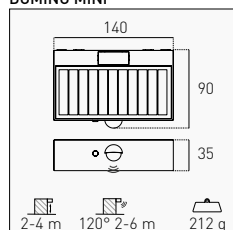
MODE 1 - SENSOR MODE: BATTERY < 30%
 Al tramonto, ON al 10%, 100% al rilevamento del movimento, OFF dopo 20 secondi.
 At sunset, ON at 10%, 100% at motion detection, OFF after 20 seconds.

MODE 2 - ALWAYS ON
 Al tramonto, ON al 50%, dopo 5 ore o se la carica della batteria scende sotto il 30% passa alla modalità sensore.
 At sunset, ON at 50%, after 5 hours or if the battery charge drops below 30% it switches to sensor mode.

SMART BATTERY

Gestione intelligente della batteria in base al livello di carica.
 Smart battery management based on charge level.

DOMINO MINI



REPLACEABLE BATTERY

3 W	350 lm	Li-Ion 3,7 V/DC 1.200 mAh	White <input type="checkbox"/>	3000 K	DOMBI-031230	29,00 €
				4000 K	DOMBI-031240	
			Black <input checked="" type="checkbox"/>	3000 K	DOMNE-031230	
				4000 K	DOMNE-031240	

IP65
 IK07
 70° + 120°
 ~12-16 h WORKING TIME
 ~4-6 h RECHARGE
 DOUBLE EMISSION
 PIR SENSOR
 LIGHT SENSOR
 MONOCRYSTALLINE
 ABS
 PC

OPERATING MODE

SENSOR MODE: A
 Dopo il tramonto, ON automatico al 100% al rilevamento del movimento, in modalità ridotta dopo 10 secondi in biemissione.
 After sunset, ON automatic 100% upon detection of movement, in low mode after 10 seconds in biemission.

SENSOR MODE: B
 Dopo il tramonto, ON automatico al 100% al rilevamento del movimento, in modalità ridotta dopo 10 secondi in emissione superiore.
 After sunset, ON automatic 100% on motion detection, in low mode after 10 seconds in upper emission.

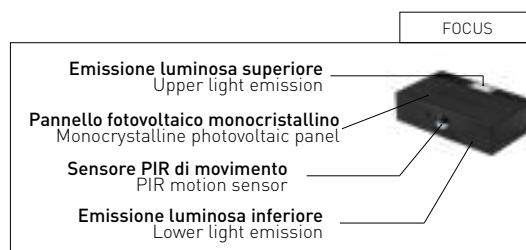
INSTALLATION



INSTALLAZIONE A PARETE PER UN EFFETTO DI LUCE BIDIREZIONALE
 WALL INSTALLATION FOR A BIDIRECTIONAL LIGHT EFFECT

Applique solare con pannello fotovoltaico, sensore crepuscolare e sensore PIR di movimento. Forma adatta ad installazioni pratiche e discrete. Doppia emissione luminosa per il modello 3 W, singola per il 6 W.

Solar wall light with photovoltaic panel, twilight sensor and PIR motion sensor. Nice shape for practical and discreet installations. Double light emission for the 3 W model, single for the 6 W.



OPTIONAL

RICAMBIO BATTERIA REPLACEMENT BATTERY

6 W	RBDOM	8,75 €
3 W	RBDOM-03 NEW	5,00 €



NEW

APPLIQUE SOLARE

ARCADIA MAX

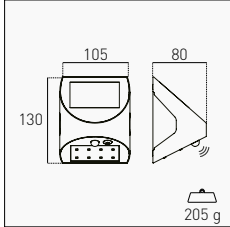
NEW

APPLIQUE SOLARE

ARCADIA MAX

IP65 - SENSOR

3 W



ACTIVATIONS BATTERY

3 W	300 lm	~120	Li-Ion 3,7 V/DC 1.200 mAh	White <input type="checkbox"/>	4000 K	ACMBI-031040 NEW	17,00 €
				Black <input checked="" type="checkbox"/>	4000 K	ACMNE-031040 NEW	

IP65 IK05 120° ~12-15 h RECHARGE

DOUBLE EMISSION PIR SENSOR LIGHT SENSOR MONOCRYSTALLINE ABS PC

OPERATING MODE

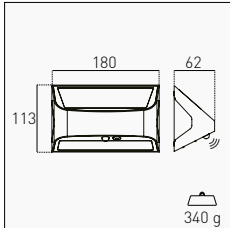
MODE 1 - DOUBLE LIGHT

Dopo il tramonto, la luce posteriore si attiva per tutta la notte e quella anteriore si accende per 30 secondi quando il sensore rileva un movimento.
After sunset, the rear light turns on all night and the front light turns on for 30 seconds when the sensor detects motion.

MODE 2 - FRONT LIGHT

Dopo il tramonto, la luce posteriore resta spenta e quella anteriore si attiva per 30 secondi quando il sensore rileva un movimento.
After sunset, the rear light stays off and the front light turns on for 30 seconds when the sensor detects motion.

6 W



ACTIVATIONS BATTERY

6 W	600 lm	~120	Li-Ion 3,7 V/DC 2.400 mAh	White <input type="checkbox"/>	4000 K	ACMBI-061840 NEW	26,50 €
				Black <input checked="" type="checkbox"/>	4000 K	ACMNE-061840 NEW	

IP65 IK05 120° ~12-15 h RECHARGE

DOUBLE EMISSION PIR SENSOR LIGHT SENSOR MONOCRYSTALLINE ABS PC

OPERATING MODE

MODE 1 - DOUBLE LIGHT

Dopo il tramonto, la luce posteriore si attiva per tutta la notte e quella anteriore si accende per 30 secondi quando il sensore rileva un movimento.
After sunset, the rear light turns on all night and the front light turns on for 30 seconds when the sensor detects motion.

MODE 2 - FRONT LIGHT


Dopo il tramonto, la luce posteriore resta spenta e quella anteriore si attiva per 30 secondi quando il sensore rileva un movimento.
After sunset, the rear light stays off and the front light turns on for 30 seconds when the sensor detects motion.

ACTIVATIONS



**NUMEROSE ACCENSIONI CON UNA SINGOLA RICARICA!
OGNI CICLO DI RICARICA PERMETTE NUMEROSE ATTIVAZIONI DEL SENSORE,
GARANTENDO UN'ILLUMINAZIONE AFFIDABILE E DUREVOLE.
NUMEROUS ACTIVATIONS WITH A SINGLE CHARGE!
EACH CHARGING CYCLE ALLOWS NUMEROUS IGNITIONS OF THE SENSOR,
ENSURING RELIABLE AND DURABLE LIGHTING.**

INSTALLATION



**INSTALLAZIONE A PARETE PER UN EFFETTO DI LUCE BIDIREZIONALE
WALL INSTALLATION FOR A BIDIRECTIONAL LIGHT EFFECT**

Applique solare a doppia emissione luminosa con pannello fotovoltaico integrato. Ottima soluzione per illuminare giardini, viali e cortili in modo sostenibile, a costo zero; ideale per zone non coperte da rete elettrica. Rapida installazione.

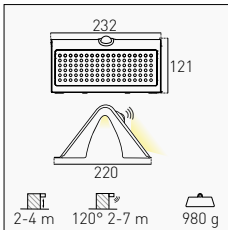
Solar wall light with double light emission with integrated photovoltaic panel. Excellent solution for lighting gardens, avenues and courtyards in a sustainable way, at zero cost; ideal for areas not covered by the mains power. Quick installation.

APPLIQUE SOLARE
ARCADIA

IP65



8 W



REPLACEABLE BATTERIES

8 W	850 lm	2 x Li-Ion 3,7 V/DC 2.000 mAh	4000 K	ACSB-681240	86,50 €						
IP65	IK07	120°	~12-16 h	~4-6 h	SMART BATTERY	DOUBLE EMISSION	PIR SENSOR	LIGHT SENSOR	MONOCRYSTALLINE	PBT	PC

OPERATING MODE

MODE 1 - SENSOR MODE: BATTERY > 30%

Dopo il tramonto, ON al 10%, 100% al rilevamento del movimento, in modalità stand by al 10% dopo 20 secondi in biemissione.
After sunset, ON at 10%, 100% upon motion detection, in stand-by mode at 10% after 20 seconds in double emission.

MODE 1 - SENSOR MODE: BATTERY < 30%

Dopo il tramonto, ON al 10%, 100% al rilevamento del movimento, in modalità stand by al 10% dopo 20 secondi in emissione posteriore.
After sunset, ON at 10%, 100% at motion detection, in stand by mode at 10% after 20 seconds in back emission.

MODE 2 - ALWAYS ON

Dopo il tramonto, ON al 50%, dopo 5 ore o se la carica della batteria scende sotto il 30% passa alla modalità sensore.
After sunset, ON at 50%, after 5 hours or if the battery charge drops below 30% it switches to sensor mode.



SMART BATTERY

Gestione intelligente della batteria in base al livello di carica, ottimizza l'efficienza energetica e le prestazioni.
Smart battery management based on charge level, optimizes energy efficiency and performance.

Applique solare a doppia emissione luminosa con pannello fotovoltaico integrato. Ottima soluzione per illuminare giardini, viali e cortili in modo sostenibile, a costo zero; ideale per zone non coperte da rete elettrica. Rapida installazione.

Solar wall light with double light emission with integrated photovoltaic panel. Excellent solution for lighting gardens, avenues and courtyards in a sustainable way, at zero cost; ideal for areas not covered by the mains power. Quick installation.

OPTIONAL

RICAMBIO BATTERIA REPLACEMENT BATTERY

8 W	RBACS-3268	7,50 €
-----	-------------------	--------

SEGNAPASSO SOLARE

STEP SOLAR

IP67



TECHNICAL INDOOR

INDOOR

INDUSTRIAL

TECHNICAL OUTDOOR

OUTDOOR

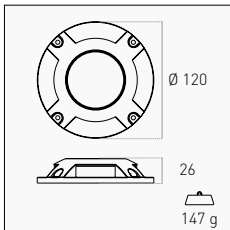
SOLAR

WORK

SORGENTI



REPLACEABLE BATTERY



0,04 W	5 lm	Ni-MH 1,2 V/DC 600 mAh (AAA)	3000 K	STEPS-041230	19,00 €
			4000 K	STEPS-041240	

- IP67
- IK07
- ~18-24 h
WORKING TIME
- ~6-8 h
RECHARGE
- DRIVEWAY
- WALKABLE
- LIGHT SENSOR
- MONOCRYSTALLINE
- ALUMINUM
- PC

Solida struttura in alluminio pressofuso che garantisce robustezza e resistenza nel tempo. Il diffusore opale in policarbonato offre una diffusione uniforme della luce, creando un'illuminazione omogenea e piacevole.

Solid die-cast aluminum structure that guarantees sturdiness and resistance over time. The opal polycarbonate diffuser offers a uniform diffusion of light, creating a homogeneous and pleasant lighting.

INSTALLATION



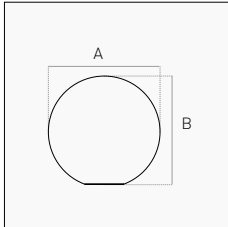
PERFETTO PER CENTRI STORICI, VIALI, GIARDINI E PARCHI, CON UN'INSTALLAZIONE RAPIDA. PERFECT FOR HISTORIC CENTRES, AVENUES, GARDENS AND PARKS, WITH QUICK INSTALLATION.



LAMPADA SOLARE
BOLLA

LAMPADA SOLARE BOLLA

RGB+W



	A mm	B mm	g
0,4 W	Ø 250	230	490
0,7 W	Ø 300	290	680
0,9 W	Ø 400	390	1370

0,4 W	3 lm	Li-Ion 3,7 V/DC 1.200 mAh	RGB + 3000 K	BLL-042500	67,00 €
0,7 W	4 lm	Li-Ion 3,7 V/DC 1.200 mAh	RGB + 3000 K	BLL-043000	80,00 €
0,9 W	7 lm	Li-Ion 3,7 V/DC 1.200 mAh	RGB + 3000 K	BLL-044000	112,00 €

IP44 360° ~48 h ~6-8 h
WORKING TIME RECHARGE

DIMMABLE LIGHT SENSOR MONOCRYSTALLINE PE RGB+W

TECHNICAL NOTES

NON È NECESSARIO SCAVARE TRACCE, PASSARE CAVI O REALIZZARE IMPIANTI ELETTRICI
IT IS NOT NECESSARY TO DIG TRACKS, RUN CABLES OR MAKE ELECTRICAL SYSTEMS



RICARICABILE TRAMITE PANNELLO FOTOVOLTAICO INTERNO O CON CAVO USB-C INCLUSO
RECHARGEABLE WITH INTERNAL PHOTOVOLTAIC PANEL OR WITH INCLUDED USB-C CABLE

INSTALLATION



ADATTA A OGNI AMBIENTE PER CREARE UN'ATMOSFERA ACCOGLIENTE E RILASSANTE.
SUITABLE FOR ANY AMBIENCE TO CREATE A WELCOMING AND RELAXING ATMOSPHERE.



SCEGLI TRA LA LUCE BIANCA CALDA E LE TONALITÀ DI COLORE PREFERITE.
CHOOSE BETWEEN WARM WHITE LIGHT AND YOUR FAVORITE COLOR TONES.

Si ricarica autonomamente grazie al pannello fotovoltaico interno oppure utilizzando il cavo USB-C incluso. Il picchetto ed il telecomando inclusi ne facilitano l'installazione nel terreno e la selezione del colore luce tra calda o multicolore.

It recharges on its own thanks to the built-in photovoltaic panel or by using the included USB-C cable. The spike and remote control included allow an easy installation in the ground and select light temperature between warm or multicolor.

INCLUDED



CAVO DI RICARICA USB-C
USB-C CHARGING CABLE



TELECOMANDO MULTIFUNZIONE
MULTIFUNCTION REMOTE CONTROL



PICCHETTO PER TERRENO
STAKE FOR GROUND INSTALLATION



SISTEMA MODULARE SOLARE
SUNNY

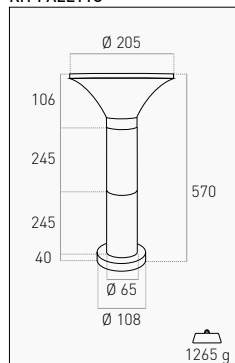
SISTEMA MODULARE SOLARE

SUNNY

IP65 - TRICOLOR



KIT PALETTA



2 W	160 lm	Li-Ion 4,2 V/DC 4.400 mAh	3000 K - 4000 K - 6000 K	SUN-056000	99,00 €
-----	--------	---------------------------	--------------------------	-------------------	---------

IP65	IK08	360°	~10 h	-5-8 h	3-in-1	LIGHT SENSOR	MONOCRYSTALLINE	ALUMINUM	PC DIFFUSER	CCT
			WORKING TIME	RECHARGE	INSTALLATION					TRICOLOR

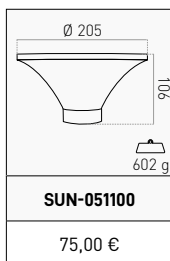
INCLUDED

SORGENTE LUMINOSA + 2 MODULI PALO + ANELLO FILETTATO DI FISSAGGIO
 LIGHT SOURCE + 2 POLE MODULES + THREADED FIXING RING

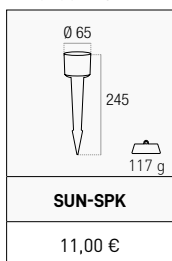
TECHNICAL NOTES

NON È NECESSARIO SCAVARE TRACCE, PASSARE CAVI O REALIZZARE IMPIANTI ELETTRICI
 IT IS NOT NECESSARY TO DIG TRACKS, RUN CABLES OR MAKE ELECTRICAL SYSTEMS

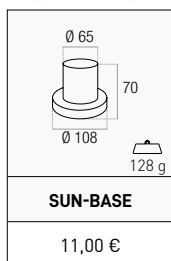
SORGENTE LUMINOSA
 LIGHT SOURCE



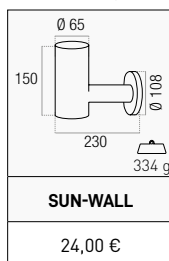
PICCHETTO PER TERRENO
 GROUND SPIKE



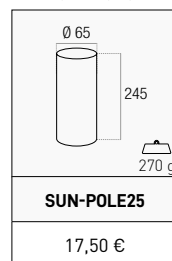
BASE PER SUPERFICIE
 SURFACE BASE




STAFFA DA PARETE
 WALL BRACKET



MODULO PALO
 POLE MODULE



3-IN-1 INSTALLATION

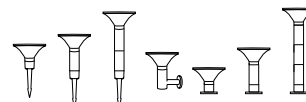


PALETTA, SEGNAPASSO O APPLIQUE
 GARDEN STAKE, STEP MARKER OR APPLIQUE

Sistema modulare solare costruito interamente in alluminio e con diffusore in PC. Accensione automatica al tramonto. Diverse modalità di installazione grazie agli accessori in alluminio opzionali.


Solar modular system built entirely in aluminum and with PC diffuser. Automatic switch-on at sunset. Different ways of installation thanks to the aluminum optional accessories.

INSTALLATION



POSSIBILI COMBINAZIONI
 POSSIBLE COMBINATIONS

TECHNICAL NOTES



REGOLAZIONE DEL COLORE LUCE TRAMITE PULSANTE
 LIGHT COLOR ADJUSTMENT BY BUTTON

LAMPIONE SOLARE ROTOSIMMETRICO

SUNNY XL



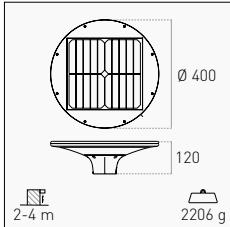
LAMPIONE SOLARE ROTOSIMMETRICO

SUNNY XL

IP65



REPLACEABLE BATTERY



15 W	2.000 lm	LiFePO4 6,4 V/DC 6.000 mAh	3000 K	SUNXL-204030	179,00 €
			4000 K	SUNXL-204040	

IP65
 IK07
 360°
 ~15 h WORKING TIME
 ~4-6 h RECHARGE
 Ø 50-60 mm POLE CONNECTION
 SMART BATTERY
 LIGHT SENSOR
 MONOCRYSTALLINE
 ALUMINUM
 PC DIFFUSER

OPERATING MODE

Al tramonto, ON al 100% per le prime 3 ore, al 70% per le successive 2 ore, infine al 50% fino ad esaurimento.
At sunset, ON at 100% for the first 3 hours, at 70% for the next 2 hours, then at 50% until battery runs out.

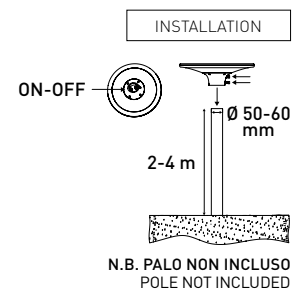

Con il sistema di gestione intelligente, SUNNY XL regolerà la luminosità in base alla capacità dinamica della batteria.
Thanks to an intelligent management system, SUNNY XL dynamically adjusts the brightness according to the battery capacity.

SMART BATTERY

Gestione intelligente della batteria in base al livello di carica, ottimizza l'efficienza energetica e le prestazioni.
Smart battery management based on charge level, optimizes energy efficiency and performance.

TECHNICAL NOTES

NON È NECESSARIO SCAVARE TRACCE, PASSARE CAVI O REALIZZARE IMPIANTI ELETTRICI
IT IS NOT NECESSARY TO DIG TRACKS, RUN CABLES OR MAKE ELECTRICAL SYSTEMS



Lampione solare rotosimmetrico ideale per l'illuminazione esterna. Dotato di sensore crepuscolare, gestione intelligente della batteria e diffusore in policarbonato, assicura un'illuminazione ottimale, efficiente ed ecologica.

Rotosymmetrical solar street light ideal for outdoor lighting. Equipped with a twilight sensor, intelligent battery management and polycarbonate diffuser, it ensures optimal, efficient and ecological lighting.

INSTALLABILE SU PALI DA Ø 50-60 MM PER UN'ILLUMINAZIONE EFFICIENTE ED ECOLOGICA
CAN BE INSTALLED ON Ø 50-60 MM POST FOR EFFICIENT AND ECOLOGICAL LIGHTING

OPTIONAL

RICAMBIO BATTERIA REPLACEMENT BATTERY

RBSUNXL-20	45,00 €
-------------------	---------

LAMPIONE SOLARE
LEVANTE



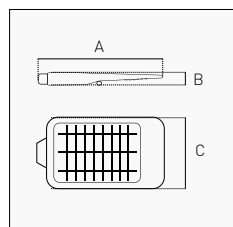
40 W



15 W

LAMPIONE SOLARE LEVANTE

IP65 - SENSOR



	A mm	B mm	C mm
15 W	413	58	232
40 W	710	74	287
	m	120°-m	g
15 W	3-5	5-8	1660
40 W	3-7	8-12	5130

REPLACEABLE BATTERY

WORKING TIME

15 W	1.600 lm	LiFePO4 7,4 V/DC 5.400 mAh	~8 h	4000 K	LVT-159540	120,00 €
40 W	4.800 lm	LiFePO4 9,6 V/DC 12.000 mAh	~12-16 h	4000 K	LVT-409540	360,00 €

IP65
 IK08
 140°
 RECHARGE
 Ø 40-60 mm POLE CONNECTION
 SMART BATTERY
 LIGHT SENSOR
 MONOCRYSTALLINE
 PIR SENSOR
 DIMMABLE (40 W)
 3-in-1
 3 YEARS (40 W)

OPERATING MODE

MODE 1

ON automatico al tramonto in modalità ridotta di intensità, OFF all'alba
Automatic ON at sunset in low intensity mode, OFF at sunrise

MODE 2 - BATTERY > 30%

ON automatico al tramonto, 100% al passaggio, in modalità ridotta dopo 20 secondi
Automatic ON at sunset, 100% at PIR detection, to low intensity mode after 20 seconds

MODE 2 - BATTERY < 30%

ON automatico al tramonto, 100% al passaggio, in modalità ridotta dopo 20 secondi, OFF dopo 5 minuti
Automatic ON at sunset, 100% at PIR detection, in low intensity after 20 seconds, OFF after 5 minutes

SMART BATTERY

Gestione intelligente della batteria in base al livello di carica, ottimizza l'efficienza energetica e le prestazioni.
Smart battery management based on charge level, optimizes energy efficiency and performance.



Lampione solare progettato per sfruttare al massimo l'energia del sole e generare una luce di alta qualità. Palo non incluso. Batteria sostituibile, accensione switch power.

Solar street lamp designed to make the most of the sun's energy and generate high quality light. Pole not included. Replaceable battery, switch power ignition.

INCLUDED

3-IN-1 INSTALLATION

STAFFA A U PER PALI DRITTI DA Ø40-60 MM
U-BRACKET FOR Ø40-60 MM STRAIGHT POLES

STAFFA CURVA PER PALI DA Ø40-50 MM
CURVED BRACKET FOR Ø40-50 MM POLES

STAFFA PER FISSAGGIO A MURO
WALL FIXING BRACKET

TELECOMANDO RF MULTIFUNZIONE (40 W)
MULTIFUNCTION RF REMOTE CONTROL (40 W)

OPTIONAL

RICAMBIO ATTACCO PALO SPARE POLE MOUNT

Ø 40-60 mm	ATPLVT	19,00 €
------------	---------------	---------

RICAMBIO BATTERIA REPLACEMENT BATTERY

15 W	RBLVT	45,00 €
40 W	RBLVT40	165,00 €

TECHNICAL INDOOR

INDOOR

INDUSTRIAL

TECHNICAL OUTDOOR

OUTDOOR

SOLAR

WORK

SORGENTI

CELESTY®



07



WORK

WORK
WORK

TECHNICAL INDOOR

INDOOR

INDUSTRIAL

TECHNICAL OUTDOOR

OUTDOOR

SOLAR

WORK

SORGENTI



IBRIDO

NEW REWORK HYBRID



CAVO

REWORK

REWORK TREPPEDI



BATTERIA

JOLLY



SUPPORTI

STAND

TRIPOD



NEW

PROIETTORE PORTATILE AD ALIMENTAZIONE IBRIDA

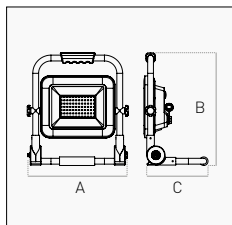
REWORK HYBRID

NEW

PROIETTORE PORTATILE AD ALIMENTAZIONE IBRIDA

REWORK HYBRID

IP65 - DUAL POWER HYBRID



	A mm	B mm	C mm	g
70 W	335	375	200	2169
100 W	395	430	260	3184

BATTERY SLOT	SOURCE	OUTPUT			
1	70 W	9.100 lm	7.000 lm	4000 K	RWH-7010040 NEW 145,00 €
2	100 W	13.000 lm	10.000 lm	4000 K	RWH-10010040 NEW 199,00 €

220-240 V IP65 IK07 120°

DUAL POWER HYBRID DIMMABLE 1,5 m - H07RN-F FROSTED GLASS DIE-CAST ALUMINUM 3 YEARS

OPERATING MODE



LUCE DIMMERABILE TRAMITE INTERRUTTORE A BILANCIERE
DIMMABLE LIGHT WITH POWER ROCKER SWITCH

INCLUDED



BOSCH® MAKITA® DEWALT® + MILWAUKEE®

ADATTATORI PER BATTERIE DA 18 V DELLE MIGLIORI MARCHE DI ELETTROUTENSILI, 1 PER TIPO PER IL 70 W E 2 PER IL 100 W
ADAPTERS FOR 18 V BATTERIES OF THE BEST BRANDS OF POWER TOOLS, 1 OF TYPE FOR 70 W AND 2 FOR 100 W

CAVO H07RN-F DA 1,5 M, PRESA IP65, SPINA SCHUKO PER L'ALIMENTAZIONE A 230 V
1.5M H07RN-F CABLE, IP65 SOCKET, SCHUKO PLUG FOR 230V POWER SUPPLY



REQUIRED

BATTERIE E CARICATORI NON INCLUSI, IL PROIETTORE NON RICARICA LE BATTERIE.
BATTERIES AND CHARGERS NOT INCLUDED, THE FLOODLIGHT DOES NOT CHARGE THE BATTERIES.

WORKING TIME

	70 W		100 W*	
	50%	100%	50%	100%
2 A	60 min	30 min	40 min	20 min
4 A	120 min	60 min	80 min	40 min
6 A	180 min	90 min	120 min	60 min
8 A	240 min	120 min	160 min	80 min

*Il modello da 100 W è dotato di 2 slot per batterie. I tempi indicati si riferiscono all'uso di una singola batteria.
The 100 W model features 2 battery slots. The indicated times refer to the use of a single battery.

I marchi Bosch®, Milwaukee®, Makita® e DeWalt® non sono di proprietà di Century Italia S.R.L. e il prodotto non è né fabbricato, né sponsorizzato, né approvato dai suddetti marchi, che sono di proprietà esclusiva delle rispettive aziende. The Bosch®, Milwaukee®, Makita® and DeWalt® trademarks are not the property of Century Italia S.R.L. and the product is neither manufactured nor sponsored nor endorsed by these trademarks, which are the exclusive property of their respective companies.

FOCUS



Proiettore innovativo che trasforma il modo di lavorare grazie alla sua versatilità e potenza. Funziona sia con alimentazione a 230 V che con batterie ricaricabili da 18 V. Rework Hybrid garantisce illuminazione costante e affidabile ovunque serva.

Innovative and versatile work light that transforms the way you work thanks to its versatility and power. It works with both 230 V power and 18 V rechargeable batteries. Rework Hybrid guarantees constant and reliable lighting wherever it is needed.

PROIETTORE PORTATILE

REWORK

IP65



PROIETTORE CON MANICO FLOODLIGHT WITH HANDLE

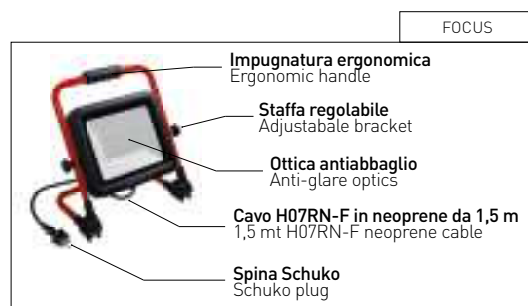
	A mm	B mm	C mm	g
30 W	250	250	180	1300
50 W	292	280	180	1556
70 W	340	370	190	2108
100 W	400	430	250	2960
150 W	400	430	250	3080
200 W	445	475	250	4168

Power (W)	Lumen (lm)	Color Temp (K)	Model	Price (€)
30 W	2.530 lm	4000 K	RW-308540	47,50 €
50 W	4.425 lm	4000 K	RW-508540	57,50 €
70 W	5.990 lm	4000 K	RW-708540	72,50 €
100 W	8.350 lm	4000 K	RW-1008540	92,50 €
150 W	12.800 lm	4000 K	RW-1508540	112,00 €
200 W	17.000 lm	4000 K	RW-2008540	151,00 €

220-240 V IP65 IK05 115° 1,5 m - H07RN-F DIE-CAST ALUMINUM

Proiettore portatile alimentato da rete elettrica. Base in metallo e corpo in alluminio pressofuso con vernice epossidica.

Mains powered portable floodlight. Metal base and die-cast aluminum body with epoxy paint.



2 PROIETTORI CON TREPPIEDI
2 FLOODLIGHTS WITH TRIPOD

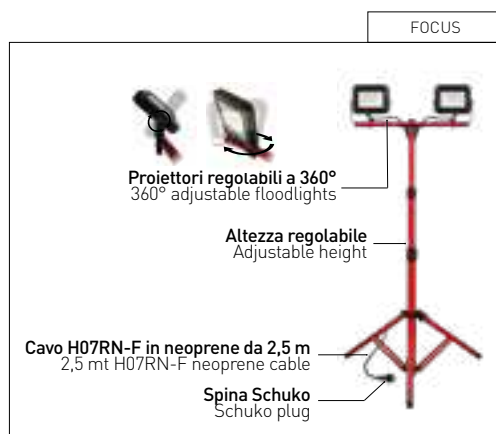
	A mm	B1-B2 mm	g	C mm	D mm	E mm	g
2x30W	527	770-1600	3560	176	159	33	580
2x50W	568	810-1640	4240	218	203	35	920

SOURCE	OUTPUT	Model	Price (€)		
2 x 30 W	2 x 3.050 lm	2 x 2.530 lm	4000 K	RWT2-608540	92,00 €
2 x 50 W	2 x 5.200 lm	2 x 4.425 lm	4000 K	RWT2-1008540	117,00 €

220-240 V IP65 IK05 115° ADJUSTABLE 2,5 m - H07RN-F DIE-CAST ALUMINUM

Treppiedi in metallo con 2 proiettori in alluminio. Altezza regolabile. Proiettori ruotabili 360°.

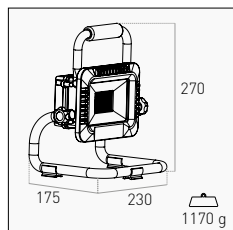
Metal tripod with 2 aluminum floodlights. Adjustable height. 360° rotatable floodlights.



PROIETTORE PORTATILE - RICARICABILE

JOLLY

IP54 - RECHARGEABLE

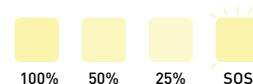


RECHARGEABLE BATTERY

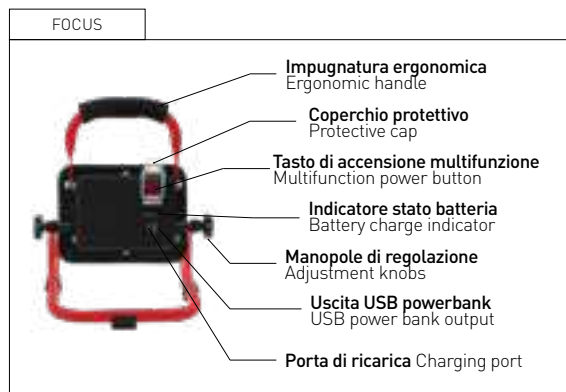
30 W	2.550 lm	Li-Ion 3,7 V/DC 8.800 mAh	4000 K	JL-308540	93,00 €
50 W	4.250 lm	Li-Ion 11,1 V/DC 4.400 mAh	4000 K	JL-508540	149,00 €

IP54 IK05 120° ~12 h ~6 h POWERBANK RECHARGEABLE 4 MODES DIE-CAST ALUMINUM
 WORKING TIME RECHARGE

OPERATING MODE



INCLUDED



30 W
ADATTATORE DA PARETE E CAVO MICRO USB
WALL ADAPTER AND MICRO USB CABLE



50 W
ALIMENTATORE DOMESTICO 230 V/AC
230 V / AC DOMESTIC POWER SUPPLY



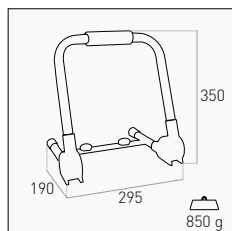
Proiettore LED ricaricabile ad alta potenza. 4 modalità di funzionamento. Autonomia fino a 12h. Controllo livello batteria tramite LED sul retro.

High power rechargeable LED floodlight. 4 operating modes. Working time up to 12h. LED battery level control on the back.

FLOODLIGHTS SUPPORTS

SUPPORTI PER PROIETTORI

STAND



STAND50 27,50 €

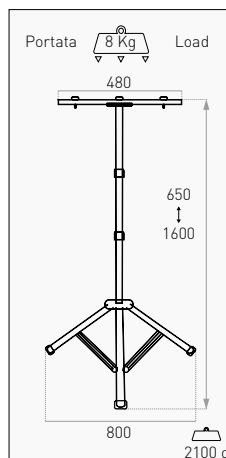


METAL

Supporto da terra orientabile. Struttura in metallo con impugnatura ergonomica. Installazione facile e veloce.

Adjustable ground support. Metal structure with ergonomic handle. Quick and easy installation.

TREPIEDI TRIPOD



TRIPOD160 37,50 €



ADJUSTABLE METAL

Treppiedi in metallo ad elevata stabilità. Predisposto per 2 faretti.

High stability metal tripod. Prepared for 2 spotlights.

CELESTURX[®]

SOURCES
SOURCES
SOURCES



08



SORGENTI
 SORGENTI
 SORGENTI

TECHNICAL INDOOR

INDOOR

INDUSTRIAL

TECHNICAL OUTDOOR

OUTDOOR

SOLAR

WORK

SORGENTI

 **FILAMENTO**

INCANTO WHITE
 INCANTO +
NEW INCANTO
 INCANTO DIMMERABILE
 INCANTO SILVER DOME
 INCANTO EPOCA

 **CLASSICHE**
 HARMONY

 **SPOT**

LEXAR
 MAXILED
 MULTILED
 DICRO SHOP 95
 DICRO SHOP 90

 **SPECIALI**

PIXY
 PIXYFULL DIMMERABILE
NEW TRE-D
NEW ARIA BT
NEW SENSOR
 CIRCOLINA
 VOTIVA
 LAMPADA FRIGO
 LAMPADA FORNO

 **PROFESSIONALI**

CITY LAMP
 SUPERLED
 SERIE LIGHT
 PAR56
 PL-COVER
 GXLED

FILAMENTO LED BIANCO

INCANTO WHITE

INVISIBLE FILAMENT



Ø 45 x 80 mm - 13 g



Ø 45 x 80 mm - 19 g



Ø 35 x 98 mm - 13 g



Ø 60 x 108 mm - 33 g



Ø 64 x 140 mm - 43 g



8 W - Ø 95 x 140 mm - 50 g
11,5 W - Ø 125 x 170 mm - 88 g

Sfera E14	4 W = 40 W	470 lm	2700 K	INH1GW-451427	4,00 €
			4000 K	INH1GW-451440	

E 220-240 V IP20 330°



Sfera E27	4 W = 40 W	470 lm	2700 K	INH1GW-452727	4,00 €
			4000 K	INH1GW-452740	

E 220-240 V IP20 330°



Candela E14	4 W = 40 W	470 lm	2700 K	INM1W-451427	4,00 €
			4000 K	INM1W-451440	

E 220-240 V IP20 330°



Goccia E27	7 W = 60 W	806 lm	2700 K	ING3W-752727	5,00 €
			4000 K	ING3W-752740	
	8 W = 75 W	1.055 lm	2700 K	ING3W-092727	6,50 €
			4000 K	ING3W-092740	

E 220-240 V IP20 330°



Edison E27	7 W = 60 W	806 lm	2700 K	INPW-752727	6,20 €
			4000 K	INPW-752740	

E 220-240 V IP20 330°



Globo E27	9 W = 75 W	1.055 lm	2700 K	ING95W-092727	7,80 €
			4000 K	ING95W-092740	
	11,5 W = 100 W	1.521 lm	2700 K	ING125W-142727	11,20 €
			4000 K	ING125W-142740	

E 220-240 V IP20 330°



L'innovativo filamento bianco si distingue dal tradizionale filamento giallo poiché si integra armoniosamente nell'arredamento grazie alla sua estetica total white.
The innovative white filament differs from traditional yellow filament as it blends harmoniously into the ambience thanks to its total white look.

FILAMENTO LED

INCANTO +

E27 - SUPER EFFICIENT 210 lm/W



Ø60 x 105 mm - 35 g

Goccia E27	2,2 W = 40 W	470 lm	3000 K	ING3A-022730	11,20 €
			4000 K	ING3A-022740	
	3,8 W = 60 W	806 lm	3000 K	ING3A-042730	13,70 €
			4000 K	ING3A-042740	
	5 W = 75 W	1.060 lm	3000 K	ING3A-052730	15,00 €
			4000 K	ING3A-052740	

220-240 V IP20 330°

210 50.000 h
lm/W

TECHNICAL NOTES

50% DI RISPARMIO ENERGETICO RISPETTO ALLE ALTRE LAMPADIE A FILAMENTO LED
50% ENERGY SAVING COMPARED TO OTHER FILAMENT LED LAMPS

TECHNICAL INDOOR

INDOOR

INDUSTRIAL

TECHNICAL OUTDOOR

OUTDOOR

SOLAR

WORK

SORGENTI

NEW

FILAMENTO LED

INCANTO

E27



CLEAR



SATEN

8 W - Ø 95 x 140 mm - 50 g
11 - 16 W - Ø 125 x 170 mm - 100 g
22 W - Ø 125 x 170 mm - 95 g

Globo E27	8 W = 75 W	1.055 lm	Clear	2700 K	ING95-082727	8,50 €
				4000 K	ING95-082740	
			Saten	3000 K	INSG95-082730	9,00 €
				4000 K	INSG95-082740	
	6500 K	INSG95-082760				
	11 W = 100 W	1.521 lm	Clear	2700 K	ING125-122727	12,50 €
				4000 K	ING125-122740	
			Saten	3000 K	INSG125-122730	13,50 €
				4000 K	INSG125-122740	
	6500 K	INSG125-122760				
	16 W = 140 W	2.300 lm	Clear	2700 K	ING125-162727	17,00 €
				4000 K	ING125-162740	
Saten			3000 K	INSG125-162730	18,00 €	
			4000 K	INSG125-162740		
6500 K	INSG125-162760					
22 W = 200 W	3.100 lm	Saten	3000 K	INSG125-222730 NEW	23,00 €	
			4000 K	INSG125-222740 NEW		
	6500 K	INSG125-222760 NEW				
	3.452 lm	Clear	2700 K	ING125-222727 NEW	22,00 €	
4000 K			ING125-222740 NEW			

220-240 V IP20 330°

E14 / E27



CLEAR SATEN

4/7/8/11 W - Ø 60 x 108 mm - 33 g
16 W - Ø 75 x 140 mm - 55 g

Goccia
E27

4 W = 40 W	470 lm	Clear	2700 K	ING3-042727	3,60 €
			4000 K	ING3-042740	
7 W = 60 W	806 lm	Saten	3000 K	INSG3-042730	3,80 €
			4000 K	INSG3-042740	
			6500 K	INSG3-042760	
7 W = 60 W	806 lm	Clear	2700 K	ING3-082727	4,20 €
			4000 K	ING3-082740	
8 W = 75 W	1.055 lm	Saten	3000 K	INSG3-082730	4,30 €
			4000 K	INSG3-082740	
			6500 K	INSG3-082760	
8 W = 75 W	1.055 lm	Clear	2700 K	ING3P-082727	5,00 €
			4000 K	ING3P-082740	
11 W = 100 W	1.521 lm	Saten	3000 K	INSG3P-082730	5,00 €
			4000 K	INSG3P-082740	
			6500 K	INSG3P-082760	
11 W = 100 W	1.521 lm	Clear	2700 K	ING3-122727	6,50 €
			4000 K	ING3-122740	
16 W = 140 W	2.300 lm	Saten	3000 K	INSG3-122730	6,70 €
			4000 K	INSG3-122740	
			6500 K	INSG3-122760	
16 W = 140 W	2.300 lm	Clear	2700 K	ING3-162727	13,50 €
			4000 K	ING3-162740	
16 W = 140 W	2.300 lm	Saten	3000 K	INSG3-162730	13,50 €
			4000 K	INSG3-162740	
			6500 K	INSG3-162760	



CLEAR SATEN

Ø 45 x 80 mm - 13 g

Sfera
E14

2 W = 25 W	250 lm	Clear	2700 K	INH1G-021427	2,90 €
4 W = 40 W	470 lm	Clear	2700 K	INH1G-041427	3,40 €
			4000 K	INH1G-041440	
4 W = 40 W	470 lm	Saten	3000 K	INSH1G-041430	3,40 €
			4000 K	INSH1G-041440	
			6500 K	INSH1G-041460	
6 W = 60 W	806 lm	Clear	2700 K	INH1G-061427	4,20 €
			4000 K	INH1G-061440	
6 W = 60 W	806 lm	Saten	3000 K	INSH1G-061430	4,30 €
			4000 K	INSH1G-061440	
			6500 K	INSH1G-061460	



CLEAR SATEN

Ø45 x 80 mm - 19 g

Sfera
E27

2 W = 25 W	250 lm	Clear	2700 K	INH1G-022727	2,90 €
4 W = 40 W	470 lm	Clear	2700 K	INH1G-042727	3,40 €
			4000 K	INH1G-042740	
4 W = 40 W	470 lm	Saten	3000 K	INSH1G-042730	3,40 €
			4000 K	INSH1G-042740	
			6500 K	INSH1G-042760	
6 W = 60 W	806 lm	Clear	2700 K	INH1G-062727	4,20 €
			4000 K	INH1G-062740	
6 W = 60 W	806 lm	Saten	3000 K	INSH1G-062730	4,30 €
			4000 K	INSH1G-062740	
			6500 K	INSH1G-062760	

11-16 W 220-240 V IP20 330°

FILAMENTO LED

INCANTO

E14 / E27



E14 CLEAR E27 SATEN

4 W - Ø 25 x 85 mm - 12 g
7 W - Ø 30 x 102 mm - 17 g
9 W - Ø 30 x 98 mm - 23 g

Tubolare E14	4 W = 40 W	470 lm	Clear	2700 K	INTB-041427	3,70 €	
				4000 K	INTB-041440		
	7 W = 75 W	1.110 lm	Clear	2700 K	INTB-071427	5,50 €	
				4000 K	INTB-071440		
			Saten	3000 K	INSTB-071430	5,50 €	
				4000 K	INSTB-071440		
6500 K	INSTB-071460						
Tubolare E27	9 W = 85 W	1.200 lm	Clear	2700 K	INTB-092727	7,50 €	
				4000 K	INTB-092740		
	Saten		3000 K	INSTB-092730	7,50 €		
				4000 K		INSTB-092740	
			6500 K	INSTB-092760			
			Candela E14	2 W = 25 W	250 lm	Clear	2700 K
4000 K	INM1-041440						
4 W = 40 W	470 lm	Clear		2700 K	INM1-041427	3,40 €	
				4000 K	INM1-041440		
		Saten		3000 K	INSM1-041430	3,40 €	
				4000 K	INSM1-041440		
6500 K	INSM1-041460						
Candela E14	6 W = 60 W	806 lm	Clear	2700 K	INM1-061427	4,20 €	
				4000 K	INM1-061440		
	Saten		3000 K	INSM1-061430	4,30 €		
				4000 K		INSM1-061440	
			6500 K	INSM1-061460			
			Tortiglione E14	4 W = 40 W	470 lm	Clear	2700 K
4000 K	INTOR-041440						
Saten		3000 K		INSTOR-041430	3,40 €		
				4000 K		INSTOR-041440	
		6500 K		INSTOR-041460			
		Tortiglione E14		6 W = 60 W	806 lm	Clear	2700 K
4000 K	INTOR-061440						
Saten			3000 K	INSTOR-061430	4,30 €		
				4000 K		INSTOR-061440	
			6500 K	INSTOR-061460			
			Colpo di Vento E14	2 W = 25 W	250 lm	Clear	2700 K
4000 K	INMIC-041440						
4 W = 40 W	470 lm	Clear		2700 K	INMIC-041427	3,40 €	
				4000 K	INMIC-041440		
		Saten			3000 K	INSM1C-041430	3,40 €
					4000 K	INSM1C-041440	
6500 K	INSM1C-041460						



CLEAR SATEN

Ø35 x 98 mm - 13 g



CLEAR SATEN

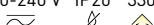
Ø35 x 98 mm - 13 g



CLEAR SATEN

Ø35 x 118 mm - 13 g

7W E 220-240 V IP20 330°



TECHNICAL INDOOR

INDOOR

INDUSTRIAL

TECHNICAL OUTDOOR

OUTDOOR

SOLAR

WORK

SORGENTI

FILAMENTO LED

INCANTO DIMMERABILE

E27 / E14 - DIMMABLE

TECHNICAL NOTES



DIMMERABILI CON SISTEMI A TAGLIO DI FASE
DIMMABLE WITH TRAILING-EDGE SYSTEMS



CLEAR **SATEN**
Ø 60 x 108 mm - 33 g

Goccia E27	11 W = 100 W	1.450 lm	Clear	2700 K	INDG3-112727	10,00 €
				4000 K	INDG3-112740	
			Saten	3000 K	INSDG3-112730	11,00 €
				4000 K	INSDG3-112740	

RE 220-240 V IP20 330°



CLEAR **SATEN**
Ø45 x 80 mm - 15 g

Sfera E14	6 W = 60 W	806 lm	Clear	2700 K	INDH1G-061427	5,80 €
				4000 K	INDH1G-061440	
			Saten	3000 K	INSDH1G-061430	6,70 €
				4000 K	INSDH1G-061440	

RE 220-240 V IP20 330°



CLEAR **SATEN**
Ø35 x 98 mm - 13 g

Candela E14	6 W = 60 W	806 lm	Clear	2700 K	INDM1-061427	5,80 €
				4000 K	INDM1-061440	
			Saten	3000 K	INSDM1-061430	6,70 €
				4000 K	INSDM1-061440	

RE 220-240 V IP20 330°



FILAMENTO LED

INCANTO SILVER DOME

E27 / E14 - DIMMABLE

TECHNICAL NOTES



DIMMERABILI CON SISTEMI A TAGLIO DI FASE
DIMMABLE WITH TRAILING-EDGE SYSTEMS



CLEAR
Ø 60 x 108 mm - 33 g

Goccia E27	8 W = 60 W	900 lm	Dimm.	2700 K	ING3SD-082727	7,90 €
	11 W = 100 W	1.350 lm	No Dimm.	2700 K	ING3S-112727	9,80 €

RE 220-240 V IP20 330°



CLEAR
Ø45 x 80 mm - 15 g

Sfera E14	6 W = 60 W	680 lm	Dimm.	2700 K	INH1GSD-061427	7,50 €
-----------	------------	--------	-------	--------	-----------------------	--------

RE 220-240 V IP20 330°



FILAMENTO LED

INCANTO EPOCA

E14 / E27 - AMBER - DIMMABLE

TECHNICAL NOTES



DIMMERABILI CON SISTEMI A TAGLIO DI FASE
DIMMABLE WITH TRAILING-EDGE SYSTEMS



Ø 125 x 170 mm - 100 g

Globo E27	8 W = 60 W	806 lm	No Dimm	2200 K	INVG125-082722	17,00 €
	11 W = 85 W	1.350 lm	Dimm.	2200 K	INVG125D-122722	19,90 €

11 W 220-240 V IP20 330°

AMBER FINISH DIMMABLE (11 W)



Ø 64 x 140 mm - 40 g

Edison E27	8 W = 60 W	806 lm	No Dimm	2200 K	INVP-082722	7,50 €
	11 W = 85 W	1.350 lm	Dimm.	2200 K	INVPD-122722	11,00 €

11 W 220-240 V IP20 330°

AMBER FINISH DIMMABLE (11 W)



Ø 35 x 98 mm - 14 g

Candela E14	4 W = 30 W	400 lm	No Dimm	2200 K	INVM1-041422	5,50 €
			Dimm.	2200 K	INVM1D-041422	6,70 €

220-240 V IP20 330°

AMBER FINISH DIMMABLE



Ø 60 x 106 mm - 33 g

Goccia E27	8 W = 60 W	806 lm	No Dimm	2200 K	INVG3-082722	6,70 €
---------------	------------	--------	---------	--------	---------------------	--------

220-240 V IP20 330°

AMBER FINISH



Ø 35 x 98 mm - 14 g

Tortiglione E14	4 W = 30 W	400 lm	No Dimm	2200 K	INVTOR-041422	5,50 €
--------------------	------------	--------	---------	--------	----------------------	--------

220-240 V IP20 330°

AMBER FINISH



Ø 37 x 118 mm - 14 g

Colpo di vento E14	4 W = 30 W	400 lm	No Dimm	2200 K	INVM1C-041422	5,50 €
-----------------------	------------	--------	---------	--------	----------------------	--------

220-240 V IP20 330°

AMBER FINISH

TECHNICAL INDOOR

INDOOR

INDUSTRIAL

TECHNICAL OUTDOOR

OUTDOOR

SOLAR

WORK

SORGENTI

CLASSICHE

HARMONY

E27 - DIMMABLE

TECHNICAL NOTES



DIMMERABILE CON SISTEMI A TAGLIO DI FASE
DIMMABLE WITH TRAILING-EDGE SYSTEMS



15 W - Ø 95 x 143 mm - 78 g
20 W - Ø 120 x 163 mm - 143g
24 W - Ø 120 x 158 mm - 173 g
24 W Dimm - Ø 120 x 173 mm - 150 g

Globo E27	15 W = 90 W	1.500 lm	No Dimm.	3000 K	HR80G95-152730	9,50 €
				4000 K	HR80G95-152740	
				6500 K	HR80G95-152760	
	20 W = 120 W	2.100 lm	No Dimm.	3000 K	HR80G120-202730	12,50 €
				4000 K	HR80G120-202740	
				6500 K	HR80G120-202760	
	24 W = 150 W	2.500 lm	No Dimm.	3000 K	HR80G120-242730	14,50 €
				4000 K	HR80G120-242740	
				6500 K	HR80G120-242760	
			Dimm.	3000 K	HRDG125-242730	17,00 €
				4000 K	HRDG125-242740	
				6500 K	HRDG125-242760	

220-240 V IP20 220°

DIMMABLE (HRDG125)



9-11 W - Ø 60 x 108 mm - 30 g
15 W - Ø 60 x 123 mm - 40g
18 W - Ø 65 x 120 mm - 90 g
20 W - Ø 65 x 133 mm - 65 g

Goccia E27	9 W = 60 W	820 lm	No Dimm.	3000 K	HR80G3-092730	2,50 €
				4000 K	HR80G3-092740	
				6500 K	HR80G3-092764	
	11 W = 75 W	1.055 lm	No Dimm.	3000 K	HR80G3-112730	3,00 €
				4000 K	HR80G3-112740	
				6500 K	HR80G3-112764	
	15 W = 100 W	1.521 lm	No Dimm.	3000 K	HR80G3-152730	4,50 €
				4000 K	HR80G3-152740	
				6500 K	HR80G3-152764	
	18 W = 120 W	1.850 lm	No Dimm.	3000 K	HR80G3-172730	5,50 €
				4000 K	HR80G3-172740	
				6500 K	HR80G3-172764	
	20 W = 150 W	2.450 lm	No Dimm.	3000 K	HR80G3-202730	8,50 €
				4000 K	HR80G3-202740	
				6500 K	HR80G3-202765	
Dimm.			3000 K	HR80G3D-202730	12,00 €	
			4000 K	HR80G3D-202740		
			6500 K	HR80G3D-202765		

20 W 220-240 V IP20 200° 180°

DIMMABLE (HR80G3D) YEARS (20 W) 3

CLASSICHE

HARMONY

E14 / E27



4 W - 6 W - Ø 45 x 80 mm - 23 g
8 W - Ø 45 x 80 mm - 33 g

Sfera
E14

4 W = 30 W	350 lm	△ 200°	3000 K	HR80H1G-041430	2,00 €	
			4000 K	HR80H1G-041440		
			6500 K	HR80H1G-041464		
	6 W = 40 W	490 lm	△ 200°	3000 K	HR80H1G-061430	2,40 €
				4000 K	HR80H1G-061440	
				6500 K	HR80H1G-061465	
8 W = 60 W	806 lm	△ 180°	3000 K	HR80H1G-081430	3,10 €	
			4000 K	HR80H1G-081440		
			6500 K	HR80H1G-081465		



4 W - 6 W - Ø 45 x 80 mm - 23 g
8 W - Ø 45 x 80 mm - 33 g

Sfera
E27

4 W = 30 W	350 lm	△ 200°	3000 K	HR80H1G-042730	2,00 €	
			4000 K	HR80H1G-042740		
			6500 K	HR80H1G-042764		
	6 W = 40 W	490 lm	△ 200°	3000 K	HR80H1G-062730	2,40 €
				4000 K	HR80H1G-062740	
				6500 K	HR80H1G-062765	
8 W = 60 W	806 lm	△ 180°	3000 K	HR80H1G-082730	3,10 €	
			4000 K	HR80H1G-082740		
			6500 K	HR80H1G-082765		



4 W - 6 W - Ø 37 x 100 mm - 20 g
8 W - Ø 37 x 106 mm - 30 g

Candela
E14

4 W = 30 W	350 lm	△ 220°	3000 K	HR80M1-041430	2,00 €	
			4000 K	HR80M1-041440		
			6500 K	HR80M1-041464		
	6 W = 40 W	490 lm	△ 220°	3000 K	HR80M1-061430	2,40 €
				4000 K	HR80M1-061440	
				6500 K	HR80M1-061465	
8 W = 60 W	806 lm	△ 220°	3000 K	HR80M1-081430	3,10 €	
			4000 K	HR80M1-081440		
			6500 K	HR80M1-081465		



Ø 37 x 124 mm - 23 g

Colpo di Vento
E14

6 W = 40 W	490 lm	△ 220°	3000 K	HR80M1C-061430	2,40 €
			4000 K	HR80M1C-061440	
			6500 K	HR80M1C-061465	

220-240 V IP20
6 W

TECHNICAL INDOOR

INDOOR

INDUSTRIAL

TECHNICAL OUTDOOR

OUTDOOR

SOLAR

WORK

SORGENTI

SPOT

LEXAR

GU10



Ø 50 x 54 mm - 31 g

GU10
35°

	5 W = 40 W	OUTPUT 360°	OUTPUT 90°			4,20 €
		450 lm	380 lm	3000 K	LX38-061030	
GU10 35°	6,5 W = 50 W	550 lm	500 lm	4000 K	LX38-061040	4,70 €
				6500 K	LX38-061060	
				3000 K	LX38-081030	
GU10 105°	6,5 W = 50 W	550 lm	500 lm	4000 K	LX38-081040	4,70 €
				6500 K	LX38-081060	
				3000 K	LX110-061030	
GU10 105°	9 W = 80 W	1.000 lm	750 lm	4000 K	LX110-061040	6,20 €
				6500 K	LX110-061060	
				3000 K	LX110-081030	
GU10 110°	6,5 W = 50 W	550 lm	500 lm	4000 K	LX110-081040	4,70 €
				6500 K	LX110-081060	
				3000 K	LX110-091030	
GU10 110°	9 W = 80 W	1.000 lm	750 lm	4000 K	LX110-091040	6,20 €
				6500 K	LX110-091060	
				3000 K	LX110-091030	

220-240 V IP20



Ø 50 x 55 mm - 25 g

GU10
110°



Ø 50 x 46 mm - 26 g

GU5.3
60°

	5 W = 40 W	OUTPUT 360°	OUTPUT 120°			6,20 €
		400 lm	350 lm	3000 K	LX60-065330	
GU5.3 60°	6,5 W = 50 W	500 lm	450 lm	4000 K	LX60-065340	6,90 €
				6500 K	LX60-065360	
				3000 K	LX60-085330	
GU5.3 60°	6,5 W = 50 W	500 lm	450 lm	4000 K	LX60-085340	6,90 €
				6500 K	LX60-085360	
				3000 K	LX60-085330	

12 V IP20

TECHNICAL NOTES

ALIMENTAZIONE CON TRASFORMATORI ELETTROMAGNETICI E NON ELETTRONICI
POWER SUPPLY WITH ELECTROMAGNETIC AND NON-ELECTRONIC TRANSFORMERS

SPOT

MAXILED

12 V AC/DC



Ø 35 x 40 mm - 15 g

MR11
36°

	2,3 W = 20 W	OUTPUT 360°	OUTPUT 90°			9,00 €
		235 lm	200 lm	3000 K	K12XLED-300430	
MR11 36°	2,3 W = 20 W	235 lm	200 lm	4000 K	K12XLED-300440	9,00 €
				3000 K	K12XLED-300430	

12 V IP20

TECHNICAL NOTES

ALIMENTAZIONE CON TRASFORMATORI ELETTROMAGNETICI E NON ELETTRONICI
POWER SUPPLY WITH ELECTROMAGNETIC AND NON-ELECTRONIC TRANSFORMERS

SPOT

MULTILED

GU10



Ø50 x 55 mm - 25 g

GU10 110°	7 W = 50 W	600 lm	3000 K	K2T7LED-071030	3,20 €
			4000 K	K2T7LED-071040	
			6500 K	K2T7LED-071060	

220-240 V IP20

SPOT

DICRO SHOP 95

GU10 - CRI 95 - DIMMABLE



Ø50 x 54 mm - 25 g

		OUTPUT 360°	OUTPUT 90°			
GU10 35°	6 W = 40 W	350 lm	315 lm	3000 K	DSD-063830	8,50 €
				4000 K	DSD-063840	
				6500 K	DSD-063860	

220-240 V IP20

95 CRI DIMMABLE

TECHNICAL NOTES

DIMMERABILE CON SISTEMI A TAGLIO DI FASE
DIMMABLE WITH TRAILING-EDGE SYSTEMS

SPOT

DICRO SHOP 90

GU10 - 12° - R9>50 - CRI 90 - DIMMABLE



Ø50 x 56 mm - 72 g

		OUTPUT 360°	OUTPUT 90°			
GU10 12°	6,5 W = 50 W	550 lm	500 lm	3000 K	DSD-061230	20,00 €
				4000 K	DSD-061240	
				6500 K	DSD-061260	

220-240 V IP20

HIGH DISSIPATION ALUMINUM DIMMABLE R9>50 90 CRI 3 YEARS

TECHNICAL NOTES

DIMMERABILE CON SISTEMI A TAGLIO DI FASE
DIMMABLE WITH TRAILING-EDGE SYSTEMS

R9>50 - RENDE I COLORI ROSSI FORTI E BRILLANTI
R9>50 - MAKES RED COLORS STRONG AND BRIGHT

OTTICA STUDIATA PER UN'ELEVATA CONCENTRAZIONE DEL FASCIO LUMINOSO
OPTICS DESIGNED FOR A HIGH CONCENTRATION OF THE LIGHT BEAM




SPECIALI

PIXY G4

G4 - 12 V AC/DC

TECHNICAL NOTES

ALIMENTAZIONE CON TRASFORMATORI ELETTROMAGNETICI E NON ELETTRONICI
POWER SUPPLY WITH ELECTROMAGNETIC AND NON-ELECTRONIC TRANSFORMERS

COB Υ G4 $\triangle 300^\circ$	2 W = 20 W	200 lm	3000 K	PIXYCOB-020430	5,00 €
			4000 K	PIXYCOB-020440	
			6500 K	PIXYCOB-020464	
PLATE Υ G4 $\triangle 180^\circ$	1,8 W = 20 W	170 lm	3000 K	PIXYPLT-020430	5,00 €
Υ G4 $\triangle 300^\circ$	3 W = 30 W	300 lm	3000 K	PIXYFULL-030430	5,70 €
			4000 K	PIXYFULL-030440	
			6500 K	PIXYFULL-030464	
	4,5 W = 40 W	540 lm	3000 K	PIXYFULL-450430	7,00 €
			4000 K	PIXYFULL-450440	
			6500 K	PIXYFULL-450464	

E **F** 12 V IP20
4,5 W \sim --- --- ---

SPECIALI

PIXY G9

G9 - 220-240 V/AC



Υ G9	3 W = 30 W	270 lm	3000 K	PIXYFULL-030930	4,50 €
			4000 K	PIXYFULL-030940	
			6500 K	PIXYFULL-030964	
	4 W = 40 W	450 lm	3000 K	PIXYFULL-040930	5,50 €
			4000 K	PIXYFULL-040940	
			6500 K	PIXYFULL-040964	
	4,8 W = 40 W	470 lm	3000 K	PIXYFULL-050930	6,20 €
			4000 K	PIXYFULL-050940	
			6500 K	PIXYFULL-050964	
8 W = 60 W	800 lm	3000 K	PIXYFULL-080930	8,50 €	
		4000 K	PIXYFULL-080940		
		6500 K	PIXYFULL-080964		
COB Υ G9	4 W = 40 W	470 lm	3000 K	PIXYCOB-040930	6,40 €
			4000 K	PIXYCOB-040940	
			6500 K	PIXYCOB-040964	

E **F** 220-240 V IP20 300°
4 W \sim --- --- --- \triangle

SPECIALI

PIXYFULL DIMMERABILE

G9 - DIMMABLE - 220-240 V/AC

TECHNICAL NOTES



DIMMERABILE CON SISTEMI A TAGLIO DI FASE
DIMMABLE WITH TRAILING-EDGE SYSTEMS



4,5 W - Ø 19 x 55 mm - 10 g
6,5 W - Ø 21 x 70 mm - 25 g

G9	4,5 W = 35 W	430 lm	3000 K	PIXYDIM-450930	7,50 €
			4000 K	PIXYDIM-450940	
			6000 K	PIXYDIM-450960	
	6,5 W = 50 W	620 lm	3000 K	PIXYDIM-650930	8,50 €
			4000 K	PIXYDIM-650940	
			6000 K	PIXYDIM-650960	

220-240 V IP20 330°



NEW

SPECIALI

TRE-D

R7s - DIMMABLE - 220-240 V/AC

TECHNICAL NOTES



DIMMERABILE CON SISTEMI A TAGLIO DI FASE
DIMMABLE WITH TRAILING-EDGE SYSTEMS



4 W - Ø 16 x 78 mm - 10 g
8 W - Ø 16 x 118 mm - 20 g
11 W - Ø 18 x 118 mm - 23 g



14 W - Ø 28 x 118 mm - 60 g



5 W - Ø 15 x 78 mm - 23 g
9 W - Ø 15 x 118 mm - 35 g

COB R7s 330°	4 W = 40 W	450 lm	Color Box	3000 K	TRCOB-047830	11,00 €	
				4000 K	TRCOB-047840		
			Blister	3000 K	TRCOB-047830BL		12,00 €
				4000 K	TRCOB-047840BL		
	8 W = 70 W	1.000 lm	Color Box	3000 K	TRCOB-0811830	15,00 €	
				4000 K	TRCOB-0811840		
Blister			3000 K	TRCOB-0811830BL	15,50 €		
			4000 K	TRCOB-0811840BL			
11 W = 100 W	1.500 lm	Color Box	3000 K	TRCOB-1111830 NEW	20,00 €		
			4000 K	TRCOB-1111840 NEW			
R7s 330°	14 W = 120 W	1.900 lm	Blister No Dimm.	3000 K	TR-1411830BL	17,50 €	
				4000 K	TR-1411840BL		
			Blister Dimm.	3000 K	TRD-1411830BL	19,50 €	
				4000 K	TRD-1411840BL		
Slim R7s 330°	5 W = 50 W	490 lm	Blister	3000 K	TRS-057830BL	8,50 €	
	9 W = 70 W	950 lm	Blister	3000 K	TRS-0811830BL	12,00 €	

11-14 W 4-8 W 5-9 W 220-240 V IP20



TECHNICAL INDOOR

INDOOR

INDUSTRIAL

TECHNICAL OUTDOOR

OUTDOOR

SOLAR

WORK

SORGENTI

NEW

SPECIALI

ARIA BT

12-24 V AC/DC

TECHNICAL NOTES

NON ADATTE AD ESSERE ALIMENTATE DALLA CONVENZIONALE RETE ELETTRICA
NOT SUITABLE TO BE POWERED BY CONVENTIONAL MAINS

NO 230 V/AC

GOCCIA
Ø 60 x 119 mm - 100 gSFERA E14
Ø 45 x 80 mm
16 gSFERA E27
Ø 45 x 80 mm
18 gCANDELA E14
Ø 37 x 100 mm
18 gSPOT GU5.3
Ø 50 x 50 mm
20 g

Goccia E27 270°	12 W = 85 W	1.280 lm	3000 K	ABTG3-122430 NEW	12,00 €
			4000 K	ABTG3-122440 NEW	
Sfera E14 200°	5 W = 40 W	450 lm	3000 K	ABTH1G-051430	9,70 €
			4000 K	ABTH1G-051440	
Sfera E27 200°	5 W = 40 W	450 lm	3000 K	ABTH1G-052730	9,70 €
			4000 K	ABTH1G-052740	
Candela E14 220°	5 W = 40 W	450 lm	3000 K	ABTM1-051430	9,70 €
			4000 K	ABTM1-051440	
Spot GU5.3 38°	5 W = 40 W	360 lm	3000 K	ABT38-055330	9,70 €
			4000 K	ABT38-055340	

12-24 V IP20
 ABTG3

NEW

SPECIALI

SENSOR

DAY & NIGHT - MOTION SENSOR



Ø 60 x 120 mm - 36 g

Day & Night Goccia E27	11 W = 75 W	0,5 W Stand By	1.055 lm	3000 K	HR80G3S-112730 NEW	7,50 €
				4000 K	HR80G3S-112740 NEW	
				6500 K	HR80G3S-112765 NEW	

220-240 V IP20 200°

AUTOMATIC LIGHT SENSOR

TECHNICAL NOTES

In condizione di scarsa luminosità, la lampadina si accende automaticamente e si spegnerà da sola quando il livello di luce ambientale sarà di nuovo sufficiente.
In low light conditions, the bulb will turn on automatically and switch off by itself when the ambient light level is sufficient again.



Ø 60 x 120 mm - 32 g

Motion Sensor Goccia E27	11 W = 75 W	0,5 W Stand By	1.055 lm	3000 K	HR80G3SP-112730 NEW	11,50 €
				4000 K	HR80G3SP-112740 NEW	
				6500 K	HR80G3SP-112765 NEW	

220-240 V IP20 200°

MICROWAVE SENSOR AUTOMATIC LIGHT SENSOR

TECHNICAL NOTES

In condizione di scarsa luminosità, la lampadina si accende automaticamente al passaggio e successivamente, in assenza di movimento per 3 minuti, si spegnerà.
In low light conditions, the bulb will automatically turn on when passing by and, if there is no movement for 3 minutes, it will turn off.

SPECIALI

CIRCOLINA

MAGNETIC



12 W - Ø 180 x 25 mm - 110 g
 18 W - Ø 218 x 25 mm - 160 g
 23 W - Ø 253 x 25 mm - 180 g

Connection with terminal	12 W	1.250 lm	3000 K	CRL-1218030	16,90 €
			4000 K	CRL-1218040	
	18 W	1.900 lm	3000 K	CRL-1821830	20,50 €
			4000 K	CRL-1821840	
	23 W	2.450 lm	3000 K	CRL-2425330	24,50 €
			4000 K	CRL-2425340	

220-240 V IP20 120°

MAGNETIC EASY TO INSTALL 2-in-1 INSTALLATION

INSTALLATION

DOPIA INSTALLAZIONE: FISSAGGIO CON MAGNETI O TRAMITE APPLICAZIONE CLASSICA CON VITI
 DOUBLE INSTALLATION: FIXING WITH MAGNETS OR BY CLASSIC APPLICATION WITH SCREWS

SPECIALI

VOTIVA

24 V AC/DC



Ø 21 x 59 mm - 14 g

Candela E14	0,4 W	25 lm	2700 K	VTV-052427	2,20 €
-------------	-------	-------	--------	-------------------	--------

24 V IP20 180°

TECHNICAL NOTES

NON ADATTA AD ESSERE ALIMENTATA DALLA CONVENZIONALE RETE ELETTRICA
 NOT SUITABLE TO BE POWERED BY CONVENTIONAL MAINS

NO 230 V/AC

SPECIALI

LAMPADA FRIGO



Ø 18 x 50 mm - 10 g

E14	1,8 W = 40 W	130 lm	2700 K	FGF-011427	3,75 €
			5000 K	FGF-011450	

220-240 V IP20 300°

SPECIALI

LAMPADA FORNO

HALOGEN



Ø 22 x 50 mm - 6 g

E14	15 W Halogen	90 lm	2200 K	PE1514FORBL	4,00 €
-----	--------------	-------	--------	--------------------	--------

220-240 V IP20 360°

DIMMABLE 300° C MAX TEMPERATURE

TECHNICAL NOTES

DIMMERABILE CON SISTEMI A TAGLIO DI FASE
 DIMMABLE WITH TRAILING-EDGE SYSTEMS

PROFESSIONALI

CITY LAMP

AR111



Ø 111 x 57 mm - 165 g



Ø 111 x 68 mm - 118 g

		OUTPUT 360°	OUTPUT 90°			
Connection with terminal	15 W = 100 W	1.200 lm	1.100 lm	3000 K	CL-152430	20,00 €
				4000 K	CL-152440	

220-240 V IP20 24°

INCLUDED



DRIVER ESTERNO EXTERNAL DRIVER

		OUTPUT 360°	OUTPUT 90°			
COB GU10	15 W = 100 W	1.200 lm	1.100 lm	3000 K	CLGU10-153830	15,60 €
				4000 K	CLGU10-153840	

220-240 V IP20 38°

PROFESSIONALI

SUPERLED

AR111 - G53 - 12 V AC/DC



Ø 111 x 65 mm - 130 g

		OUTPUT 360°	OUTPUT 90°			
G53	12 W	1.020 lm	900 lm	3000 K	SLAR111-124030	16,00 €
				4000 K	SLAR111-124040	

12 V IP20 38°

TECHNICAL NOTES

ALIMENTAZIONE CON TRASFORMATORI ELETTROMAGNETICI
POWER SUPPLY WITH ELECTROMAGNETIC TRANSFORMERS

PROFESSIONALI

SERIE LIGHT

E14 - E27



5 W - Ø 50 x 85 mm - 27 g
9 W - Ø 63 x 100 mm - 40 g
15 W - Ø 80 x 114 mm - 77 g



8 W - Ø 63 x 89 mm - 54 g
10 W - Ø 95 x 105 mm - 96 g
15 W - Ø 121 x 140 mm - 125 g

E14 120°	5 W = 40 W	400 lm	3000 K	LR50-051430	4,50 €	
			4000 K	LR50-051440		
E27 120°	9 W = 60 W	820 lm	3000 K	LR63-082730	6,20 €	
			4000 K	LR63-082740		
	15 W = 100 W	1.521 lm	3000 K	LR80-152730	8,40 €	
			4000 K	LR80-152740		
PAR E27 38°	8 W	OUTPUT 360°	OUTPUT 90°	3000 K	PAR20-082730	6,70 €
		750 lm	640 lm	4000 K	PAR20-082740	
	10 W	870 lm	730 lm	3000 K	PAR30-102730	11,20 €
				4000 K	PAR30-102740	
	15 W	1.270 lm	1.100 lm	3000 K	PAR38-152730	13,50 €
				4000 K	PAR38-152740	

220-240 V IP20

TECHNICAL NOTES

SPECIALELENTE PER OMOGENEITÀ DEL FASCIO LUMINOSO
SPECIAL LENS FOR UNIFORMITY LIGHT BEAM

PROFESSIONALI

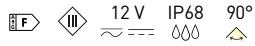
PAR56

IP68 - 12 V AC/DC



Ø 176 x 110 mm - 940 g


30 W = 300 W	3.375 lm	4000 K	PAR56-301640	170,00 €
--------------	----------	--------	---------------------	----------



TECHNICAL NOTES

LAMPADA PER PISCINE IN VETRO TEMPERATO ANTI INVECCHIAMENTO
ANTI-AGING TEMPERED GLASS POOL LAMP

INSTALLATION



INSTALLAZIONE RAPIDA CON MONTAGGIO A VITE
QUICK INSTALLATION WITH SCREW MOUNT



PROFESSIONALI

PL-COVER

E27 - G24d

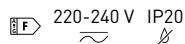


E27

G24d

35 x 165 x 35 mm - 125 g

E27	10 W = 18 W	800 lm	120°	4000 K	PLC-102740	22,00 €
G24d 2 pin	10 W = 18 W	930 lm	180°	4000 K	PLC-102440	



TECHNICAL NOTES

SI RACCOMANDA, PRIMA DELL'INSTALLAZIONE, DI RIMUOVERE
OGNI ALIMENTATORE ELETTRONICO ED ELETTROMAGNETICO PRESENTE NEL CORPO ILLUMINANTE.
BEFORE INSTALLING, IT IS RECOMMENDED TO REMOVE
EACH ELECTRONIC AND ELECTROMAGNETIC BALLAST PRESENT IN THE LIGHTING FIXTURE.

PROFESSIONALI

GXLED

GX53



Ø 74 x 28 mm - 46 g

GX53	5 W = 40 W	470 lm	3000 K	GXLED-055330	13,70 €
			4000 K	GXLED-055340	



TECHNICAL INDOOR

INDOOR

INDUSTRIAL

TECHNICAL OUTDOOR

OUTDOOR

SOLAR

WORK

SORGENTI

	COD.	INNER pz	MASTER pz	EAN	PAG.	€
A	ABT38-055330	10	50	9090171023541	322	9,70
	ABT38-055340	10	50	9090171023558	322	9,70
	ABT63-122430	10	50	9090171026313	322	12,00
	ABT63-122440	10	50	9090171024715	322	12,00
	ABTH1G-051430	10	50	9090171023602	322	9,70
	ABTH1G-051440	10	50	9090171023619	322	9,70
	ABTH1G-052730	10	50	9090171023589	322	9,70
	ABTH1G-052740	10	50	9090171023596	322	9,70
	ABTM1-051430	10	50	9090171023565	322	9,70
	ABTM1-051440	10	50	9090171023572	322	9,70
	AC2-142430	10	20	9020142430016	89	27,00
	AC2-142440	10	20	9090171009620	89	27,00
	AC2-142460	10	20	9020142460013	89	27,00
	AC2-722430	10	20	9090171000795	89	22,00
	AC2-722440	10	20	9090171009613	89	22,00
	AC2-722460	10	20	9090171000801	89	22,00
	AC20230-1512030	1	4	9090171019322	87	540,00
	AC20230-1512040	1	4	9090171019339	87	540,00
	AC5230-1512030	10	20	9090171019308	87	135,00
	AC5230-1512040	10	20	9090171019315	87	135,00
	AC90-2030030	10	20	9090171009354	79	115,00
	AC90-2030040	10	20	9090171009538	79	115,00
	AC90-2442030	10	20	9090171009408	79	145,00
	AC90-2442040	10	20	9090171009415	79	145,00
	AC95-0714427	10	20	9090171021516	77	33,75
	AC95-0714430	10	20	9090171021523	77	33,75
	AC95-0714440	10	20	9090171021530	77	33,75
	AC95-0714460	10	20	9090171021547	77	33,75
	AC95-1014427	10	20	9090171021554	77	40,00
	AC95-1014430	10	20	9090171021561	77	40,00
	AC95-1014440	10	20	9090171021578	77	40,00
	AC95-1014460	10	20	9090171021585	77	40,00
	AC95-1424027	10	20	9090171021592	77	47,50
	AC95-1424030	10	20	9090171021608	77	47,50
	AC95-1424040	10	20	9090171021615	77	47,50
	AC95-1424060	10	20	9090171021622	77	47,50
	AC95-2024030	10	20	9090171022988	77	57,50
	AC95-2024040	10	20	9090171023978	77	57,50
	AC95-2024060	10	20	9090171026337	77	57,50
	AC9567-1414430	10	20	9090171026245	80	67,50
	AC9567-1414440	10	20	9090171024500	80	67,50
	ACBMRBI-AD	1	50	9090171018165	130	11,25
	ACBMRBI-CNEND	1	50	9090171012330	131	1,25
	ACBMRBI-CNFLEX	1	50	9090171012293	131	20,00
	ACBMRBI-CNINT	1	50	9090171012194	131	6,70
	ACBMRBI-CNL	20	80	9090171012231	131	14,75
	ACBMRBI-CNLIN	1	50	9090171012217	131	14,75
	ACBMRBI-CNLive	1	50	9090171012316	131	6,70
	ACBMRBI-CNLiveR	1	50	9090171018080	131	6,70
	ACBMRBI-CNR	1	25	9090171018066	131	14,75
	ACBMRBI-CNT	10	40	9090171012255	131	19,90
	ACBMRBI-CNTL1	1	25	9090171018141	131	21,25
	ACBMRBI-CNTL2	1	25	9090171018127	131	21,25
	ACBMRBI-CNTR	1	25	9090171018103	131	21,25
	ACBMRBI-CNX	10	40	9090171012279	131	21,25
	ACBMRBI-KIT	1	50	9090171012361	131	6,20
	ACBMRNE-AD	1	50	9090171018172	130	11,25
	ACBMRNE-CNEND	1	50	9090171012347	131	1,25
	ACBMRNE-CNFLEX	10	40	9090171012309	131	20,00
	ACBMRNE-CNINT	1	50	9090171012200	131	6,70
	ACBMRNE-CNL	1	50	9090171012248	131	14,75
	ACBMRNE-CNLIN	1	50	9090171012224	131	14,75
	ACBMRNE-CNLive	1	50	9090171012323	131	6,70
	ACBMRNE-CNLiveR	1	50	9090171018097	131	6,70
	ACBMRNE-CNR	1	25	9090171018073	131	14,75
	ACBMRNE-CNT	10	40	9090171012262	131	19,90
	ACBMRNE-CNTL1	1	25	9090171018158	131	21,25
	ACBMRNE-CNTL2	1	25	9090171018134	131	21,25
	ACBMRNE-CNTR	1	25	9090171018110	131	21,25
	ACBMRNE-CNX	10	40	9090171012286	131	21,25
	ACBMRNE-KIT	1	50	9090171012354	131	6,20
	ACCN10	1	100	9090171011869	90	1,50
	ACCN10ANG	1	100	9090171011890	90	3,00
	ACCN10T	1	100	9090171011906	90	4,50
	ACCN10WIRE	1	100	9090171011876	90	1,50
	ACCN10WIRE2	1	100	9090171011893	90	2,00
	ACCN10X	1	100	9090171011913	90	5,00
	ACCN8	1	100	9090171011807	90	1,00
	ACCN8ANG	1	100	9090171011838	90	3,00
	ACCN8T	1	100	9090171011845	90	4,00
	ACCN8WIRE	1	100	9090171011814	90	1,50
	ACCN8WIRE2	1	100	9090171011821	90	2,00
	ACCN8X	1	100	9090171011852	90	5,00
	ACCN95	1	100	9090171026252	90	1,00
	ACCN95ANG	1	100	9090171026283	90	3,00
	ACCN95T	1	100	9090171026290	90	4,00
	ACCN95WIRE	1	100	9090171026269	90	1,50
	ACCN95WIRE2	1	100	9090171026276	90	2,00
	ACCN95X	1	100	9090171026306	90	5,00
	ACMBI-031040	1	12	9090171025521	291	17,00
	ACMBI-061840	1	12	9090171025545	291	26,50
	ACMNE-031040	1	12	9090171025538	291	17,00
	ACMNE-061840	1	12	9090171025552	291	26,50

	COD.	INNER pz	MASTER pz	EAN	PAG.	€
	ACOB-1451222	10	20	9090171021776	83	47,50
	ACOB-1451227	10	20	9090171021783	83	47,50
	ACOB-1451230	10	20	9090171021790	83	47,50
	ACOB-1451240	10	20	9090171021806	83	47,50
	ACOBBL-1048000	10	20	9090171021844	83	52,50
	ACOBRO-1048000	10	20	9090171021813	83	52,50
	ACOBVE-1048000	10	20	9090171021820	83	52,50
	ACRGBW-196010	10	20	9090171011364	85	49,00
	ACRGBW-956030	10	20	9090171017786	81	89,00
	ACRGBW-956040	10	20	9090171017793	81	89,00
	ACSB-681240	1	8	9090171005202	292	86,50
	AREA-1003840	1	4	9090171020755	201	230,00
	AREA-403240	1	4	9090171020731	201	167,50
	AREA-703840	1	4	9090171020748	201	205,00
	ARGO-012430	6	48	9090171023749	261	17,75
	ARGO-012440	6	48	9090171023756	261	17,75
	ARGO-CAVO	6	48	9090171023763	261	5,00
	ATP-CTY	1	25	9090171017458	203	15,00
	ATPLVT	1	24	9090171010114	301	19,00
	ATS-20015000	1	1	9090171025705	187	195,00
	ATS-BK	1	10	9090171025811	187	42,00
	ATS-CABLE	1	10	9090171025842	187	12,00
	ATS-CNTR	1	10	9090171025859	187	69,00
	ATS-GRIK	1	10	9090171025828	187	35,00
	ATS-LENS60	1	10	9090171025866	187	18,00
	ATS-LENS90	1	10	9090171025873	187	18,00
	ATS-RFL	1	10	9090171025835	187	79,00
	ATS-RFLP	1	10	9090171025958	187	42,00
	ATS-SENS	1	20	9090171025804	187	35,00
	ATSD-20015040	1	1	9090171025798	187	260,00
	AUOBI-052540	4	16	9090171025491	287	34,00
	AUONE-052540	4	16	9090171025484	287	34,00
	AURBI-052040	4	16	9090171025514	287	39,00
	AURNE-052040	4	16	9090171025507	287	39,00
	AXO-1GU10B	12	24	9090171010268	249	21,00
	AXO-1GU10C	12	24	9090171018325	249	21,00
	AXO-1GU10G	12	24	9090171018349	249	21,00
	AXO-1GU10N	12	24	9090171018301	249	21,00
	AXO-1GU10SB	12	24	9090171018226	249	23,50
	AXO-1GU10SC	12	24	9090171018264	249	23,50
	AXO-1GU10SG	12	24	9090171018288	249	23,50
	AXO-1GU10SN	12	24	9090171018240	249	23,50
	AXO-2GU10B	12	24	9090171010275	249	29,00
	AXO-2GU10C	12	24	9090171018332	249	29,00
	AXO-2GU10G	12	24	9090171018356	249	29,00
	AXO-2GU10N	12	24	9090171018318	249	29,00
	AXO-2GU10SB	12	24	9090171018233	249	31,00
	AXO-2GU10SC	12	24	9090171018271	249	31,00
	AXO-2GU10SG	12	24	9090171018295	249	31,00
	AXO-2GU10SN	12	24	9090171018257	249	31,00
	BCL-1730BI	1	5	9090171026122	125	49,00
	BCL-1730CO	1	5	9090171026139	125	49,00
	BCL-1730GR	1	5	9090171026146	125	49,00
	BCL-1730NE	1	5	9090171026153	125	49,00
	BCL-1730SA	1	5	9090171026160	125	49,00
	BCL-1730VE	1	5	9090171026177	125	49,00
	BCL-2440BI	1	5	9090171026191	125	69,00
	BCL-2440CO	1	5	9090171026184	125	69,00
	BCL-2440GR	1	5	9090171026207	125	69,00
	BCL-2440NE	1	5	9090171026214	125	69,00
	BCL-2440SA	1	5	9090171026238	125	69,00
	BCL-2440VE	1	5	9090171026221	125	69,00
	BCL-2440X	1	6	9090171008814	126	29,50
	BCL-183340	1	6	9090171008821	126	34,50
	BCL-243840	1	6	9090171008838	126	42,00
	BCL-323840	1	6	9090171008845	126	47,00
	BCL-142540	1	10	9090171008913	127	17,25
	BCL-142540	1	10	9090171008920	127	17,25
	BCL-203030	1	10	9090171008937	127	22,50
	BCL-203040	1	10	9090171008944	127	22,50
	BCL-243530	1	10	9090171008951	127	29,50
	BCL-243540	1	10	9090171008968	127	29,50
	BCL-323930	1	10	9090171008975	127	39,50
	BCL-323940	1	10	9090171008982	127	39,50
	BLL-042500	1	4	9090171022643	295	67,00
	BLL-043000	1	2	9090171022650	295	80,00
	BLL-044000	1	1	9090171022667	295	112,00
	BLZ-032730	6	12	9090171023428	229	29,00
	BLZ-032740	6	12	90		

	COD.	INNER pz	MASTER pz	EAN	PAG.	€
	BMB-8027CO	1	10	9090171024142	257	42,00
	BNRBI-2000	1	10	9090171012170	129	52,00
	BNRNE-2000	1	10	9090171012187	129	52,00
	BNRPT-BI	1	10	9090171017373	131	21,00
	BNRPT-NE	1	10	9090171017366	131	21,00
C	CF1P-AR111	1	16	9020611101003	74	40,00
	CF2P-AR111	1	8	9020611102000	74	65,00
	CF3P-AR111	1	8	9020611103007	74	87,50
	CL-152430	6	24	9090171004557	324	20,00
	CL-152440	6	24	9090171004564	324	20,00
	CLGU10-153830	6	24	9090171020427	324	15,60
	CLGU10-153840	6	24	9090171020434	324	15,60
	CMF-081130	1	20	9090171017175	66	22,00
	CMF-081140	1	20	9090171017182	66	22,00
	CMF-161830	1	20	9090171017199	66	39,00
	CMF-161840	1	20	9090171017205	66	39,00
	CMF-242330	1	20	9090171017212	66	57,00
	CMF-242340	1	20	9090171017229	66	57,00
	CNB	10	500	9090171005721	269	13,75
	CND15	10	500	9090171005738	269	6,90
	CND25	10	500	9090171005745	269	8,00
	CNT	10	500	9090171005752	269	10,75
	CRL-1218030	1	20	9090171007824	323	16,90
	CRL-1218040	1	20	9090171007831	323	16,90
	CRL-1821830	1	20	9090171007848	323	20,50
	CRL-1821840	1	20	9090171007855	323	20,50
	CRL-2425330	1	20	9090171007862	323	24,50
	CRL-2425340	1	20	9090171007879	323	24,50
	CRT3-014000	1	24	9090171009798	255	18,00
	CRT3E-010340	1	24	9090171009804	255	60,00
	CRT6-054000	1	24	9090171009811	255	44,00
	CRT6E-050340	1	24	9090171009828	255	82,50
	CTLR	1	100	9090171019025	91	42,00
	CTLSMA-ACR6BW	10	180	9090171012446	91	32,50
	CTY-604530	1	1	9090171020687	203	387,00
	CTY-604540	1	1	9090171012408	203	387,00
D	DALI310	1	4	9090171007510	167	120,00
	DIM-010	1	100	9090171019032	91	52,00
	DIM-PWM	1	100	9090171019018	91	43,00
	DMASI-1009540	1	4	9090171014020	220	105,00
	DMASI-2009540	1	3	9090171014037	220	220,00
	DOBIG-154530	6	12	9090171015751	230	67,50
	DOBIG-154540	6	12	9090171015768	230	67,50
	DOBIG-SPK	1	100	9090171015782	230	11,50
	DOBIN-154530	6	12	9090171015737	230	67,50
	DOBIN-154540	6	12	9090171015744	230	67,50
	DOBIN-SPK	1	100	9090171015775	230	11,50
	DOMBI-031230	6	24	9090171023305	289	29,00
	DOMBI-031240	6	24	9090171023312	289	29,00
	DOMBI-061230	6	24	9090171020182	289	50,00
	DOMBI-061240	6	24	9090171020199	289	50,00
	DOMNE-031230	6	24	9090171023329	289	29,00
	DOMNE-031240	6	24	9090171023336	289	29,00
	DOMNE-061230	6	24	9090171020205	289	50,00
	DOMNE-061240	6	24	9090171020212	289	50,00
	DR80	1	6	9090171004953	269	70,00
	DRIMPQ40	1	50	9300040001236	44	52,00
	DRIMPQ42	1	100	9090171003871	44	44,00
	DRIMPQ42D	1	50	9090171004236	44	38,00
	DSCM-10011040	1	4	9090171017892	189	99,00
	DSCM-15011040	1	4	9090171017908	189	139,00
	DSCM-20011040	1	4	9090171017915	189	159,00
	DSCM-BK	1	30	9090171017922	189	27,25
	DSD-061230	10	50	9090171013672	319	20,00
	DSD-061240	10	50	9090171013689	319	20,00
	DSD-061260	10	50	9090171013696	319	20,00
	DSD-063830	10	50	9090171005660	319	8,50
	DSD-063840	10	50	9090171005677	319	8,50
	DSD-063860	10	50	9090171005684	319	8,50
	DVS-059040	1	12	9090171008463	281	49,00
	DVS-109040	1	8	9090171007701	281	99,00
E	ECLISSE250	1	8	9090171007541	165	180,00
	ELO-060730	1	20	9090171020878	67	5,50
	ELO-060740	1	20	9090171020885	67	5,50
	ELO-090930	1	20	9090171020892	67	6,50
	ELO-090940	1	20	9090171020908	67	6,50
	ELO-121130	1	20	9090171020915	67	7,50
	ELO-121140	1	20	9090171020922	67	7,50
	ELO-151230	1	20	9090171020939	67	9,50
	ELO-151240	1	20	9090171020946	67	9,50
	ELO-181530	1	20	9090171020953	67	12,80
	ELO-181540	1	20	9090171020960	67	12,80
	ELO-241730	1	20	9090171020977	67	15,50
	ELO-241740	1	20	9090171020984	67	15,50
	ENIB-GU10	6	24	9090171015171	147	21,25
	ENIBOR-GU10	6	24	9090171015195	147	26,00
	ENIN-GU10	6	24	9090171015188	147	21,25
	ENINOR-GU10	6	24	9090171015294	147	26,00
	ENRB-GU10	6	24	9090171015201	147	26,00
	ENRN-GU10	6	24	9090171015218	147	26,00
	ENSB-2GU10	1	12	9090171015232	145	39,00
	ENSB-3GU10	1	12	9090171015256	145	57,00
	ENSB-GU10	6	24	9090171015225	145	23,50

	COD.	INNER pz	MASTER pz	EAN	PAG.	€
	ENSN-2GU10	1	12	9090171015249	145	39,00
	ENSN-3GU10	1	12	9090171015263	145	57,00
	ENSN-GU10	6	24	9090171015300	145	23,50
	ENSTYB-GU10	6	24	9090171015270	143	47,50
	ENSTYN-GU10	6	24	9090171015287	143	47,50
	ERGY-1016040	1	12	9090171023343	275	69,00
	ERGY-3016040	1	8	9090171023350	275	149,00
	ERGY-6016000	1	4	9090171025965	275	300,00
	ESQB160-2GU10	1	12	9090171014778	149	49,50
	ESQB80-GU10	1	24	9090171014785	149	27,50
	ESQB96-GU10	1	24	9090171014792	149	32,50
	ESQBG160-2GU10	1	12	9090171014808	149	49,50
	ESQB680-GU10	1	24	9090171014815	149	27,50
	ESQB696-GU10	1	24	9090171014822	149	32,50
	ESQBOR96-GU10	1	24	9090171014839	153	33,50
	ESQNB160-2GU10	1	12	9090171014846	149	49,50
	ESQNB80-GU10	1	24	9090171014853	149	27,50
	ESQNB96-GU10	1	24	9090171014860	149	32,50
	ESQNG160-2GU10	1	12	9090171014877	149	49,50
	ESQNG80-GU10	1	24	9090171014884	149	27,50
	ESQNG96-GU10	1	24	9090171014891	149	32,50
	ESQNR96-GU10	1	24	9090171014907	153	33,50
	ESRBB80-GU10	1	24	9090171014679	151	27,50
	ESRBB96-GU10	1	24	9090171014686	151	32,50
	ESRB680-GU10	1	24	9090171014693	151	27,50
	ESRB96-GU10	1	24	9090171014709	151	32,50
	ESRBOR96-GU10	1	24	9090171014716	153	33,50
	ESRNB80-GU10	1	24	9090171014723	151	27,50
	ESRNB96-GU10	1	24	9090171014730	151	32,50
	ESRNG80-GU10	1	24	9090171014747	151	27,50
	ESRNG96-GU10	1	24	9090171014754	151	32,50
	ESRNOR96-GU10	1	24	9090171014761	153	33,50
	EV05-1209540	1	1	9090171010589	199	350,00
	EV05-1509540	1	1	9090171010596	199	380,00
	EV05-609540	1	1	9090171010565	199	220,00
	EV05-909540	1	1	9090171010572	199	290,00
	EXTR-1501250	1	1	9090171004595	183	340,00
	EXTR-KIT	2	25	9090171004601	183	25,00
	EXTR-ROTAB	2	25	9090171004618	183	47,50
	EXTR-SENS	1	25	9090171004656	183	79,00
	EXTR3-LENS3070	1	25	9090171017151	183	55,00
	EXTR3-LENS40120	1	25	9090171017168	183	55,00
	EXTR3-LENS5090	1	25	9090171017144	183	55,00
	EXTRDL-1501250	1	1	9090171016802	183	410,00
F	FGF-011427	12	48	9013011427002	323	3,75
	FGF-011450	12	48	9090171003024	323	3,75
	FRBS-121830	1	20	9090171009255	35	33,75
	FRBS-121840	1	20	9090171009286	35	33,75
	FRBS-182330	1	20	9090171009279	35	33,75
	FRBS-182340	1	20	9090171009262	35	33,75
	FRMB-129000	6	18	9090171022810	251	50,00
	FRMN-129000	6	18	9090171022827	251	50,00
	FSTAB-2202700	1	6	9090171019070	259	74,00
	FSTABCL-062722	1	5	9090171012705	258	92,00
	FSTACL-062722	1	5	9090171008517	258	92,00
	FSTADAP-12W	1	30	9090171008531	258	18,50
	FSTAN-2202700	1	6	9090171019087	259	74,00
	FSTARCL-062722	1	50	9090171008548	258	6,50
	FT-066830	1	40	9090171006995	53	11,00
	FT-066840	1	40	9090171007008	53	11,00
	FTP-109000	10	40	9090171015799	51	31,00
	FTP-151200	10	40	9090171015805	51	38,50
	FTP-201400	10	40	9090171015812	51	46,00
	FTP-281900	1	10	9090171015829	51	63,00
	FTP-351900	1	10	9090171015836	51	71,00
	FTS-301330	3	30	9090171015997	52	70,00
	FTS-301340	3	30	9090171012149	52	70,00
	FTS-602330	3	9	9090171016000	52	125,00
	FTS-602340	3	9	9090171012156	52	125,00
	FVT8-096040	1	25	9023096040140	181	5,50
	FVT8-096065	1	25	9023096065143	181	5,50
	FVT8-149040	1	25	9090171001709	181	8,50
	FVT8-149065	1	25	9090171001716	181	8,50
	FVT8-181230	1	25	9090171005400	181	7,30
	FVT8-181240	1	25	9023181240141	181	7,30
	FVT8-181265	1	25	9023181265144	181	7,30
	FVT8-221530	1	25	9090171005417	181	9,90
	FVT8-221540	1	25	9023221540149	181	9,90
	FVT8-221565	1	25	9023221		

	COD.	INNER pz	MASTER pz	EAN	PAG.	€
H	GXLED-055330	6	24	9090171001136	325	13,70
	GXLED-055340	6	24	9090171001143	325	13,70
	HR80G120-202730	6	24	9090171016864	316	12,50
	HR80G120-202740	6	24	9090171016871	316	12,50
	HR80G120-202760	6	24	9090171016888	316	12,50
	HR80G120-242730	6	24	9090171016895	316	14,50
	HR80G120-242740	6	24	9090171016901	316	14,50
	HR80G120-242760	6	24	9090171016918	316	14,50
	HR80G3-092730	10	50	9090171005981	316	2,50
	HR80G3-092740	10	50	9090171005998	316	2,50
	HR80G3-092764	10	50	9090171006001	316	2,50
	HR80G3-112730	10	50	9090171006018	316	3,00
	HR80G3-112740	10	50	9090171006025	316	3,00
	HR80G3-112764	10	50	9090171006032	316	3,00
	HR80G3-152730	10	50	9090171006049	316	4,50
	HR80G3-152740	10	50	9090171006056	316	4,50
	HR80G3-152764	10	50	9090171006063	316	4,50
	HR80G3-172730	10	50	9090171016977	316	5,50
	HR80G3-172740	10	50	9090171016994	316	5,50
	HR80G3-172764	10	50	9090171017007	316	5,50
	HR80G3-202730	10	50	9090171024289	316	8,50
	HR80G3-202740	10	50	9090171024296	316	8,50
	HR80G3-202765	10	50	9090171024210	316	8,50
	HR80G3D-202730	10	50	9090171025743	316	12,00
	HR80G3D-202740	10	50	9090171024609	316	12,00
	HR80G3D-202765	10	50	9090171024975	316	12,00
	HR80G3S-112730	6	24	9090171025286	322	7,50
	HR80G3S-112740	6	24	9090171025293	322	7,50
	HR80G3S-112765	6	24	9090171025309	322	7,50
	HR80G3SP-112730	6	24	9090171025255	322	11,50
	HR80G3SP-112740	6	24	9090171025262	322	11,50
	HR80G3SP-112765	6	24	9090171025279	322	11,50
	HR80G9S-152730	6	24	9090171016833	316	9,50
	HR80G9S-152740	6	24	9090171016840	316	9,50
	HR80G9S-152760	6	24	9090171016857	316	9,50
	HR80H1G-041430	10	50	9090171015393	317	2,00
	HR80H1G-041440	10	50	9090171015409	317	2,00
	HR80H1G-041464	10	50	9090171015416	317	2,00
	HR80H1G-042730	10	50	9090171015423	317	2,00
	HR80H1G-042740	10	50	9090171015430	317	2,00
	HR80H1G-042764	10	50	9090171015447	317	2,00
	HR80H1G-062730	10	50	9090171024166	317	2,40
	HR80H1G-062740	10	50	9090171024173	317	2,40
	HR80H1G-062765	10	50	9090171024517	317	2,40
	HR80H1G-062730	10	50	9090171024524	317	2,40
	HR80H1G-062740	10	50	9090171024234	317	2,40
	HR80H1G-062765	10	50	9090171024258	317	2,40
	HR80H1G-081430	10	50	9090171024555	317	3,10
	HR80H1G-081440	10	50	9090171024562	317	3,10
	HR80H1G-081465	10	50	9090171024579	317	3,10
	HR80H1G-082730	10	50	9090171024586	317	3,10
	HR80H1G-082740	10	50	9090171024241	317	3,10
	HR80H1G-082765	10	50	9090171024593	317	3,10
	HR80M1-041430	10	50	9090171015454	317	2,00
	HR80M1-041440	10	50	9090171015461	317	2,00
	HR80M1-041464	10	50	9090171015478	317	2,00
	HR80M1-061430	10	50	9090171024227	317	2,40
	HR80M1-061440	10	50	9090171024531	317	2,40
	HR80M1-061465	10	50	9090171024548	317	2,40
	HR80M1-081430	10	50	9090171024197	317	3,10
	HR80M1-081440	10	50	9090171024203	317	3,10
	HR80M1-081465	10	50	9090171024616	317	3,10
	HR80M1C-061430	10	50	9090171024265	317	2,40
	HR80M1C-061440	10	50	9090171024180	317	2,40
	HR80M1C-061465	10	50	9090171024272	317	2,40
	HRD6125-242730	6	24	9090171017274	316	17,00
	HRD6125-242740	6	24	9090171017281	316	17,00
	HRD6125-242760	6	24	9090171017298	316	17,00
I	INDG3-112727	10	50	9090171020649	314	10,00
	INDG3-112740	10	50	9090171020571	314	10,00
	INDH1G-061427	10	50	9090171020533	314	5,80
	INDH1G-061440	10	50	9090171020540	314	5,80
	INDM1-061427	10	50	9090171020557	314	5,80
	INDM1-061440	10	50	9090171020564	314	5,80
	ING125-122727	5	20	9090171019148	311	12,50
	ING125-122740	5	20	9090171018929	311	12,50
	ING125-162727	5	20	9090171012699	311	17,00
	ING125-162740	5	20	9090171012682	311	17,00
	ING125-222727	5	20	9090171025989	311	22,00
	ING125-222740	5	20	9090171025996	311	22,00
	ING125W-142727	5	20	9090171023107	310	11,20
	ING125W-142740	5	20	9090171023114	310	11,20
	ING3-042727	10	50	9013042727010	312	3,60
	ING3-042740	10	50	9090171010060	312	3,60
	ING3-082727	10	50	9013082727018	312	4,20
	ING3-082740	10	50	9090171010077	312	4,20
	ING3-122727	10	50	9090171018912	312	6,50
	ING3-122740	10	50	9090171019094	312	6,50
	ING3-162727	10	50	9090171012668	312	13,50
	ING3-162740	10	50	9090171012675	312	13,50
	ING3A-022730	10	50	9090171021271	311	11,20
	ING3A-022740	10	50	9090171021301	311	11,20
	ING3A-042730	10	50	9090171021288	311	13,70

	COD.	INNER pz	MASTER pz	EAN	PAG.	€
	ING3A-042740	10	50	9090171021318	311	13,70
	ING3A-052730	10	50	9090171021295	311	15,00
	ING3A-052740	10	50	9090171021325	311	15,00
	ING3P-082727	10	50	9090171005646	312	5,00
	ING3P-082740	10	50	9090171010084	312	5,00
	ING3S-112727	10	50	9090171019810	314	9,80
	ING3SD-082727	10	50	9090171019803	314	7,90
	ING3W-092727	10	50	9090171022346	310	6,50
	ING3W-092740	10	50	9090171023084	310	6,50
	ING3W-752727	10	50	9090171022339	310	5,00
	ING3W-752740	10	50	9090171023077	310	5,00
	ING95-082727	5	20	9090171010954	311	8,50
	ING95-082740	5	20	9090171010961	311	8,50
	ING95W-092727	5	20	9090171022353	310	7,80
	ING95W-092740	5	20	9090171023091	310	7,80
	INH1G-021427	10	50	9013021427016	312	2,90
	INH1G-022727	10	50	9013022727016	312	2,90
	INH1G-041427	10	50	9013041427102	312	3,40
	INH1G-041440	10	50	9090171010015	312	3,40
	INH1G-042727	10	50	9013042727119	312	3,40
	INH1G-042740	10	50	9090171010022	312	3,40
	INH1G-061427	10	50	9090171010633	312	4,20
	INH1G-061440	10	50	9090171010657	312	4,20
	INH1G-062727	10	50	9090171010640	312	4,20
	INH1G-062740	10	50	9090171010664	312	4,20
	INH1GSD-061427	10	50	9090171019797	314	7,50
	INH1GW-451427	10	50	9090171022315	310	4,00
	INH1GW-451440	10	50	9090171023046	310	4,00
	INH1GW-452727	10	50	9090171022322	310	4,00
	INH1GW-452740	10	50	9090171023053	310	4,00
	INM1-021427	10	50	9013021427023	313	2,90
	INM1-041427	10	50	9013041427034	313	3,40
	INM1-041440	10	50	9090171010039	313	3,40
	INM1-061427	10	50	9090171010831	313	4,20
	INM1-061440	10	50	9090171010848	313	4,20
	INM1C-021427	10	50	9013021427030	313	2,90
	INM1C-041427	10	50	9013041427041	313	3,40
	INM1C-041440	10	50	9090171010053	313	3,40
	INM1W-451427	10	50	9090171022308	310	4,00
	INM1W-451440	10	50	9090171023060	310	4,00
	INPW-752727	10	50	9090171023121	310	6,20
	INPW-752740	10	50	9090171023138	310	6,20
	INS0G3-112730	10	50	9090171020625	314	11,00
	INS0G3-112740	10	50	9090171020632	314	11,00
	INS0H1G-061430	10	50	9090171020588	314	6,70
	INS0H1G-061440	10	50	9090171020595	314	6,50
	INS0M1-061430	10	50	9090171020601	314	6,70
	INS0M1-061440	10	50	9090171020618	314	6,70
	INS6125-122730	5	20	9090171019162	311	13,50
	INS6125-122740	5	20	9090171019179	311	13,50
	INS6125-122760	5	20	9090171019186	311	13,50
	INS6125-162730	5	20	9090171012651	311	18,00
	INS6125-162740	5	20	9090171012644	311	18,00
	INS6125-162760	5	20	9090171012637	311	18,00
	INS6125-222730	5	20	9090171026009	311	23,00
	INS6125-222740	5	20	9090171026016	311	23,00
	INS6125-222760	5	20	9090171026023	311	23,00
	INS63-042730	10	50	9090171019568	312	3,80
	INS63-042740	10	50	9090171019575	312	3,80
	INS63-042760	10	50	9090171019582	312	3,80
	INS63-082730	10	50	9090171002522	312	4,30
	INS63-082740	10	50	9090171010428	312	4,30
	INS63-082760	10	50	9090171002539	312	4,30
	INS63-122730	10	50	9090171019100	312	6,70
	INS63-122740	10	50	9090171018936	312	6,70
	INS63-122760	10	50	9090171018943	312	6,70
	INS63-162730	10	50	9090171012620	312	13,50
	INS63-162740	10	50	9090171012613	312	13,50
	INS63-162760	10	50	9090171012606	312	13,50
	INS63P-082730	10	50	9090171007022	312	5,00
	INS63P-082740	10	50	909		

COD.	INNER pz	MASTER pz	EAN	PAG.	€
INSM1C-041430	10	50	9090171002485	313	3,40
INSM1C-041440	10	50	9090171010411	313	3,40
INSM1C-041460	10	50	9090171002492	313	3,40
INSTB-071430	10	50	9090171015645	313	5,50
INSTB-071440	10	50	9090171015652	313	5,50
INSTB-071460	10	50	9090171015669	313	5,50
INSTB-092730	10	50	9090171015683	313	7,50
INSTB-092740	10	50	9090171015690	313	7,50
INSTB-092760	10	50	9090171015706	313	7,50
INSTOR-041430	10	50	9090171002508	313	3,40
INSTOR-041440	10	50	9090171010404	313	3,40
INSTOR-041460	10	50	9090171002515	313	3,40
INSTOR-061430	10	50	9090171014075	313	4,30
INSTOR-061440	10	50	9090171014082	313	4,30
INSTOR-061460	10	50	9090171014099	313	4,30
INTB-041427	10	50	9090171015560	313	3,70
INTB-041440	10	50	9090171015584	313	3,70
INTB-071427	10	50	9090171015591	313	5,50
INTB-071440	10	50	9090171015614	313	5,50
INTB-092727	10	50	9090171015621	313	7,50
INTB-092740	10	50	9090171015676	313	7,50
INTOR-041427	10	50	9090171002881	313	3,40
INTOR-041440	10	50	9090171010046	313	3,40
INTOR-061427	10	50	9090171014051	313	4,20
INTOR-061440	10	50	9090171014068	313	4,20
INVG125-082722	5	20	9090171002607	315	17,00
INVG125D-122722	5	20	9090171019193	315	19,90
INVG3-082722	10	50	9090171002591	315	6,70
INVM1-041422	10	50	9090171002560	315	5,50
INVM1C-041422	10	50	9090171002584	315	5,50
INVM1D-041422	10	50	9090171002577	315	6,70
INVP-082722	10	50	9090171002638	315	7,50
INVPD-122722	10	50	9090171019209	315	11,00
INTOR-041422	10	50	9090171002652	315	5,50
JESSY-AP115	1	18	9090171017960	155	34,75
JESSY-AP125	1	12	9090171017939	155	34,75
JESSY-AP150	1	12	9090171017946	157	36,25
JESSY-AP180	1	9	9090171017953	157	36,25
JESSY-AP275	1	12	9090171017984	155	39,75
JESSY-AP280	1	12	9090171017977	157	39,75
JESSY-AP360	1	12	9090171017991	155	52,50
JESSY-AR111	1	6	9090171007404	159	38,75
JESSY-BOLLE250	1	3	9090171007497	167	82,50
JESSY-RD100	1	24	9090171007428	163	9,00
JESSY-RD130	1	24	9090171007459	163	13,50
JESSY-SQ100	1	24	9090171007411	159	9,00
JESSY-SQ120	1	24	9090171007435	159	12,00
JESSY-SQ120GLASS	1	24	9090171007442	161	13,50
JESSY-SR120	1	24	9090171007466	163	12,00
JESSY2-SQ2112	1	12	9090171007398	161	24,75
JL-308540	1	8	9090171018976	307	93,00
JL-508540	1	8	9090171018974	307	149,00
K12XLED-300430	6	24	9021300430220	318	9,00
K12XLED-300440	6	24	9090171011388	318	9,00
K27LED-071030	6	24	9020071030110	319	3,20
K27LED-071040	6	24	9090172002088	319	3,20
K27LED-071060	6	24	9020071060117	319	3,20
KIT-ACRGBW	1	100	9090171011791	91	36,00
KIT-CLIP	1	100	9000585000229	46	10,00
KIT-CLIPAC230	1	200	9090171019346	87	2,20
KIT-EMG	1	18	9090171001648	45	80,00
KIT-EMG2	1	50	9090171006582	45	52,50
KIT-ENDCAPS	1	200	9090171019759	87	2,00
KIT-PLF	1	20	9090171001600	43	22,00
KIT-PLF120	1	12	9090171001976	43	25,00
KIT-PLF12060	1	12	9090171011142	43	27,00
KIT-PLF3060	1	20	9090171017779	43	15,00
KIT-PLFB	1	20	9090171012989	43	27,00
KIT-PLFB120	1	12	9090171017762	43	36,00
KIT-PLFS120B	1	5	9090171013887	41	77,50
KIT-PLFS120N	1	5	9090171013870	41	77,50
KIT-PLFSB	1	5	9090171013863	41	67,00
KIT-PLFSN	1	5	9090171013856	41	67,00
KIT-PLINE	1	150	9090171008036	46	8,00
KIT-P040	1	100	9000595000004	46	10,00
KIT-STARTAC230	1	200	9090171019353	87	5,00
KLR-AR	10	50	9014003500031	73	9,75
KLR-BI	10	50	9014003500017	73	8,75
KLR-CR	10	50	9014003500024	73	9,75
KLRCON-BI	10	50	9090171015089	73	12,50
KLRCON-NE	10	50	9090171015096	73	12,50
KLRFX-BI	10	50	9090171015133	73	14,75
KLRFX-BN	10	50	9090171015157	73	12,50
KLRFX-NE	10	50	9090171015140	73	14,75
KLRXL-BI	10	50	9090171015119	73	12,50
KLRXL-NE	10	50	9090171015126	73	12,50
KLS-AR	10	50	9014003500062	73	9,75
KLS-BI	10	50	9014003500048	73	8,75
KLS-CR	10	50	9014003500055	73	9,75
KLSCON-BI	10	50	9090171015102	73	12,50
KLSCON-NE	10	50	9090171015164	73	12,50
KON170	1	8	9090171007503	164	47,25
KPRAN-1818	1	20	9090171009064	97	20,00

COD.	INNER pz	MASTER pz	EAN	PAG.	€
KPRAN-1818-CAP	1	100	9090171013191	97	2,20
KPRAN-1818-CAPH	1	100	9090171013207	97	2,50
KPRAN-1818-CLIP	1	100	9090171013573	97	4,00
KPRAN-1818B	1	20	9090171018523	97	24,50
KPRAN-1818N	1	20	9090171018585	97	37,50
KPRBS-1468	1	6	9090171009217	101	115,00
KPRBS-1468-CAP	1	100	9090171013214	101	7,00
KPRBS-1468-CAPH	1	100	9090171013221	101	7,20
KPRCA-2711	1	20	9090171009125	101	33,75
KPRCA-2711-CAP	1	100	9090171013238	101	5,50
KPRCA-2711-CAPH	1	100	9090171013245	101	5,00
KPRCG-4626	1	12	9090171009187	95	70,00
KPRCG-4626-CAP	1	100	9090171013252	95	2,50
KPRCG-4626-CAPH	1	100	9090171013269	95	2,50
KPRCG-5123	1	12	9090171009170	95	92,25
KPRCG-5123-CAP	1	100	9090171013276	95	2,50
KPRCG-5123-CAPH	1	100	9090171013283	95	2,50
KPRCG-5314	1	20	9090171009163	95	60,00
KPRCG-5314-CAP	1	100	9090171013290	95	2,50
KPRCG-5314-CAPH	1	100	9090171013306	95	2,50
KPRI-2212	1	20	9090171009033	93	20,00
KPRI-2212-CAP	1	100	9090171013313	93	2,20
KPRI-2212-CAPH	1	100	9090171013320	93	2,50
KPRI-2508	1	20	9090171009019	93	25,00
KPRI-2508-CAP	1	100	9090171013337	93	2,20
KPRI-2508-CAPH	1	100	9090171013344	93	2,50
KPRI-2508-CLIP	1	100	9090171013580	93	4,00
KPRI-2508B	1	20	9090171018530	93	34,00
KPRI-2508N	1	20	9090171018592	93	34,00
KPRI-3011	1	20	9090171009088	93	24,50
KPRI-3011-CAP	1	100	9090171013351	93	2,20
KPRI-3011-CAPH	1	100	9090171013368	93	2,50
KPRI40G-2413	1	20	9090171009118	99	31,00
KPRI40G-2413-CAP	1	100	9090171013375	99	2,20
KPRI40G-2413-CAPH	1	100	9090171013382	99	2,50
KPRIC-4736	1	100	9090171009149	93	112,00
KPRIC-4736-CAP	1	100	9090171013399	93	11,00
KPRIC-4736-CAPH	1	100	9090171013405	93	11,50
KPRIC-4736-CLIP	1	100	9090171013597	93	25,00
KPRS-1611	1	20	9090171009057	97	15,50
KPRS-1611-CAP	1	100	9090171013412	97	2,20
KPRS-1611-CAPH	1	100	9090171013429	97	2,50
KPRS-1611-CLIP	1	100	9090171013603	97	4,00
KPRS-1611B	1	20	9090171018547	97	21,00
KPRS-1611N	1	20	9090171018608	97	21,00
KPRS-1708	1	20	9090171008999	97	15,00
KPRS-1708-CAP	1	100	9090171013436	97	2,20
KPRS-1708-CAPH	1	100	9090171013443	97	2,50
KPRS-1708-CLIP	1	100	9090171013610	97	4,00
KPRS-1708B	1	20	9090171018516	97	20,00
KPRS-1708N	1	20	9090171018578	97	25,00
KPRS-3537	1	100	9090171009132	101	112,50
KPRS-3537-CAP	1	100	9090171013450	101	11,00
KPRS-3537-CAPH	1	100	9090171013467	101	11,50
KPRS-3537-CLIP	1	100	9090171013627	101	15,00
KPRS-3537B	1	100	9090171018554	101	130,00
KPRS40G-1713	1	20	9090171009101	99	25,00
KPRS40G-1713-CAP	1	100	9090171013474	99	2,20
KPRS40G-1713-CAPH	1	100	9090171013481	99	2,50
KPRS40G-1713-CLIP	1	100	9090171013634	99	4,50
KPRSC-6528	1	6	9090171009194	103	62,50
KPRSC-6528-CAP	1	100	9090171013498	103	4,50
KPRSC-6528-CAPH	1	100	9090171013504	103	3,80
KPRSC-8050	1	6	9090171009200	103	82,50
KPRSC-8050-CAP	1	100	9090171013511	103	4,50
KPRSC-8050-CAPH	1	100	9090171013528	103	3,80
KPRSL-5709	1	20	9090171009156	97	34,00
KPRSL-5709-CAP	1	100	9090171013535	97	3,50
KPRSL-5709-CAPH	1	100	9090171013542	97	3,50
KPRSL-5709-CLIP	1	100	9090171013641	97	15,00
KPRVE-4217	1	10	9090171009224	101	49,00
KPRVE-4217-CAP	1	100	9090171013559	101	7,50
KPRVE-4217-CAPH	1	100	9090171013566	101	8,90
KPRVE-4217-CLIP	1	100	9090171013658	101	15,00
LNK-321200	1	10	9090171022629	115	125,00
LNKCN2	1	120	9090171011760	115	9,20
LNKCN4	1	1	9090171011777	115	12,50
LNKCNL	1	200	9090171011784	115	7,00
LNR-361230	1	10	9090171018899	69	97,00
LNR-361240	1	10	9090171018905	69	97,00
L0P-186000	1	9	9090171020762	175	44,00
L0P-361200	1	9	9090171020786	175	68,00
L0P-561500	1	9	9090171020816	175	88,00
L0PCON	1	125	9090171020991	174	5,25
L0PD-186000	1	9	9090171020779	175	100,00
L0PD-361200	1	9	9090171020809	175	120,00
L0PD-561500	1	9	9090171020830	175	135,00
L0PE-361200	1	9	9090171020793	175	130,00
L0PE-561500	1	9	9090171020823	175	145,00
LR50-051430	6	24	9020051430060	324	4,50
LR50-051440	6	24			

	COD.	INNER pz	MASTER pz	EAN	PAG.	€
	LR80-152730	6	24	9020152730069	324	8,40
	LR80-152740	6	24	9090171002836	324	8,40
	LTS-302718	1	20	9090171012996	204	31,00
	LTS-302730	1	20	9090171010312	204	30,00
	LTS-302740	1	20	9090171010329	204	30,00
	LTS-502718	1	20	9090171010183	204	45,50
	LTS-502722	1	20	9090171008128	204	43,00
	LTS-502730	1	20	9090171008135	204	43,00
	LTS-502740	1	20	9090171008142	204	43,00
	LTS-504022	1	20	9090171008159	204	45,50
	LTS-504030	1	20	9090171008166	204	45,50
	LTS-504040	1	20	9090171008173	204	45,50
	LVT-159540	1	8	9090171010107	301	120,00
	LVT-409540	1	4	9090171022773	301	360,00
	LX110-061030	10	50	9090171001211	318	4,20
	LX110-061040	10	50	9090171002805	318	4,20
	LX110-061060	10	50	9090171001228	318	4,20
	LX110-081030	10	50	9090171001235	318	4,70
	LX110-081040	10	50	9090171010343	318	4,70
	LX110-081060	10	50	9090171001242	318	4,70
	LX110-091030	10	50	9090171022780	318	6,20
	LX110-091040	10	50	9090171022797	318	6,20
	LX110-091060	10	50	9090171022803	318	6,20
	LX38-061030	10	50	9090171001174	318	4,20
	LX38-061040	10	50	9090171002799	318	4,20
	LX38-061060	10	50	9090171001181	318	4,20
	LX38-081030	10	50	9090171001198	318	4,70
	LX38-081040	10	50	9090171010336	318	4,70
	LX38-081060	10	50	9090171001204	318	4,70
	LX60-065330	10	50	9090171001259	318	6,20
	LX60-065340	10	50	9090171010350	318	6,20
	LX60-065360	10	50	9090171001266	318	6,20
	LX60-085330	10	50	9090171001273	318	6,90
	LX60-085340	10	50	9090171010367	318	6,90
	LX60-085360	10	50	9090171001280	318	6,90
M	MGR5-486010	1	6	9090171015973	84	72,00
	MIRO200	1	6	9090171007527	167	69,75
	MNC-204530	1	12	9090171014983	71	120,00
	MNC-204540	1	12	9090171014990	71	120,00
	MNI-204530	1	12	9090171014969	71	99,00
	MNI-204540	1	12	9090171014976	71	99,00
	MP-014030	6	24	9090171004700	266	27,00
	MP-014040	6	24	9090171004717	266	27,00
	MP-036030	6	24	9090171004724	266	45,00
	MP-036040	6	24	9090171004731	266	45,00
	MX-1004040	5	10	9090171004533	191	127,00
	MX-1004065	5	10	9021004065018	191	127,00
	MX-1504040	5	10	9090171004540	191	190,00
	MX-1504065	5	10	9090171002003	191	190,00
	MX-402740	5	20	9020402740015	191	75,00
	MX-704040	5	10	9090171004526	191	112,00
	MX-704065	5	10	9020704065014	191	112,00
O	OMR-061930	1	24	9090171018813	241	27,00
	OMR-061940	1	24	9090171018820	241	27,00
	OMR-243230	1	10	9090171018837	241	57,00
	OMS-061930	1	24	9090171018851	241	27,00
	OMS-061940	1	24	9090171018868	241	27,00
	OMS-243230	1	10	9090171018875	241	57,00
	OS65P-182300	1	10	9090171014914	236	43,75
	OS65P-363200	1	10	9090171014921	236	64,75
	OSOB-1411900	1	12	9090171022094	235	22,50
	OSOBS-1411900	1	12	9090171022100	235	39,00
	OSON-1411900	1	12	9090171022117	235	22,50
	OSONS-1411900	1	12	9090171022124	235	39,00
	OSTOB-1421500	1	12	9090171022131	235	27,50
	OSTOBP-1421500	1	12	9090171022148	235	30,00
	OSTOBPS-1421500	1	12	9090171022155	235	49,75
	OSTOBS-1421500	1	12	9090171022162	235	44,75
	OSTON-1421500	1	12	9090171022179	235	27,50
	OSTONP-1421500	1	12	9090171022186	235	30,00
	OSTONPS-1421500	1	12	9090171022193	235	49,75
	OSTONS-1421500	1	12	9090171022209	235	44,75
P	PACBI-101630	1	20	9090171018431	239	42,00
	PACBI-101640	1	20	9090171018448	239	42,00
	PACGR-101630	1	20	9090171018493	239	42,00
	PACGR-101640	1	20	9090171018509	239	42,00
	PAR20-082730	6	24	9090171012378	324	6,70
	PAR20-082740	6	24	9090171016406	324	6,70
	PAR30-102730	6	24	9090171012385	324	11,20
	PAR30-102740	6	24	9090171016413	324	11,20
	PAR38-152730	6	24	9090171012392	324	13,50
	PAR38-152740	6	24	9090171016420	324	13,50
	PAR56-301640	1	12	9090171012125	325	170,00
	PARB1-101730	1	20	9090171018394	239	37,00
	PARB1-101740	1	20	9090171018400	239	37,00
	PARGR-101730	1	20	9090171018455	239	37,00
	PARGR-101740	1	20	9090171018462	239	37,00
	PASBI-101630	1	20	9090171018417	239	39,50
	PASBI-101640	1	20	9090171018424	239	39,50
	PASGR-101630	1	20	9090171018479	239	39,50
	PASGR-101640	1	20	9090171018486	239	39,50
	PAVI-014230	6	24	9090171004748	265	36,00
	PAVI-014240	6	24	9090171004755	265	36,00

	COD.	INNER pz	MASTER pz	EAN	PAG.	€
	PAVI-038930	1	6	9090171004885	265	69,00
	PAVI-038940	1	6	9090171004892	265	69,00
	PAVI-058940	1	6	9090171025651	265	76,00
	PAVI-1216030	1	6	9090171004922	265	130,00
	PAVI-1216040	1	6	9090171004939	265	130,00
	PAVI-GU10	1	6	9090171010220	267	34,50
	PAVI1L-047030	6	24	9090171004762	263	19,00
	PAVI1L-047040	6	24	9090171004779	263	19,00
	PAVI2L-087030	6	24	9090171004786	263	23,00
	PAVI2L-087040	6	24	9090171004793	263	23,00
	PAVIC4L-0513030	1	6	9090171004809	263	72,00
	PAVIC4L-0513040	1	6	9090171004816	263	72,00
	PE1514FORBL	12	48	9020350015142	323	4,00
	PEOBIR-041140	10	50	9090171019827	253	31,00
	PEOBIS-041040	10	50	9090171019865	253	32,50
	PEOCOR-041140	10	50	9090171019841	253	31,00
	PEOCOS-041040	10	50	9090171019889	253	32,50
	PEOGR-041140	10	50	9090171019858	253	31,00
	PEOGS-041040	10	50	9090171019896	253	32,50
	PEONER-041140	10	50	9090171019834	253	31,00
	PEONES-041040	10	50	9090171019872	253	32,50
	PHG-1018030	1	20	9090171007718	237	24,00
	PHG-1018040	1	20	9090171007725	237	24,00
	PHG-2023030	1	20	9090171007732	237	35,00
	PHG-2023040	1	20	9090171007749	237	35,00
	PIXYCOB-020430	12	96	9090171016682	320	5,00
	PIXYCOB-020440	12	96	9090171016499	320	5,00
	PIXYCOB-020464	12	96	9090171016505	320	5,00
	PIXYCOB-040930	12	96	9090171016512	320	6,40
	PIXYCOB-040940	12	96	9090171016529	320	6,40
	PIXYCOB-040964	12	96	9090171016536	320	6,40
	PIXYDIM-450930	12	96	9090171018004	321	7,50
	PIXYDIM-450940	12	96	9090171018011	321	7,50
	PIXYDIM-450960	12	96	9090171018028	321	7,50
	PIXYDIM-450930	12	96	9090171018035	321	8,50
	PIXYDIM-450940	12	96	9090171018042	321	8,50
	PIXYDIM-450960	12	96	9090171018059	321	8,50
	PIXYFULL-030430	12	96	9090171000283	320	5,70
	PIXYFULL-030440	12	96	9090171016666	320	5,70
	PIXYFULL-030464	12	96	9090171016673	320	5,70
	PIXYFULL-030930	12	96	9021030930076	320	4,50
	PIXYFULL-030940	12	96	9090171009972	320	4,50
	PIXYFULL-030964	12	96	9090171004687	320	4,50
	PIXYFULL-040930	12	96	9090171000290	320	5,50
	PIXYFULL-040940	12	96	9090171010930	320	5,50
	PIXYFULL-040964	12	96	9090171010947	320	5,50
	PIXYFULL-050930	12	96	9090171016574	320	6,20
	PIXYFULL-050940	12	96	9090171016581	320	6,20
	PIXYFULL-050964	12	96	9090171016598	320	6,20
	PIXYFULL-080930	12	96	9090171016604	320	8,50
	PIXYFULL-080940	12	96	9090171016611	320	8,50
	PIXYFULL-080964	12	96	9090171016628	320	8,50
	PIXYFULL-450430	12	96	9090171016543	320	7,00
	PIXYFULL-450440	12	96	9090171016550	320	7,00
	PIXYFULL-450464	12	96	9090171016567	320	7,00
	PIXYPLT-020430	12	96	9021020430074	320	5,00
	PL-406040	1	10	9090171008029	28	46,00
	PLC-102440	6	24	9090171000382	325	22,00
	PLC-102740	6	24	9090171000399	325	22,00
	PLZ-10014040	1	6	9090171023411	197	162,50
	PLZ-15014040	1	4	9090171023404	197	187,50
	PLZ-4014040	1	6	9090171023381	197	92,50
	PLZ-6014040	1	6	9090171023398	197	112,50
	PQ-038530	6	24	9090171003154	33	11,00
	PQ-038540	6	24	9090171010503	33	11,00
	PQ-061230	6	24	9090171003161	33	13,50
	PQ-061240	6	24	9090171010510	33	13,50
	PQ-091430	6	24	9090171003178	33	16,00
	PQ-091440	6	24	9090171010527	33	16,00
	PQ-121730	6	24	9020121730106	33	18,50
	PQ-121740	6	24	9020121740105	33	18,50
	PQ-182230	6	24	9020182230102	33	21,25
	PQ-182240	6	24	9020182240101	33	21,25
	PQ-243030	6	12	9090171005424	33	33,00
	PQ-243040	6	12	9090171003116	33	33,00

COD.	INNER pz	MASTER pz	EAN	PAG.	€
PQAB90-421240	1	4	9090171023947	21	52,00
PQAB90-426040	1	4	9090171016826	21	45,00
PQABN-426040	1	4	9090171023954	21	26,00
PQABUN-426040	1	4	9090171017137	21	31,00
PQAFM-6060	1	6	9090171004212	29	20,00
PQAN-421240	1	6	9090171015898	25	49,00
PQAN-426040	1	6	9090171004205	23	42,00
PQAN90-421240	1	6	9090171015874	25	59,00
PQAN90-426040	1	6	9090171015881	23	49,00
PQAUN-426040	1	6	9090171025613	27	47,00
PQP-182230	6	24	9090171016451	37	30,00
PQP-182240	6	24	9090171003079	37	30,00
PQP-243030	6	12	9090171016468	37	36,00
PQP-243040	6	12	9090171003093	37	36,00
PQR-406230	1	6	9090171011425	34	63,00
PQR-406240	1	6	9090171011418	34	63,00
PRCN-1611N	1	20	9090171019278	97	11,00
PRCN-1708N	1	20	9090171019247	97	12,00
PRCN-1818N	1	20	9090171019254	97	11,00
PRCN-2508N	1	20	9090171019261	93	12,00
PRCO-1611	1	20	9090171012071	97	5,00
PRCO-1708	1	20	9090171012095	97	5,00
PRCO-1818	1	20	9090171012101	97	5,00
PRCO-2508	1	20	9090171012088	93	5,00
PRCO-3537	1	20	9090171018561	101	16,50
PRCO-5314	1	20	9090171012118	95	6,00
PRCV-1708	1	20	9090171009002	97	5,50
PRCV-1818	1	20	9090171009071	97	5,50
PRCV-2212	1	20	9090171009040	93	4,00
PRCV-2508	1	20	9090171009026	93	4,00
PRCV-3011	1	20	9090171009095	93	6,50
PRIS-120DK	8	32	9090171024869	107	26,00
PRIS-1200P	8	32	9090171024814	107	8,00
PRIS-120PR	8	32	9090171024838	107	12,00
PRIS-150DK	8	32	9090171024876	107	32,00
PRIS-1500P	8	32	9090171025248	107	10,00
PRIS-150PR	8	32	9090171024845	107	15,00
PRIS-1860BI	1	8	9090171024722	107	115,00
PRIS-1860NE	1	8	9090171024739	107	115,00
PRIS-36120BI	1	8	9090171024746	107	169,00
PRIS-36120NE	1	8	9090171024753	107	169,00
PRIS-45150BI	1	8	9090171024760	107	199,00
PRIS-45150NE	1	8	9090171024777	107	199,00
PRIS-60DK	8	32	9090171024852	107	13,00
PRIS-600P	8	32	9090171024807	107	4,00
PRIS-60PR	8	32	9090171024821	107	6,00
PRIS-BACK120	8	32	9090171024890	113	36,00
PRIS-BACK150	8	32	9090171024906	113	44,00
PRIS-BACK60	8	32	9090171024883	113	20,00
PRIS-CROLOP	1	3	9090171025149	107	139,00
PRIS-CROLPR	1	3	9090171025156	107	199,00
PRIS-ENDCAP	1	30	9090171025170	113	4,50
PRIS-LCDK	1	4	9090171025026	111	15,00
PRIS-LCOP	1	4	9090171025019	111	7,00
PRIS-LCPR	1	4	9090171025002	111	7,00
PRIS-LDXBI	1	4	9090171026429	111	99,00
PRIS-LDXNE	1	4	9090171026436	111	99,00
PRIS-LSXB	1	4	9090171026405	111	99,00
PRIS-LSXCBI	1	4	9090171026443	111	99,00
PRIS-LSXCNE	1	4	9090171026450	111	99,00
PRIS-LSXNE	1	4	9090171026412	111	99,00
PRIS-PLF	10	300	9090171024937	113	8,00
PRIS-PLT	20	100	9090171025163	113	7,00
PRIS-PNT	10	300	9090171024944	113	14,00
PRIS-SOSP	10	300	9090171024913	113	13,00
PRIS-TCOK	1	4	9090171025071	111	18,00
PRIS-TCEBI	1	2	9090171026504	111	135,00
PRIS-TCENE	1	2	9090171026511	111	135,00
PRIS-TCOP	1	4	9090171025064	111	8,00
PRIS-TCPR	1	4	9090171025057	111	8,00
PRIS-TDXBI	1	2	9090171026467	111	135,00
PRIS-TDXNE	1	2	9090171026474	111	135,00
PRIS-TRACK1BI	1	5	9090171025187	113	165,00
PRIS-TRACK1NE	1	5	9090171025194	113	165,00
PRIS-TRACK2BI	1	5	9090171025200	113	220,00
PRIS-TRACK2NE	1	5	9090171025217	113	220,00
PRIS-TRACK3BI	1	5	9090171025224	113	315,00
PRIS-TRACK3NE	1	5	9090171025231	113	315,00
PRIS-TSXB	1	2	9090171026498	111	135,00
PRIS-TSXNE	1	2	9090171026481	111	135,00
PRIS-WALL	10	300	9090171024920	113	8,00
PRIS-XBI	1	2	9090171025088	111	169,00
PRIS-XCDK	1	4	9090171025132	111	21,00
PRIS-XCOP	1	4	9090171025125	111	9,00
PRIS-XCPR	1	4	9090171025118	111	9,00
PRIS-XNE	1	2	9090171025095	111	169,00
PRISD-45150BI	1	8	9090171024784	107	275,00
PRISD-45150NE	1	8	9090171024791	107	275,00
PRISD-LDXBI	1	4	9090171026542	111	154,50
PRISD-LDXNE	1	4	9090171026559	111	154,50
PRISD-LSXB	1	4	9090171026528	111	154,50
PRISD-LSXCBI	1	4	9090171026566	111	154,50
PRISD-LSXCNE	1	4	9090171026573	111	154,50

COD.	INNER pz	MASTER pz	EAN	PAG.	€
PRISD-LSXNE	1	4	9090171026535	111	154,50
PRKP-163200	1	6	9090171025620	121	45,00
PRKPES-163200	1	6	9090171025644	121	95,00
PRKPS-163200	1	6	9090171025637	121	65,00
PRM-306040	1	10	9090171020847	176	34,50
PRM-501240	1	10	9090171020854	176	44,50
PRM-701540	1	10	9090171020861	176	57,00
PROM-1001640	1	10	9090171023206	273	49,00
PROM-2002340	1	5	9090171023213	273	71,00
PROM-3002340	1	5	9090171023220	273	112,00
PROM-4002940	1	5	9090171023237	273	158,00
PROM-5002940	1	5	9090171023244	273	199,00
PSE-302730	5	20	9090171011708	205	60,00
PSE-302740	5	20	9090171013702	205	60,00
PSE-302765	5	20	9090171011715	205	60,00
PSE-402730	5	20	9090171011722	205	81,50
PSE-402740	5	20	9090171013719	205	81,50
PSE-402765	5	20	9090171011739	205	81,50
PSE-404030	5	20	9090171019940	205	86,50
PSE-404040	5	20	9090171019957	205	86,50
PSE-404065	5	20	9090171019964	205	86,50
PSS-544040	5	20	9090171021042	205	96,00
PT-038530	6	24	9090171003123	31	9,50
PT-038540	6	24	9090171010473	31	9,50
PT-061230	6	24	9090171003130	31	12,50
PT-061240	6	24	9090171010480	31	12,50
PT-091430	6	24	9090171003147	31	14,50
PT-091440	6	24	9090171010497	31	14,50
PT-121730	6	24	9020121730007	31	16,00
PT-121740	6	24	9020121740006	31	16,00
PT-182230	6	24	9020182230003	31	21,25
PT-182240	6	24	9020182240002	31	21,25
PT-243030	6	12	9090171005431	31	31,00
PT-243040	6	12	9090171003109	31	31,00
PTOBI-209500	1	24	9090171019971	217	33,50
PTOBI-309500	1	24	9090171019988	217	41,00
PTOBI-409500	1	12	9090171019995	217	53,50
PTOCO-209500	1	24	9090171020038	217	33,50
PTOCO-309500	1	24	9090171020045	217	41,00
PTOCO-409500	1	12	9090171020052	217	53,50
PTOCOS-309500	1	24	9090171023145	217	46,00
PTOCOS-509500	1	12	9090171023152	217	60,00
PTONE-209500	1	24	9090171020007	217	33,50
PTONE-309500	1	24	9090171020014	217	41,00
PTONE-409500	1	12	9090171020021	217	53,50
PTONES-309500	1	24	9090171023169	217	46,00
PTONES-509500	1	12	9090171023176	217	60,00
PTP-182230	6	24	9090171016475	37	28,50
PTP-182240	6	24	9090171003062	37	28,50
PTP-243030	6	12	9090171016635	37	34,50
PTP-243040	6	12	9090171003086	37	34,50
PTP-486040	1	5	9090171008401	39	135,00
QBBI-109030	6	24	9090171016017	139	43,00
QBBI-109040	6	24	9090171008647	139	43,00
QBBI-1511230	6	24	9090171016031	139	70,00
QBBI-1511240	6	24	9090171008654	139	70,00
QBBI-2513130	6	24	9090171016055	139	102,50
QBBI-2513140	6	24	9090171008807	139	102,50
QBBI-3516130	6	24	9090171016079	139	132,50
QBBI-3516140	6	24	9090171008661	139	132,50
QBBI-059030	6	24	9090171016178	141	45,00
QBBI-059040	6	24	9090171008746	141	45,00
QBNE-109030	6	24	9090171016024	139	43,00
QBNE-109040	6	24	9090171008678	139	43,00
QBNE-1511230	6	24	9090171016048	139	70,00
QBNE-1511240	6	24	9090171008685	139	70,00
QBNE-2513130	6	24	9090171016062	139	102,50
QBNE-2513140	6	24	9090171008692	139	102,50
QBNE-3516130	6	24	9090171016086	139	132,50
QBNE-3516140	6	24	9090171008708	139	132,50
QBNEP-059030	6	24	9090171016185	141	45,00
QBNEP-059040	6	24	9090171008753	141	45,00
RBACS-3268	1	1	9090171015553	292	7,50
RBAURA	1	1	9090171025729	287	4,00
RBDOM	1	1	9090171020441	289	8,75
RBDOM-03	1	1	9090171024432	289	5,00
RBDVS	1	100	9090171007787	281	27,50
RBDVS-05	1	100	9090171009859	281	11,00
RBERGY-10	1	100	9090171023664	275	13,00
RBERGY-30	1	100	9090171023671	275	25,00
RBERGY-60	1	100	9090171025972	275	120,00
RBGNS	1	100	9090171019735	279	17,00
RBLVT	1	1	9090171007633	301	45,00
RBLVT40	1	1	9090171022896	301	165,00
RBLPRKES	1	1	9090171025736	121	29,00
RBPRM-100	1	1	9090171023268	273	11,00
RBPRM-200	1	1	9090171023275	273	18,00
RBPRM-300	1	1	9090171023282	273	36,00
RBPRM-400	1	1	9090171023299	273	52,00
RBPRM-500	1	1	9090171024104	273	72,00
RBSLB-07	1	1	9090171025682	283	5,00
RBSLB-09	1	1	9090171025699	28	

COD.	INNER pz	MASTER pz	EAN	PAG.	€
RBUDSOL	1	1	9090171025880	285	6,00
RBW-109510	1	16	9090171015348	221	34,00
RBW-509510	1	12	9090171015355	221	67,00
RC-SPD	1	100	9090171001433	116	3,00
RDAC100-24	1	50	9020610024006	90	30,00
RDAC100-2467	1	30	9090171013023	90	60,00
RDAC100-2467D	1	30	9090171013122	90	124,00
RDAC120-24	1	50	9090171000863	90	32,50
RDAC150-24	1	50	9090171000870	90	35,00
RDAC150-2467D	1	15	9090171013139	90	142,50
RDAC200-24	1	36	9090171000887	90	45,00
RDAC200-2467	1	100	9090171013030	90	90,00
RDAC250-2467D	1	15	9090171013146	90	177,50
RDAC300-2467	1	100	9090171013047	90	120,00
RDAC35-24	1	100	9090171000849	90	16,50
RDAC50-2467	1	50	9090171013016	90	37,50
RDAC60-24	1	100	9090171000856	90	22,50
RDAC60-2467D	1	20	9090171013115	90	77,50
RDFTPD-1020	1	50	9090171015843	51	60,00
RDFTPD-2835	1	50	9090171015850	51	57,00
RDFTPD-60	1	50	9090171015867	52	95,00
RDPQ12	1	1	9090171005295	44	10,00
RDPQ18	1	250	9090171005301	44	10,00
RDPQ24	1	100	9090171007886	44	11,00
RDPQA24	1	50	9090171005769	44	13,50
RDPQA42	1	50	9090171005288	44	25,00
RDPQA42120	1	100	9090171016819	44	20,00
RDPQA64	1	50	9090171015379	44	23,50
RDZN-10	1	1	9090171022216	65	11,50
RDZN-16	1	1	9090171022223	65	11,50
RDZN-32	1	1	9090171022230	65	12,50
REG-181030	1	18	9090171025392	225	110,00
REG-181040	1	18	9090171025385	225	110,00
REG-186030	1	18	9090171025415	225	110,00
REG-186040	1	18	9090171025408	225	110,00
REG-361010	1	9	9090171025347	225	240,00
REG-361030	1	9	9090171025330	225	180,00
REG-361040	1	9	9090171025323	225	180,00
REG-366010	1	9	9090171025378	225	240,00
REG-366030	1	9	9090171025361	225	180,00
REG-366040	1	9	9090171025354	225	180,00
REG-BRK156	1	50	9090171025453	225	13,50
REG-BRK75	1	50	9090171025446	225	4,50
REG-CND2P	1	30	9090171025422	225	4,00
REG-CND5P	1	30	9090171025439	225	9,00
REG-CNTR	1	50	9090171025460	225	154,00
REG-RPT	1	50	9090171025477	225	90,00
RGLBI-098330	1	6	9090171014587	137	67,00
RGLBI-098340	1	6	9090171014600	137	67,00
RGLBI-1816330	1	6	9090171014624	137	102,00
RGLBI-1816340	1	6	9090171014648	137	102,00
RGLNE-098330	1	6	9090171014594	137	67,00
RGLNE-098340	1	6	9090171014617	137	67,00
RGLNE-1816330	1	6	9090171014631	137	102,00
RGLNE-1816340	1	6	9090171014655	137	102,00
RGMS-LENS15	1	100	9090171017663	133	2,20
RGMS-LENS24	1	100	9090171017670	133	2,20
RGMSBI-106530	1	6	9090171017595	133	67,00
RGMSBI-106540	1	6	9090171017601	133	67,00
RGMSNE-106530	1	6	9090171017618	133	67,00
RGMSNE-106540	1	6	9090171017625	133	67,00
RGMT-LENS15	1	100	9090171017656	133	5,00
RGMTBI-075830	1	6	9090171017557	133	56,00
RGMTBI-075840	1	6	9090171017564	133	56,00
RGMTNE-075830	1	6	9090171017571	133	56,00
RGMTNE-075840	1	6	9090171017588	133	56,00
RGMZ-LENS15	1	100	9090171017632	133	2,00
RGMZBI-123730	1	6	9090171017519	133	67,00
RGMZBI-123740	1	6	9090171017526	133	67,00
RGMZNE-123730	1	6	9090171017533	133	67,00
RGMZNE-123740	1	6	9090171017540	133	67,00
RGT180BI-207030	1	6	9090171012750	135	57,50
RGT180BI-207040	1	6	9090171012743	135	57,50
RGT180BI-359030	1	6	9090171012767	135	82,50
RGT180BI-359040	1	6	9090171012774	135	82,50
RGT180NE-207030	1	6	9090171012804	135	57,50
RGT180NE-207040	1	6	9090171012781	135	57,50
RGT180NE-359030	1	6	9090171012811	135	82,50
RGT180NE-359040	1	6	9090171012798	135	82,50
RGTBI-GU10	6	36	9090171012965	134	35,00
RGNE-GU10	6	36	9090171012972	134	35,00
RNDBI-109030	6	24	9090171016093	139	40,00
RNDBI-109040	6	24	9090171008562	139	40,00
RNDBI-1511030	6	24	9090171016116	139	65,00
RNDBI-1511040	6	24	9090171008579	139	65,00
RNDBI-2513030	6	24	9090171016130	139	89,00
RNDBI-2513040	6	24	9090171008586	139	89,00
RNDBI-3517030	6	24	9090171016154	139	115,00
RNDBI-3517040	6	24	9090171008593	139	115,00
RNDBIP-1511030	6	24	9090171016192	141	70,00
RNDBIP-1511040	6	24	9090171008715	141	70,00
RNDNE-109030	6	24	9090171016109	139	40,00
RNDNE-109040	6	24	9090171008609	139	40,00

S

COD.	INNER pz	MASTER pz	EAN	PAG.	€
RNDNE-1511030	6	24	9090171016123	139	65,00
RNDNE-1511040	6	24	9090171008616	139	65,00
RNDNE-2513030	6	24	9090171016147	139	89,00
RNDNE-2513040	6	24	9090171008623	139	89,00
RNDNE-3517030	6	12	9090171016161	139	115,00
RNDNE-3517040	6	24	9090171008630	139	115,00
RNDNEP-1511030	6	24	9090171016208	141	70,00
RNDNEP-1511040	6	24	9090171008739	141	70,00
RVBI-E27	1	6	9090171018189	247	59,50
RVCO-E27	1	6	9090171018202	247	59,50
RVGR-E27	1	6	9090171018219	247	59,50
RVNE-E27	1	6	9090171018196	247	59,50
RW-1008540	1	4	9090171008500	306	92,50
RW-1508540	1	4	9090171022964	306	112,00
RW-2008540	1	4	9090171022971	306	151,00
RW-308540	1	4	9090171008470	306	47,50
RW-508540	1	4	9090171008487	306	57,50
RW-708540	1	4	9090171008494	306	72,50
RWH-10010040	1	4	9090171026351	305	199,00
RWH-7010040	1	4	9090171026344	305	145,00
RWT2-1008540	1	2	9090171014556	306	117,00
RWT2-608540	1	2	9090171014549	306	92,00
SCL-020340	1	12	9090171009835	75	42,50
SENSDL1-10	1	100	9090171004694	47	68,00
SLAR111-124030	10	50	8059617675356	324	16,00
SLAR111-124040	10	50	9090171017045	324	16,00
SLB-071400	6	12	9090171025675	283	26,50
SLB-091900	6	12	9090171025668	283	35,50
SML-1009040	1	5	9090171021141	219	40,00
SML-109040	1	24	9090171021097	219	8,90
SML-1509040	1	5	9090171021158	219	62,00
SML-2009040	1	5	9090171021165	219	80,00
SML-209040	1	24	9090171021103	219	13,90
SML-309040	1	12	9090171021110	219	16,50
SML-509040	1	6	9090171021127	219	23,00
SML-759040	1	6	9090171021134	219	30,00
SMLS-109040	1	24	9090171021936	219	18,00
SMLS-209040	1	24	9090171021943	219	21,00
SMLS-309040	1	12	9090171021950	219	25,00
SMLS-509040	1	6	9090171021967	219	31,00
SMO-162230	1	20	9090171025583	243	17,00
SMO-162240	1	20	9090171015492	243	17,00
SMO-242730	1	20	9090171025576	243	24,50
SMO-242740	1	20	9090171015485	243	24,50
SMON-162240	1	20	9090171015904	243	17,00
SMON-242740	1	20	9090171015911	243	24,50
SMR-161740	1	20	9090171015515	243	17,00
SMR-242230	1	20	9090171025569	243	24,50
SMR-242240	1	20	9090171015508	243	24,50
SMRN-161740	1	20	9090171015928	243	17,00
SMRN-242240	1	20	9090171015935	243	24,50
SMS-161540	1	20	9090171015539	243	17,00
SMS-242240	1	20	9090171015522	243	24,50
SMSN-161540	1	20	9090171015942	243	17,00
SMSN-242240	1	20	9090171015959	243	24,50
SOFFIO180	1	24	9090171007558	169	77,50
SOFFIO230	1	12	9090171007565	169	80,00
SOFFIO320	1	12	9090171007572	169	80,00
SP65-070800	12	72	9090171021431	61	18,00
SP65-RAR	1	100	9090171021479	61	2,00
SP65-RCR	1	100	9090171021493	61	3,50
SP65-RNE	1	100	9090171021455	61	2,00
SP65-SAR	1	100	9090171021486	61	2,00
SP65-SBI	1	100	9090171021448	61	2,00
SP65-SCR	1	100	9090171021509	61	3,50
SP65-SNE	1	100	9090171021462	61	2,00
SPD-043000	6	24	9090171023893	116	13,75
SPD-086000	6	24	9090171023909	116	18,00
SPD-109000	6	24	9090171025101	116	23,50
SPD-141200	6	24	9090171024425	116	27,25
SPD-181500	6	24	9090171023916	116	36,25
SPF-091100	10	40	9090171011081	63	19,50
SPF-141400	10	40	9090171011098	63	27,50
SPF-171700	10	40	9090171011104	63	36,00
SPF-252400	10	20	9090171011111	63	49,00
SPK-032230	1	30	9090171006047	231	41,00
SPL65-186040	1	25	9090171013788	177	21,20
SPL65-241240	1	25	9090171013795	177	26,00
SPL65-361540	1	25	9090171013801	177	35,00
SPPR-106040	1	10	9090171012538	178	24,50
SPPR-181240	1	10	9090171012545	178	32,00
SPPR-361240	1	10	9090171012552	178	47,00
SPPR-481540	1	6	9090171012569	178	60,00
SPPRV-106000	1	10	9090171022407	179	14,75
SPPRV-181200	1	10	9090171022414	179	20,00
SPPRV-206000	1	10	9090171022438	179	17,50
SPPRV-241500	1	6	9090171022421	179	27,50
SPPRV-361200	1	10	9090171012576	179	26,00

	COD.	INNER pz	MASTER pz	EAN	PAG.	€
	SRS-2009540	1	6	9090171011531	207	152,00
	SRS-2009560	1	6	9090171016321	207	152,00
	SRS-209540	1	24	9090171011470	207	27,50
	SRS-209560	1	24	9090171016253	207	27,50
	SRS-30012040	1	4	9090171020458	211	275,00
	SRS-3003040	1	4	9090171020489	211	275,00
	SRS-3006040	1	4	9090171020472	211	275,00
	SRS-3009040	1	4	9090171020465	211	275,00
	SRS-309540	1	24	9090171011487	207	32,50
	SRS-309560	1	24	9090171016260	207	32,50
	SRS-40012040	1	4	9090171020496	211	350,00
	SRS-4003040	1	4	9090171020526	211	350,00
	SRS-4006040	1	4	9090171020519	211	350,00
	SRS-4009040	1	4	9090171020502	211	350,00
	SRS-509540	1	20	9090171011494	207	36,00
	SRS-509560	1	20	9090171016277	207	36,00
	SRS-709540	1	12	9090171011500	207	65,00
	SRS-709560	1	12	9090171016284	207	65,00
	SRSB-1009540	1	12	9090171016376	207	89,00
	SRSB-1509540	1	6	9090171016383	207	135,00
	SRSB-2009540	1	6	9090171016390	207	152,00
	SRSB-209540	1	24	9090171016338	207	27,50
	SRSB-309540	1	24	9090171016345	207	32,50
	SRSB-509540	1	20	9090171016352	207	36,00
	SRSB-709540	1	12	9090171016369	207	65,00
	SRSBT-203640	1	20	9090171019766	215	30,00
	SRSBT-303640	1	20	9090171019773	215	40,00
	SRSBT-503640	1	20	9090171019780	215	72,00
	STAND50	1	5	9090171007343	307	27,50
	STB-186030	6	24	9090171001501	117	18,50
	STB-186040	6	24	9090171001518	117	18,50
	STB-361230	6	24	9090171001525	117	26,00
	STB-361240	6	24	9090171001532	117	26,00
	STB-451530	6	24	9090171001587	117	32,00
	STB-451540	6	24	9090171001594	117	32,00
	STB-601540	6	24	9090171019285	117	49,00
	STEPS-041230	6	48	9090171023183	293	19,00
	STEPS-041240	6	48	9090171023190	293	19,00
	STYLOBI500-053330	6	24	9090171016239	141	47,50
	STYLOBI500-053340	6	24	9090171008784	141	47,50
	STYLOBI600-032530	6	24	9090171016215	141	37,50
	STYLOBI600-032540	6	24	9090171008760	141	37,50
	STYLONE500-053330	6	24	9090171016246	141	47,50
	STYLONE500-053340	6	24	9090171008791	141	47,50
	STYLONE600-032530	6	24	9090171016222	141	37,50
	STYLONE600-032540	6	24	9090171008777	141	37,50
	SUN-051100	1	6	9090171022681	297	75,00
	SUN-056000	1	4	9090171022674	297	99,00
	SUN-BASE	1	50	9090171022728	297	11,00
	SUN-POLE25	1	50	9090171022704	297	17,50
	SUN-SPK	1	50	9090171022711	297	11,00
	SUN-WALL	1	10	9090171022698	297	24,00
	SUNXL-204030	1	1	9090171023367	299	179,00
	SUNXL-204040	1	1	9090171023374	299	179,00
T	TR-1411830BL	6	24	9090171022261	321	17,50
	TR-1411840BL	6	24	9090171022278	321	17,50
	TRCOB-047830	6	24	9090171022735	321	11,00
	TRCOB-047830BL	6	24	9090171022742	321	12,00
	TRCOB-047840	6	24	9090171022759	321	11,00
	TRCOB-047840BL	6	24	9090171022766	321	12,00
	TRCOB-0811830	6	24	9090171021691	321	15,00
	TRCOB-0811830BL	6	24	9090171022377	321	15,50
	TRCOB-0811840	6	24	9090171022834	321	15,00
	TRCOB-0811840BL	6	24	9090171022384	321	15,50
	TRCOB-1111830	10	100	9090171026030	321	20,00
	TRCOB-1111840	10	100	9090171026047	321	20,00
	TRD-1411830BL	6	24	9090171022247	321	19,50
	TRD-1411840BL	6	24	9090171022254	321	19,50
	TRIPOD160	1	6	9090171007091	307	37,50
	TRS-057830BL	6	24	9090171009941	321	8,50
	TRS-0811830BL	6	24	9090171009958	321	12,00
U	UDRBI-1010	1	12	9090171020144	245	52,00
	UDRCO-1010	1	12	9090171020168	245	52,00
	UDRGR-1010	1	12	9090171020175	245	52,00
	UDRNE-1010	1	12	9090171020151	245	52,00
	UDSBI-1010	1	12	9090171020106	245	52,00
	UDSBI-2012	1	12	9090171020069	245	84,00
	UDSCO-1010	1	12	9090171020120	245	52,00
	UDSCO-2012	1	12	9090171020083	245	84,00
	UDSGR-1010	1	12	9090171020137	245	52,00
	UDSGR-2012	1	12	9090171020090	245	84,00
	UDSNE-1010	1	12	9090171020113	245	52,00
	UDSNE-2012	1	12	9090171020076	245	84,00
	UDSOL-091530	6	24	9090171025606	285	38,00
	UDSOL-091540	6	24	9090171025590	285	38,00
V	VTV-052427	50	200	9090171012163	323	2,20
Z	ZNR-1070	1	20	9090171019599	65	15,00
	ZNR-16120	1	20	9090171019605	65	23,00
	ZNR-32200	1	20	9090171019612	65	40,00
	ZNS-1070	1	20	9090171019629	65	17,00
	ZNS-16120	1	20	9090171019636	65	28,00
	ZNS-32200	1	20	9090171019643	65	45,00
	ZP-032427	10	50	9090171020694	57	26,00

	COD.	INNER pz	MASTER pz	EAN	PAG.	€
	ZP-032440	10	50	9090171020700	57	26,00
	ZP-052427	10	50	9090171020717	57	32,50
	ZP-052440	10	50	9090171020724	57	32,50
	ZP-072427	10	50	9090171022995	57	38,50
	ZP-072440	10	50	9090171023008	57	38,50
	ZP-092427	10	50	9090171023015	57	45,00
	ZP-092440	10	50	9090171023022	57	45,00
	ZS-15017030	1	1	9090171024036	195	275,00
	ZS-15017040	1	1	9090171024005	195	275,00
	ZS-4017030	1	1	9090171026108	195	159,00
	ZS-4017040	1	1	9090171026054	195	159,00
	ZS-6017030	1	1	9090171024012	195	172,00
	ZS-6017040	1	1	9090171023985	195	172,00
	ZS-9017030	1	1	9090171024029	195	235,00
	ZS-9017040	1	1	9090171023992	195	235,00
	ZSPA65-032400	10	50	9090171023039	59	26,00
	ZSPA65BI-032400	10	50	9090171025712	59	26,00
	ZTD-605240	1	1	9090171006414	202	425,00

CONDIZIONI GENERALI DI VENDITA

GENERALITÀ

Le condizioni generali di vendita, qui di seguito riportate, si intendono valide per qualsiasi ordine pervenuto alla ns. Azienda e costituiscono parte essenziale di ciascun ordine. Eventuali modifiche alle presenti clausole nonché eventuali condizioni particolari dovranno essere espressamente concordate per iscritto.

ORDINI

Le ordinazioni acquisite dalla nostra organizzazione di vendita sono soggette all'approvazione della ns. Azienda. Non si accettano ordini d'importo inferiore a € 500,00 + IVA. Ordini pervenuti con quantità inferiori agli standard indicati a listino, saranno automaticamente arrotondati all'imbello minimo, altrimenti non potranno essere gestiti.

TRASPORTO

La merce viaggia a rischio e pericolo del Committente il quale, nel proprio interesse, deve verificare, prima del ritiro, l'integrità dei colli e la quantità della merce ricevuta. Eventuali reclami dovranno essere avanzati direttamente al vettore al momento della consegna e comunicati anche alla ns. Azienda, come indicato al capitolo "Reclami".

CONSEGNE

I termini di consegna hanno carattere puramente indicativo e non hanno valore contrattuale. La spedizione viene effettuata unicamente con ns. corrieri convenzionati. La consegna si intende effettuata nel momento in cui la merce viene conferita al vettore. La consegna della merce con procedure d'urgenza e/o sponda idraulica, verrà effettuata solamente previa accettazione da parte dell'acquirente del costo aggiuntivo relativo al servizio richiesto. All'atto della consegna l'acquirente si impegna a verificare immediatamente e in presenza del vettore la conformità quantitativa e l'integrità dei colli inviati rispetto al D.D.T. e al packing-list, anche per consegne con pallets filmati.

GARANZIA

La ns. Azienda garantisce che i prodotti sono esenti da vizi o difetti di fabbricazione per un periodo di 2 anni decorrente dalla data di consegna dei medesimi al Cliente. La garanzia non opererà con riferimento a quei prodotti i cui difetti sono dovuti a:

- I** Danni causati durante il trasporto; (ad eccezione di quanto indicato al capitolo "Reclami").
- II** Lampade che presentino rotture di vetri (ad eccezione di quanto indicato al capitolo "Reclami").
- III** Un uso negligente o improprio degli stessi;
- IV** Inosservanza delle istruzioni della ns. Azienda riguardanti il funzionamento, manutenzione e conservazione dei prodotti;
- V** Riparazioni o modifiche apportate dal Cliente o da soggetti terzi senza la previa autorizzazione scritta della ns. Azienda.
- VI** In ogni caso il Cliente non potrà far valere i diritti di garanzia verso la ns. Azienda, se il prezzo dei Prodotti non sia stato corrisposto alle condizioni e nei termini pattuiti, anche nel caso in cui la mancata corresponsione del prezzo alle condizioni e nei termini pattuiti si riferisca a prodotti diversi da quelli per i quali il Cliente intende far valere la garanzia. La ns. Azienda non riconosce alcuna garanzia circa la conformità dei prodotti alle norme e ai regolamenti di Paesi che non rientrano o non appartengono all'Unione Europea.

RECLAMI

A condizione che il reclamo del Cliente sia coperto dalla garanzia e notificato nei termini sotto indicati, la ns. Azienda si impegnerà, a sua discrezione, a sostituire o riparare ciascun prodotto o le parti di questo che presentino vizi o difetti. Eventuali reclami devono essere inviati per iscritto alla ns. Azienda entro 8 giorni dal ricevimento della merce. Per reclami relativi a differenze quantitative o per colli danneggiati, o per rotture di vetri delle lampade, dovranno essere evidenziati sia nel D.D.T. che nella lettera di vettura del corriere, pena la non ns. accettazione del reclamo. Non sarà accettato nessun reclamo se non esclusivamente operato nel modo sopraindicato.

RESI MERCE

Eventuali prodotti difettosi potranno essere resi esclusivamente previa ns. autorizzazione, con le modalità che Vi saranno comunicate dall'ufficio contestazioni al momento della richiesta di reso. Previa iniziale valutazione telefonica, o eventuale ns. intervento diretto per la prima verifica, seguiranno istruzioni da parte della ns. Azienda per effettuare il reso. I resi autorizzati dovranno essere inviati ai magazzini, corredati di regolare D.D.T. e dei relativi estremi d'acquisto. Prodotti che hanno subito un utilizzo, anche parziale, non possono essere considerati difettosi; in questo caso si valuterà la convenienza della sostituzione del componente danneggiato, con spese a carico dell'acquirente. Si precisa che con il termine "materiale difettoso" è inteso qualsiasi prodotto che non abbia subito alcun utilizzo e che presenti evidenti anomalie di fabbricazione e/o di funzionamento. Non rientrano nel campo dei difettosi le lampade che presentano rotture di vetri. Altri prodotti potranno essere resi esclusivamente previa ns. autorizzazione, in porto franco, con le modalità che Vi saranno comunicate dall'ufficio contestazioni al momento della richiesta di reso ed accreditati al prezzo di acquisto dedotto un minimo del 10% per le spese di controllo, rimborso e riposizionamento a magazzino. Non potranno essere prese in considerazione richieste di resi di materiale la cui consegna risalga a più di 24 mesi prima della richiesta di restituzione, ed inoltre per articoli non presenti nell'attuale listino.

PAGAMENTI

I pagamenti devono essere eseguiti alla ns. Azienda, alla scadenza stabilita e per l'importo pattuito, ed indirizzati unicamente alla ns. sede amministrativa. In caso di ritardo del pagamento delle scadenze, anche parziale, oltre i termini concordati, l'Azienda si riserva la facoltà a sospendere successivi invii di merce. Saranno conteggiati gli interessi bancari per il ritardo sul pagamento concordato, secondo le modalità di legge in vigore.

PROPRIETÀ DELLA MERCE

La ns. Azienda rimane proprietaria della merce fino al completo pagamento della stessa da parte del Committente.

MISURE E DISEGNI

Le indicazioni di misure e disegni riguardanti la costruzione dei prodotti, le dimensioni, le caratteristiche tecniche e/o fotometriche, presenti su qualsiasi pubblicazione della ns. Azienda, sono da intendersi a puro titolo informativo e possono essere soggette a modifiche senza alcun preavviso. Per informazioni aggiornate sui prodotti, visitare il sito: www.century-italia.com.

RESPONSABILITÀ

I prodotti devono essere utilizzati e/o installati nel rispetto delle loro caratteristiche tecniche e delle istruzioni indicate, in osservanza delle disposizioni di sicurezza esistenti nel paese di utilizzo e/o d'installazione. La ns. Azienda declina ogni responsabilità per eventuali danni che possono, direttamente o indirettamente, derivare a persone, cose ed animali domestici, in conseguenza della mancata osservanza di tutte le prescrizioni indicate sui prodotti e/o sulle istruzioni per l'uso e/o per installazione. La ns. Azienda declina inoltre ogni responsabilità, qualora i prodotti fossero utilizzati per applicazioni speciali, o installati in posizioni per le quali si richiedesse l'ausilio di ponteggi, trabatelli o gru; non sono pertanto imputabili alla ns. Azienda costi di disinstallazione o sostituzione, in caso di eventuali difettosità dei prodotti.

PROPRIETÀ INTELLETTUALE

La ns. Azienda si riserva i diritti, il titolo e la proprietà intellettuale su documenti, disegni, fotografie e schede fornite al Cliente. Il Cliente non potrà utilizzare tale documentazione, senza previa autorizzazione scritta della ns. Azienda, per la realizzazione di propri cataloghi, volantini promozionali, siti web o qualunque altro mezzo divulgativo e/o pubblicitario.

FORO COMPETENTE

Per ogni controversia che dovesse sorgere tra la ns. Azienda ed il Committente, si intende eletto Foro competente quello della Ditta Venditrice.

GENERAL TERMS OF SALE

GENERAL INFORMATION

The general terms of sale below are valid for any order received from our Company and they are an essential part of each order. Any change to these clauses and any particular condition must be expressly agreed in writing.

ORDERS

Orders acquired by our sale team are subject to our Company approval. Orders received with quantities less than the listed standards will be automatically rounded to the minimum packaging, otherwise they will not be managed.

TRANSPORTATION

The goods travel is at Client risk. It's in his own interest to check, before withdrawal, the integrity of packages and quantity of received goods. Any complaint must be made directly to the carrier at delivery time and communicated to our Company, as stated in the chapter "Complaints".

DELIVERY

The terms of delivery are purely indicative and have no contractual value. The shipment is carried out only with our trusted couriers. The delivery is intended to be made at the time the goods are delivered to the carrier. The delivery of the goods with emergency procedures and/or hydraulic bank, will be carried out only after acceptance by the Client of the additional cost related to the requested service. At delivery time, the Client undertakes to check immediately the quantitative compliance and integrity of the received packages as mentioned on Transport Document and the packing-list, even for deliveries with filmed pallets.

WARRANTY

Our Company guarantees that the products are free of manufacturing defects for a period of 2 years from the date of delivery to the Client. The warranty will not cover products whose defects are due to:

- I** Damage caused during transport; [except what is described in the "Complaints" chapter].
- II** Lamps with broken glass [except what is described in the "Complaints" chapter].
- III** A negligent or improper use;
- IV** Non-compliance with the instructions of our Company regarding the use, maintenance and preservation of products;
- V** Repairs or changes made by the Client or third parties without the prior written permission of our Company.
- VI** In any case, the Client will not be able to claim the warranty rights to our Company if the price of the products has not been paid under the agreed terms and conditions, even if the non-payment refers to products different from those for which the Client intends to make guarantee. Our Company does not recognize any guarantee regarding products compliance with the rules and regulations of countries not belonging to the European Union.

COMPLAINTS

As long as the Client complaint is covered by the warranty and notified in the below terms, our Company will undertake at its discretion to replace or repair each defective product or component. Any written complaint must be received by our Company within 8 days from delivery. Complaints about quantitative differences or damaged packages, or for broken lamps, should be highlighted on the Transport Document and the courier's letter. Any other way will be not accepted.

RETURNS

All defective products can be returned after our permission only. Naturally it is necessary a first evaluation or check, then instructions from our Company to make the return will follow. Authorized returns must be sent to our warehouses with Transport Document and related purchase details. Products that have been used, even partially, cannot be considered defective; in this case, the convenience of replacing the damaged component will be evaluated, at Client cost. It should be noted that the term "defective" means any product that has not been used and has obvious manufacturing and/or operating anomalies. Broken glass lamps do not fall within the field of defectiveness. Other products can be returned by our permission only, freight prepaid, as communicated by the claim's office at the time of the request. The price paid for the product will be refunded except 10 % charged for control, repackaging and repositioning in stock. Requests for returns of goods delivered more than 24 months before the claim will not be considered.

PAYMENTS

Payments must be made to our Company at the fixed deadline for the agreed amount and addressed only to our administrative headquarters. In the event of a delay in the payment, even partial, beyond the agreed deadlines, the Company reserves the right to suspend subsequent deliveries of goods. Bank fee will be counted for the delay on the agreed payment according to the current legal arrangements.

PROPERTY OF GOODS

Our Company remains the owner of the goods until the Customer pays for them in full.

SIZES AND DESIGNS

Technical drawings related to the construction of products, dimensions, technical and/or photometric characteristics on any publication of our Company, have to be understood as informational and may be subject to change without any notice. For the latest product information, visit: www.century-italia.com.

RESPONSIBILITY

The products must be used and/or installed in accordance with their technical characteristics and instructions, in accordance with the safety regulation in the country of use and/or installation. Our Company disclaims any liability for any damage that may, directly or indirectly, result from people, things and pets, as a result of non-compliance with all the requirements stated on the products and/or instructions for use and/or for installation. Our Company also disclaims any responsibility if the products are used for special applications, or installed in locations for which scaffolding, beams or cranes are required; costs of uninstallation or replacement, in case of any product defect, are therefore not charged by our Company.

INTELLECTUAL PROPERTY

Our Company reserves the rights, title and intellectual property on documents, drawings, photographs and datasheets provided to the Client. The Client can't use this documentation – without prior written permission from our Company – for the creation of its own catalogues, promotional flyers, websites or any other means of dissemination and/or advertising.

PLACE OF JURISDICTION

For every dispute that arises between our Company and the Client, the place of jurisdiction is intended to be the Seller's one.

CENTURY® TECHNICAL 2025
THE ANNIVERSARY EDITION

Century Italia Srl

Strada Tor Tre Ponti, 68
04100 Latina (LT), Italy

Tel. +39 0773 24 27 08
Fax +39 0773 24 27 09
info@century-italia.com
www.century-italia.com

Made by
Century Italia

Printed in Italy
August 2024



Il presente documento potrebbe includere inesattezze tecniche o errori tipografici che verranno corretti a esclusiva discrezione di CENTURY® non appena rilevati. CENTURY® si riserva inoltre il diritto di variare i contenuti del catalogo in qualsiasi momento, senza preavviso. Con la tecnologia attuale non è possibile mostrare l'esatta qualità delle immagini dei prodotti come nella realtà. Le immagini presentate pertanto sono solo a scopo illustrativo e per finalità promozionali.

Tutti i contenuti presenti su questo documento, nonché il design dello stesso, appartengono unicamente a CENTURY® e sono protetti dalla normativa dettata in materia di tutela della proprietà intellettuale e del diritto d'autore. È pertanto vietato modificare, copiare, riprodurre, distribuire, trasmettere o diffondere senza autorizzazione ogni suo contenuto.

This document may include technical inaccuracies or typographical errors which will be corrected exclusively by CENTURY® as soon as detected. CENTURY® also reserves the right to change the contents of the catalog at a time, without notice. With current technology it is not possible to show the exact image quality of the products as in reality. The images presented are therefore for illustrative and promotional purposes only.

All the contents present on this same document, as well as the document by the same author, or individually to associated companies and are governed by the legislation on the protection of intellectual property and copyright. It is therefore forbidden to modify, reproduce, transmit or release any of its contents without authorization.

